Advancing Excellence

Accredited Laboratory

The College of American Pathologists

certifies that the laboratory named below

Metropolis Health Services (I) PVT LTD
Laboratory
Sushil Shah, MD

LAP Number: 7184943
AU-ID: 1405275

has met all applicable standards for accreditation and is hereby fully accredited by the College of American Pathologists' Laboratory Accreditation Program. Reinspection should occur within 30 days prior to January 11, 2007 to maintain accreditation.

Accreditation does not automatically survive a change in director, ownership, or location and assumes that all interim requirements are met.

Chair, Commission on Laboratory Accreditation

Mary E. Kass, M.D.
President, College of American Pathologists

STUDY

NABL

National Accreditation Board for Testing and Calibration Laboratories

Department of Science & Technology, India

CERTIFICATE OF ACCREDITATION

METROPOLIS HEALTH SERVICES (INDIA) PRIVATE LIMITED

has been assessed and accredited in accordance with the standard

ISO/IEC 17025:1999

"General Requirements for the Competence of Testing & Calibration Laboratories"

for its facilities at

MUMBAI

in the field of

CLINICAL TESTING-HAEMATOLOGY

Certificate Number T - 0647

Issue Date 06/05/2004 **Valid Until** 05/05/2007

This certificate remains valid for the Scope of Accreditation as specified in the annexure subject to continued satisfactory compliance to the above standard & the additional requirements of NABL.

Signed for and on behalf of NABL

THIS IS COLOUR XEROX

Convenor

Dr. M.S. Meenachiselvan
Accreditation Officer
National Accreditation Board for Testing & Calibration Laboratories
(Dept. of Sciences & Technology)
New Delhi - 110 016

Devi Saran Tewari
Director
National Accreditation Board for Testing & Calibration Laboratories
(Department of Science & Technology)
B-4/B-5/B-6, Qutab Hotel Apartments
New Mehrauli Road
New Delhi - 110 016

Director

Chairman

Prof. V.S. Ramamurthy,
Secretary to the Govt. of India
& Chairman, NAB
Deptt. of Science & Technology
New Delhi - 110 016

Study Name :Phase III Clinical Trial of Receptol, A New Anti AIDS Product from Biomix Network Ltd
Sponsor : Ministry of Health, National AIDS Control Organization and Biomix Network Ltd
Investigator Name: Dr. Girish Rajadhyaksha, Dept. of Medicine, L.T.M. Medical college, Sion Hospital, Sion.
PHASE : III Clinical Trials of HIV Positive Subjects
Monitored By ICMR National Observers:
1. Dr Ganga Khedkar. Dy. Director National AIDS Research Institute(NARI)
2. Dr Urmilla Thatte, HOD Dept of Pharmacology, Nair Hospital. Mumbai

VISIT 1(Clinical Reports on the day of the Recruitment of the Subjects)						VISIT 2(Clinical Reports after 3 months follow up)			
Metropolis SID #	PATIENT ID WITH RECRUITMENT DT.	Age/ Sex	Abs.CD4 Count	Metropolis SID #(Viral Load)	HIV-1-RNA Quant. by Real time SDS	Metropolis SID #	Abs.CD4 Count	Metropolis SID #(Viral Load)	HIV-1-RNA Quant. by Real time SDS
506909022	BML-001, ,21-11-05	46/M	283	506909234	13,575.00	607900426	64	607900464	1,343.914.00
506909023	BML-003,21-11-05	33/F	311	506909235	98,333.00	607900736	245	607900756	139,919.00
506909024	BML-002,21-11-05	55/F	305	506909236	Below 53	506920945	188	506920946	766,068.00
506909694	BML 004,28-11-05	24/F	139	506909752	78,149.00	506919557	426	506920947	177,213.00
506909695	BML 005, ,28-11-05	24/F	511	506909753	287,064.00	506919558	692	506920950	20,957.00
506909696	BML 006,28-11-05	32/M	339	506909754	85,114.00	506920943	155	506920944	234,808.00
506909697	BML 007,28-11-05	31/M	264	506909755	621,893.00	506920841	91	506920942	197,450.00
506909699	BML 009,28-11-05	42/M	243	506909757	10,611.00	506919561	275	506920949	689,463.00
506909700	BML 010,28-11-05	/M	432	506909758	1,066,200.00	506919562	476	506920948	189,699.00
506910832	BML 013,05-12-05	26/F	277	506910871	645,856.00	607900084	367	607900085	640,328.00
506911707	BML 018,12-12-05	23/F	472	506912032	29,336.00	607911036	515	607911065	305,454.00
506911709	BML 020,12-12-05	30/M	396	506912043	258,385.00	607900738	382	607900757	316,999.00
506911711	BML 022,12-12-05	40/F	475	506912041	Below 53	607909438	457	607912804	Below 53
506911715	BML 026,12-12-05	32/M	184	506912037	500,106.00	607918625	300	6079218626	17,774.00
506911716	BML 027,12-12-05	22/M	153	506912036	353,882.00	607922071	254	607,922,328	10,856
506911717	BML 028,12-12-05	45/M	384	506912035	67,937.00	607927348	106	607927727	241244
506912208	BML 030,19-12-05	26/F	224	506912316	1,315.00	607900427	292	607900463	11,274.00
506912209	BML 031,19-12-05	33/F	307	506912319	172,771.00	607900428	332	607900457	313,822.00
506912210	BML 032,19-12-05	30/F	433	506912323	39,152.00	607900429	463	607900459	105,806.00
506912211	BML 033,19-12-05	40/F	278	506912321	2,748,336.00	607900430	274	607900461	1,365,810.00
506912212	BML 034	34/M	403	506912320	351,174.00	607900431	380	607900460	543,657.00
506912214	BML 036,19-12-05	29/M	238	506912317	517,431.00	607900432	249	607900462	1,068,643.00
506912215	BML 037,19-12-05	27/M	163	506912318	125,050.00	607900433	188	607900458	355,043.00
506912674	BML 039.26-12-05	47/M	165	506912800	635,674.00	607900735	144	607900755	346,012.00
506913279	BML 041,02-01-06	40/M	380	506914255	479,859.00	607901070	390	607912805	16,310.00
506913280	BML 042,02-01-06	32/F	854	506914257	Below 53	607901069	539	607912806	32,642.00

METROPOLIS Health Services (India) Pvt Ltd
A-250 D Udyog Bhavan (Behind Glaxo) Hind Cycle Ma g Wo li Mumbai - 400 030.
Ph : + 91-22- 5650 5555 Fax : + 91-22- 5662 2080 E-mail : support@metropolisindia.com
www.metropolisindia.com
Also at Gamdevi - 2389 3431 Bandra - 9867002181 Marine Lines - 2200 5396
Insist on us in Chennai (Lister Metropolis) 91-44-2827 8971 Bangalore (Gokula Metropolis) 91-80-2360 8888
Delhi (DCA Metropolis) 91-11-5150 4277/88, Thrissur (Sudharma Metropolis) 91-487-233 4178, Cochin, Dubai, Bahrain and Colombo

METROPOLIS
Insist on us
Advancing Excellence

506913281	BML 043,02-01-06	25/F	364	506914259	57,410.00	607900732	304	607912807	Below 53
506913282	BML 044,02-01-06	37/F	307	506914261	71,002.00	607901068	381	607902668	49,814.00
506914273	BML 045,09-01-06	53/M	211	506914342	841,829.00	607927349	682	607927728	Below 53
506914274	BML 046,09-01-06	30/F	477	506914343	179,914.00	607920850	292	607921035	Below 53
506914275	BML 047,09-01-06	35/M	263	506914344	289,213.00	607901071	238	607912808	41,099.00
506914837	BML 049,16-01-06	25/F	377	506914872	4,138.00	607901823	393	607912809	Below 53
506915369	BML 040,23-01-06	30/M	381	506915393	28,255.00	607900734	363	607912810	Below 53
506915370	BML 050,23-01-06	28/M	445	506915398	Below 53	607901822	578	607902667	Below 53
506915371	BML 051,23-01-06	23/F	460	506915396	62,482.00	607901825	438	607912811	14,029.00
506916696	BML 054,06-02-06	40/F	309	506916737	300,109.00	607901824	322	607912812	324,260.00
506916698	BML 056,06-02-06	40/M	278	506916739	328,626.00	607901826	201	607912813	167,642.00
607900733	BML 058,17-04-06	30/M	314	607900752	3,444,971.00	607912098	631	607912131	157,948.00
607903797	BML 59	26/F	289	607903921	26,300.00	607915042	277	607915060	64,089.00
607903798	BML 61	56/M	155	607903922	238,000.00	607915047	149	607915061	630,995.00
607904466	BML 60	56/M	352	607904499	950,362.00	607915045	315	607915062	790,677.00
607904467	BML 63	46/F	441	607904498	95,452.00	607916148	342	607916162	87,549.00
607904468	BML 64	32/F	427	607904497	7,229.00	607916149	380	607916163	5,486.00
607904469	BML 65	30/F	225	607904496	Below 53	607917502	399	607917873	Below 53
607904470	BML 66	32/M	806	607925157	Below 53	607918627	635	607918628	24,365.00
607905246	BML 67	31/M	281	607905257	77,416.00	607917501	301	607917874	248,372.00
607905247	BML 68	37/M	268	607905258	116,442.00	607917500	246	607917875	57,791.00
607905248	BML 69	33/M	392	607905259	Below 53	607920853	76	607920505	214.403
607905931	BML 70	35/F	351	607905943	Below 53	607917498	304	607917876	8,704.00
607906670	BML 71	30/M	293	607906683	3,291.00	607917497	331	607917877	15,164.00
607906671	BML 72	24/F	725	607906684	Below 53	607917496	948	607917878	Below 53
607907076	BML 73	27/F	275	607907115	41,107.00	607918629	346	607918630	232,974.00
607908508	BML 75	38/F	1156	607925158	Below 53	607917495	1,234	607917879	7,979.00
506907426	BML 1,27-10-05	35/M	90	Not included in the study since CD4 count was below 100		-	-	-	-
506909698	BML 008,28-11-05	32/M	116	506909756	401,359.00	Subject dropped out			
506910830	BML 011,05-12-05	32/M	346	506910869	3,796.00	Subject dropped out			
506910831	BML 012,05-12-05	30/F	63	Not included in the study since		Subject dropped out			
506910833	BML 014,05-12-05	28/M	308	506910872	2,393,763.00	Subject dropped out			
506910834	BML 015,05-12-05	20/F	248	506910873	43,398.00	Subject dropped out			
506910835	BML 016,05-12-05	30/F	278	506910874	134,983.00	Subject dropped out			

METROPOLIS Health Services (India) Pvt. Ltd.
250 D, Udyog Bhavan (Behind Glaxo), Hind Cycle Marg, Worli, Mumbai - 400 030.
n : + 91-22- 5650 5555 Fax : + 91-22- 5662 2080. E-mail : support@metropolisindia.com
www.metropolisindia.com
lso at : Gamdevi - 2389 3431, Bandra - 9867002181, Marine Lines - 2200 5396
ist on us in : Chennai (Lister Metropolis): 91-44-2827 8971, Bangalore (Gokula Metropolis): 91-80-2360 8888,
shi (DCA Metropolis): 91-11-5150 4277/88, Thrissur (Sudharma Metropolis): 91-487-233 4178, Cochin, Dubai, Bahrain and Colombo.

METROPOLIS Insist on us
COLLEGE OF AMERICAN PATHOLOGISTS
Advancing Excellence

506910836	BML 017,05-12-05	35/M	145	506910875	990,802.00	Subject dropped out				
506911708	BML 019,12-12-05	35/F	103	506912033	714,043.00	Subject dropped out				
506911710	BML 021,12-12-05	32/M	248	506912042	91,847.00	Subject dropped out				
506911712	BML 023,12-12-05	25/F	327	506912040	7,848.00	Subject dropped out				
506911713	BML 024,12-12-05	30/F	214	506912039	542,333.00	Subject dropped out				
506911714	BML 025,12-12-05	30/F	240	506912038	116,753.00	Subject dropped out				
506911718	BML 029,12-12-05	35/M	229	506912034	45,643.00	Subject dropped out				
506912213	BML 035,19-12-05	23/M	648	506912315	10,762.00	Subject dropped out				
506912673	BML 038,26-12-05	36/M	244	506912799	183,214.00	Subject dropped out				
506914836	BML 048,16-01-06	42/M	323	506914870	2,114,819.00	Subject dropped out				
506916694	BML 052,06-02-06	20/M	443	506916735	41,234.00	Subject dropped out				
506916695	BML 053,06-02-06	26/M	493	506916736	6,481.00	Subject dropped out				
506916697	BML 055,06-02-06	26/F	818	506916738	Below 53	Subject dropped out				
607900086	BML 057,03-04-06	/M	382	607900108	335,210.00	Subject dropped out				
607904154	BML 62	50/M	610	-	-	-	-	-	-	
607911039	BML 76	30/F	451	607911066	81,141.00	-	-	-	-	
607912099	BML 77	34/M	199	-	-	-	-	-	-	
607912100	BML 78	50/F	378	-	-	-	-	-	-	

Prepared By:
John Kishore Castelino
Clinical Research Associate

Dharma
Section Head
Molecular Biology

Checked
Dr Vidya Nerurkar
HOD-Clinical Research and Molecular

OPOLIS Health Services (India) Pvt Ltd
Udyog Bhavan (Behind Glaxo) Hind Cycle Marg Worli Mumbai - 400 030.
91-22-5650 5555 Fax +91-22-5662 2080 E-mail support@metropolisindia.com
metropolisindia.com
t Gamdevi - 2389 3431 Bandra - 9867002181 Marine Lines - 2200 5396
n us in Chennai (Lister Metropolis) 91-44-2827 8971 Bangalore (Gokula Metropolis) 91-80-2360 8888

ETROPOLIS
Inspiration us

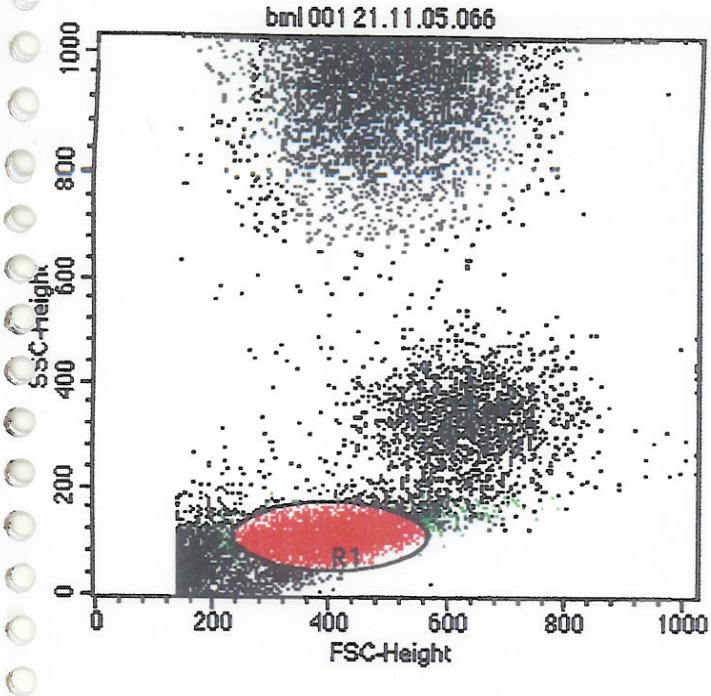

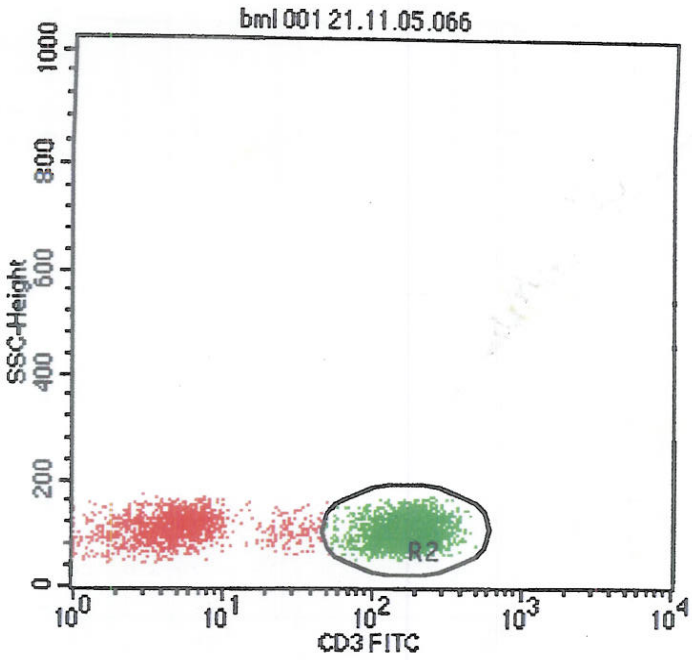

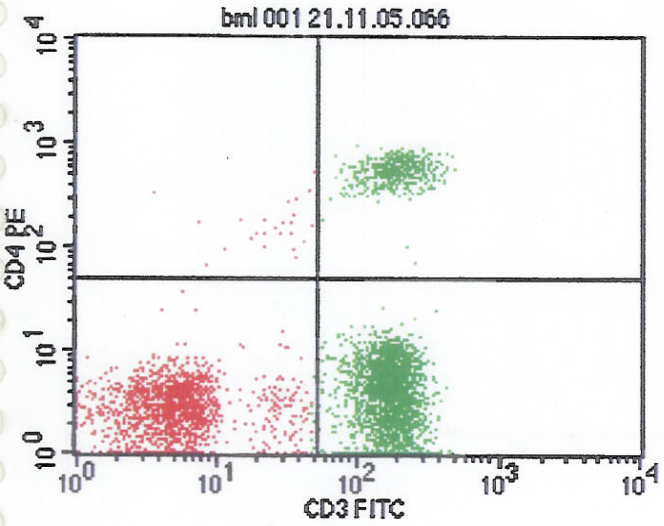

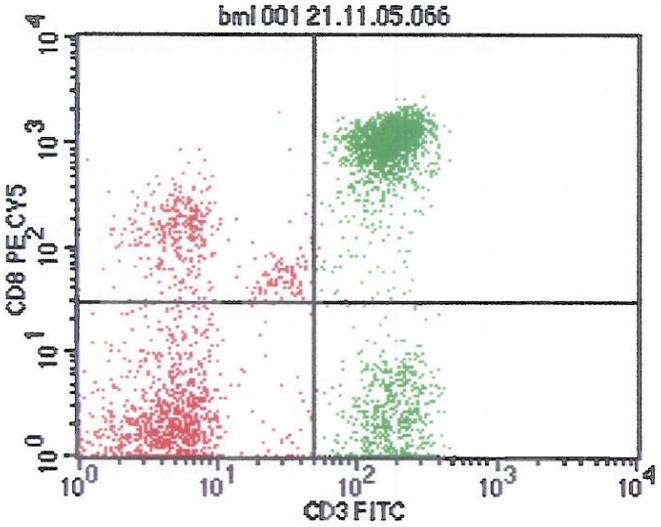

File: bml 001 21.11.05.066
Sample ID:
Tube:
Gate: G1
Total Events: 21171
Y Parameter: FL2-H CD4 PE (Log)

Quad	Events	% Gated	% Total
UL	25	0.56	0.12
UR	470	10.57	2.22
LL	1353	30.43	6.39
LR	2599	58.44	12.28

File: bml 001 21.11.05.066
Sample ID:
Tube:
Gate: G1
Total Events: 21171
Y Parameter: FL3-H CD8 PE CY5 (Log)

Quad	Events	% Gated	% Total
UL	401	9.02	1.89
UR	2410	54.19	11.38
LL	973	21.88	4.60
LR	663	14.91	3.13

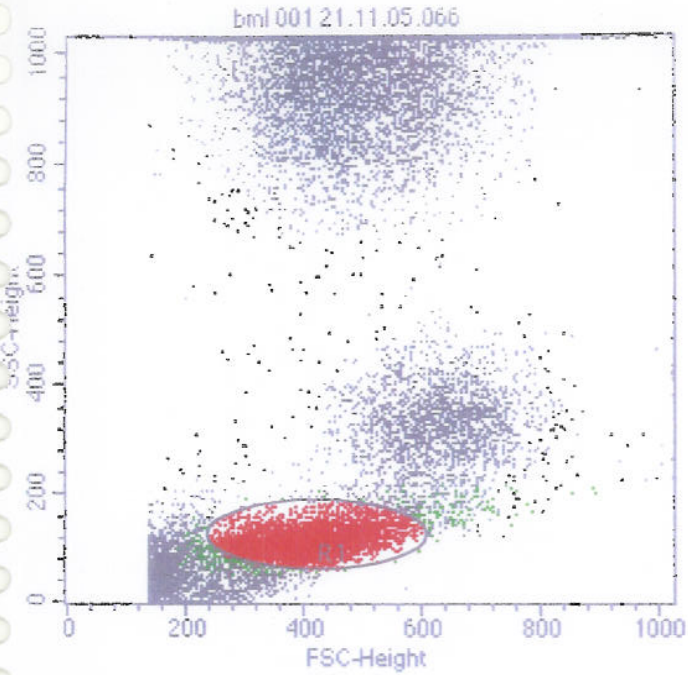

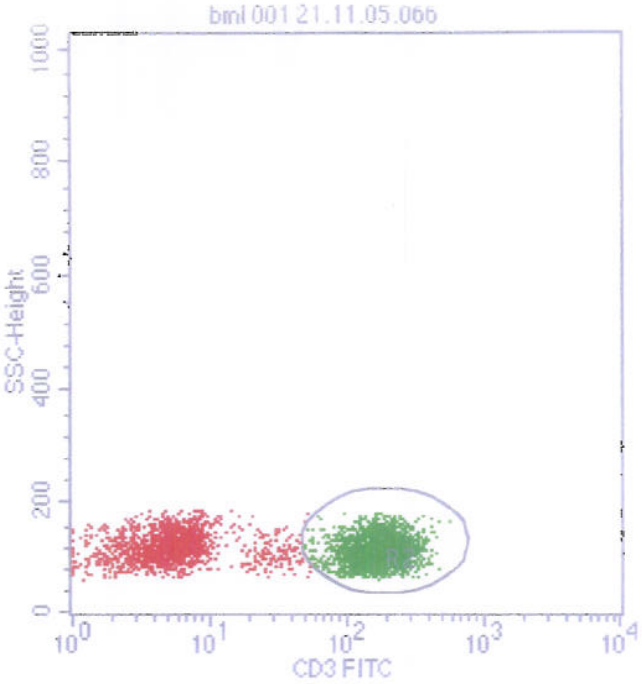

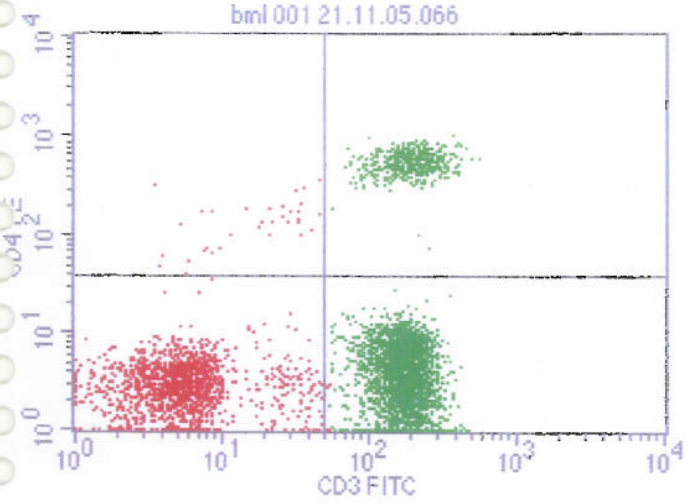

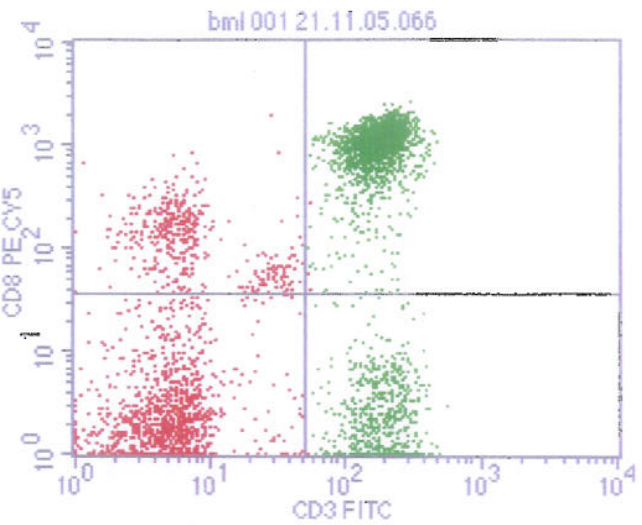

File: bml 001 21.11.05.066
Log Data Units: Linear Values
Sample ID:
Gate: G1
Gated Events: 4538
Total Events: 21171
X Parameter: FL1-H CD3 FITC (Log)
Y Parameter: FL2-H CD4 PE (Log)

Quad	Events	% Gated	% Total
UL	34	0.75	0.16
UR	459	10.11	2.17
LL	1411	31.09	6.66
LR	2634	58.04	12.44

File: bml 001 21.11.05.066
Sample ID:
Tube:
Gate: G1
Total Events: 21171
Y Parameter: FL3-H CD8 PE CY5 (Log)

Quad	Events	% Gated	% Total
UL	398	8.77	1.88
UR	2437	53.70	11.51
LL	1047	23.07	4.95
LR	656	14.46	3.10

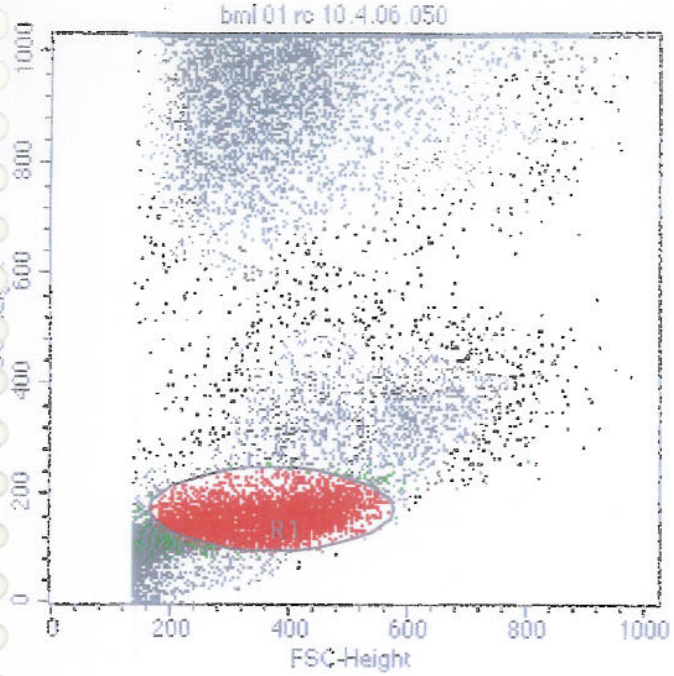

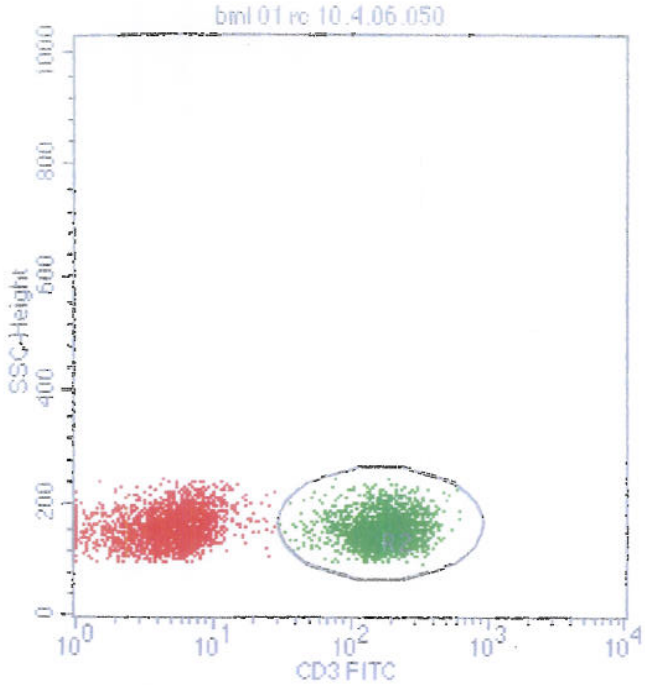

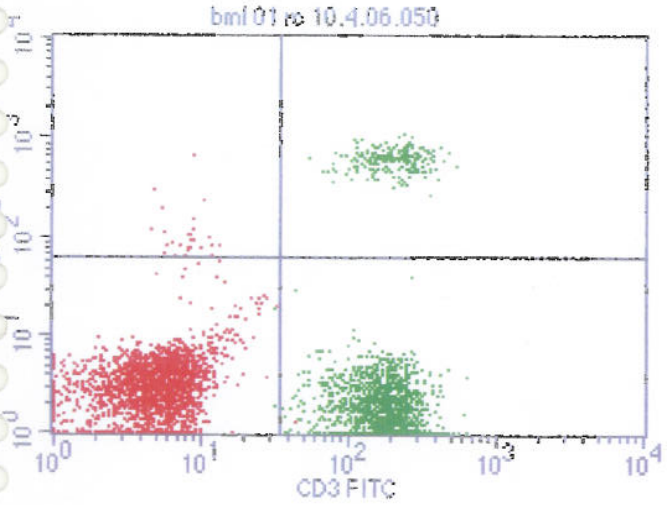

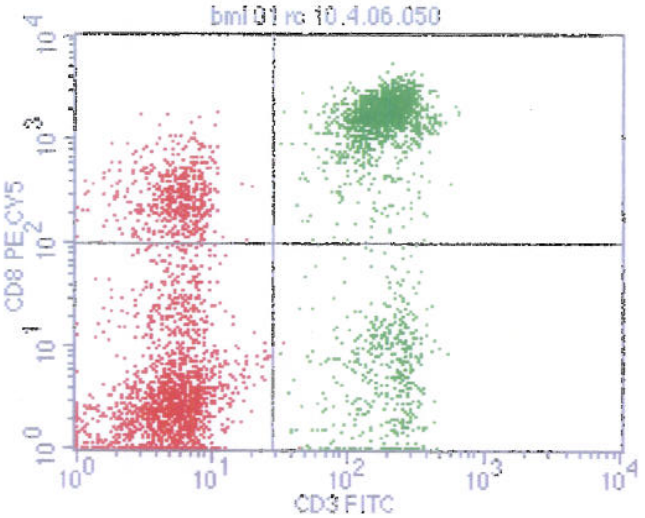

File: bml 01 rc 10.4.06.050
Log Data Units: Linear Values
Sample ID:
Gate: G1
Gated Events: 4431
Total Events: 20829
X Parameter: FL1-H CD3 FITC (Log)
Y Parameter: FL2-H CD4 PE (Log)

Quad	Events	% Gated	% Total
UL	26	0.59	0.12
UR	212	4.78	1.02
LL	2204	49.74	10.58
LR	1989	44.89	9.55

File: bml 01 rc 10.4.06.050
Sample ID:
Tube:
Gate: G1
Total Events: 20829
Y Parameter: FL3-H CD8 PE CY5 (Log)

Quad	Events	% Gated	% Total
UL	514	11.60	2.47
UR	1752	39.54	8.41
LL	1710	38.59	8.21
LR	455	10.27	2.18

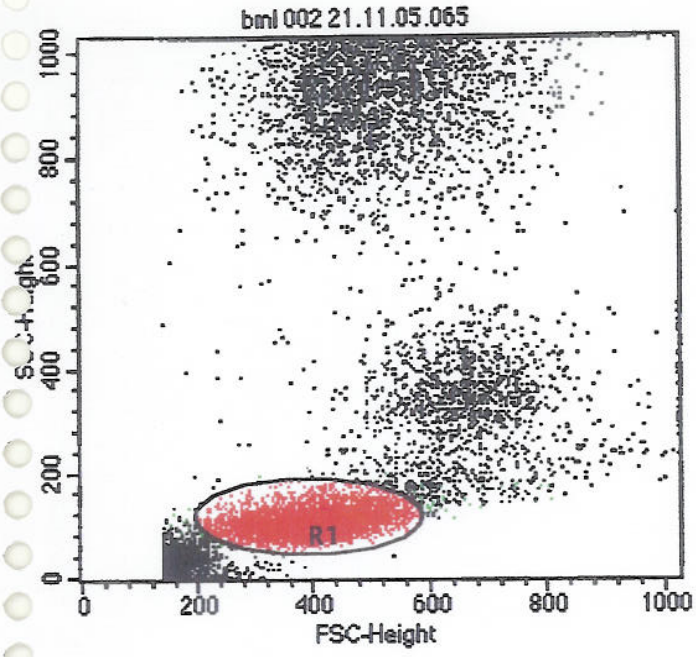

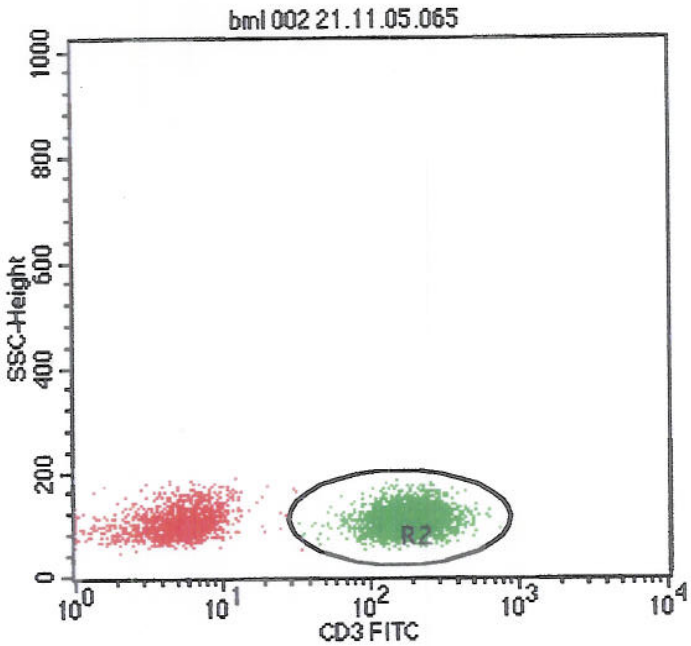

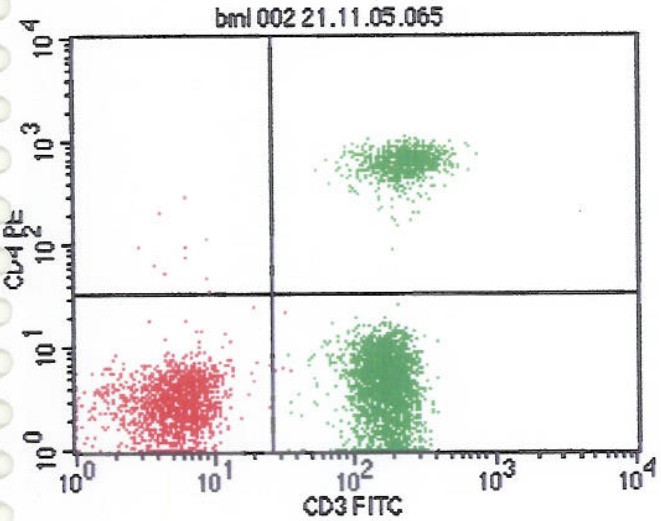

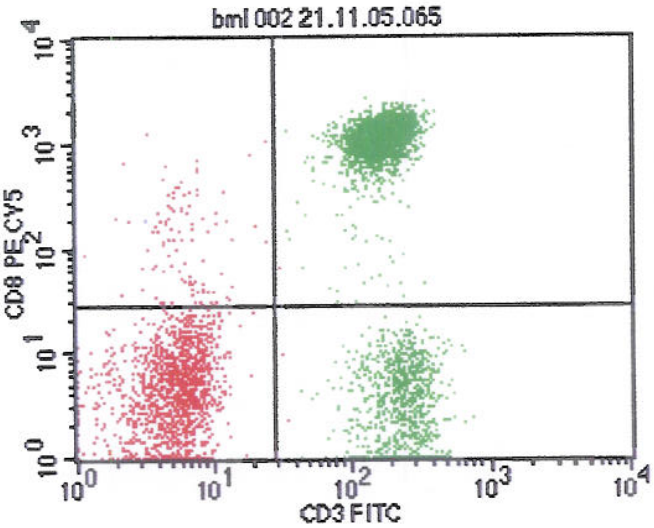

File: bml 002 21.11.05.065
Sample ID:
Tube:
Gate: G1
Total Events: 17852
Y Parameter: FL2-H CD4 PE (Log)

Quad	Events	% Gated	% Total
UL	10	0.19	0.06
UR	797	15.05	4.46
LL	1373	25.93	7.69
LR	3116	58.84	17.45

File: bml 002 21.11.05.065
Sample ID:
Tube:
Gate: G1
Total Events: 17852
Y Parameter: FL3-H CD8 PE CY5 (Log)

Quad	Events	% Gated	% Total
UL	106	2.00	0.59
UR	3042	57.44	17.04
LL	1278	24.13	7.16
LR	870	16.43	4.87

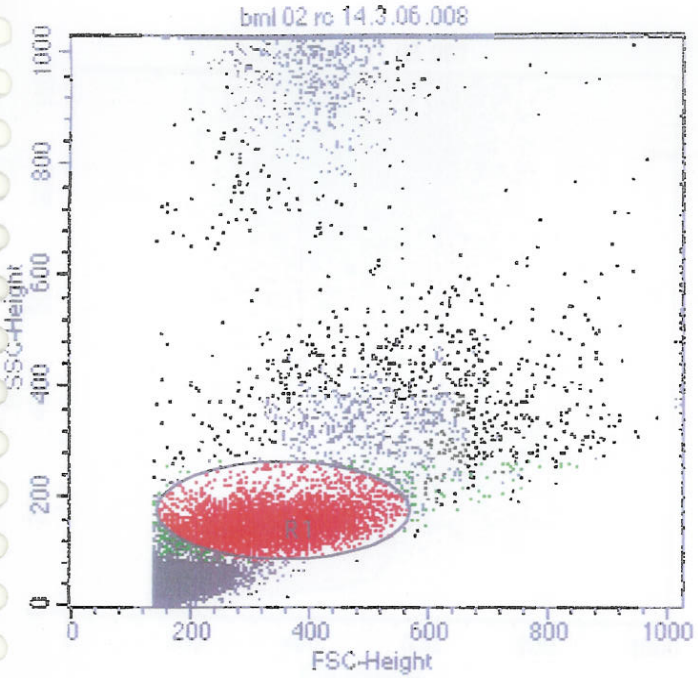

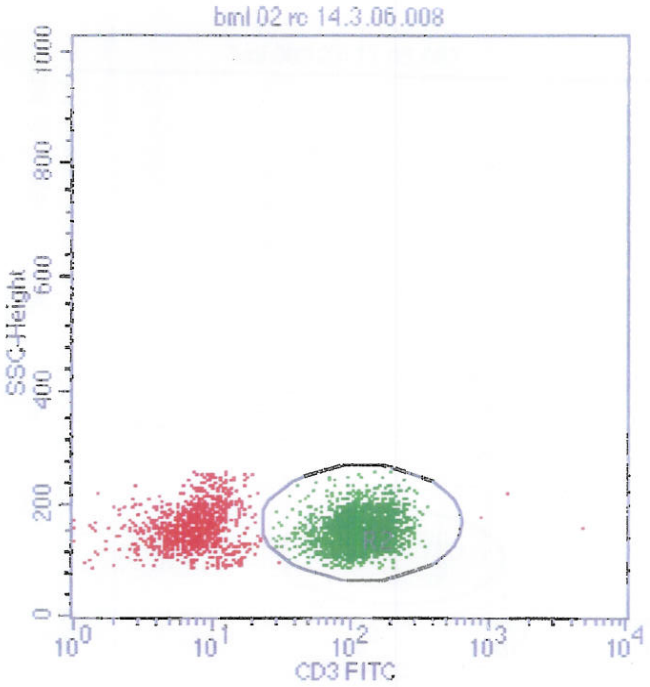

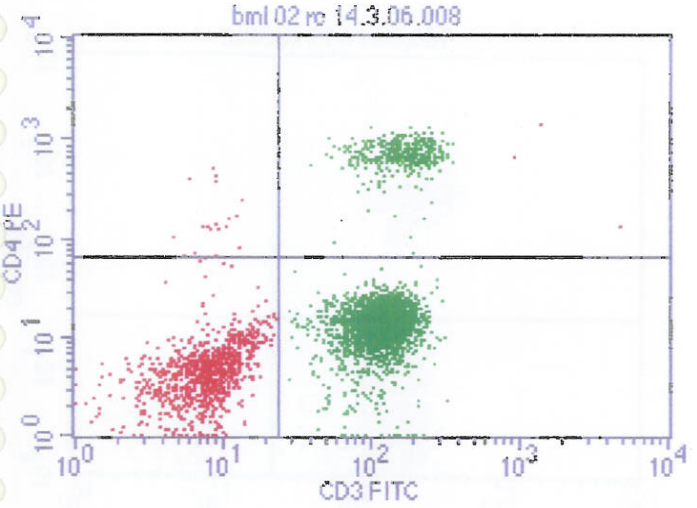

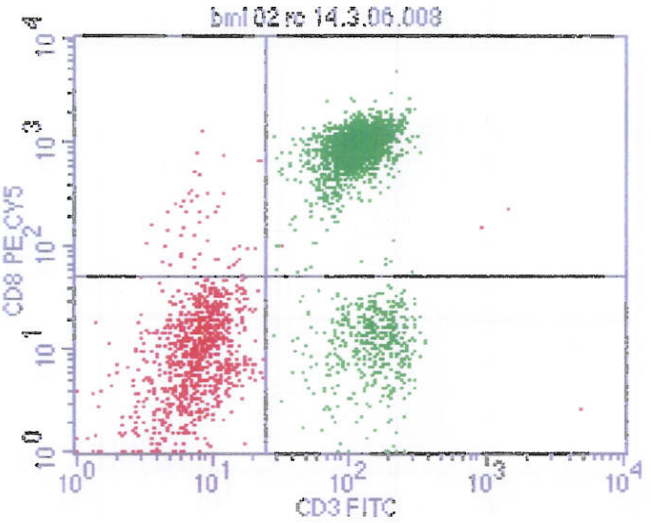

File: bml 02 rc 14.3.06.008
Log Data Units: Linear Values
Sample ID:
Gate: G1
Gated Events: 3948
Total Events: 19926
X Parameter: FL1-H CD3 FITC (Log)
Y Parameter: FL2-H CD4 PE (Log)

Quad	Events	% Gated	% Total
UL	18	0.46	0.09
UR	405	10.26	2.03
LL	921	23.33	4.62
LR	2604	65.96	13.07

File: bml 02 rc 14.3.06.008
Sample ID:
Tube:
Gate: G1
Total Events: 19926
Y Parameter: FL3-H CD8 PE CY5 (Log)

Quad	Events	% Gated	% Total
UL	52	1.32	0.26
UR	2569	65.07	12.89
LL	887	22.47	4.45
LR	440	11.14	2.21

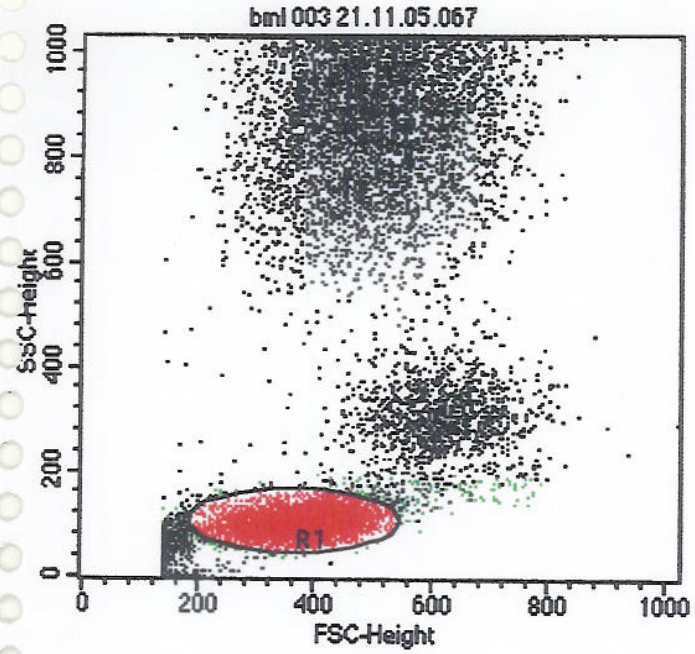

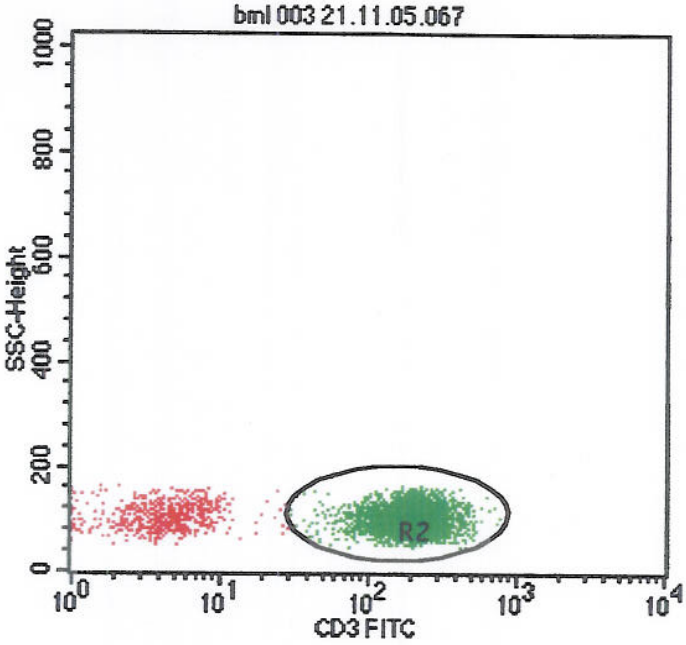

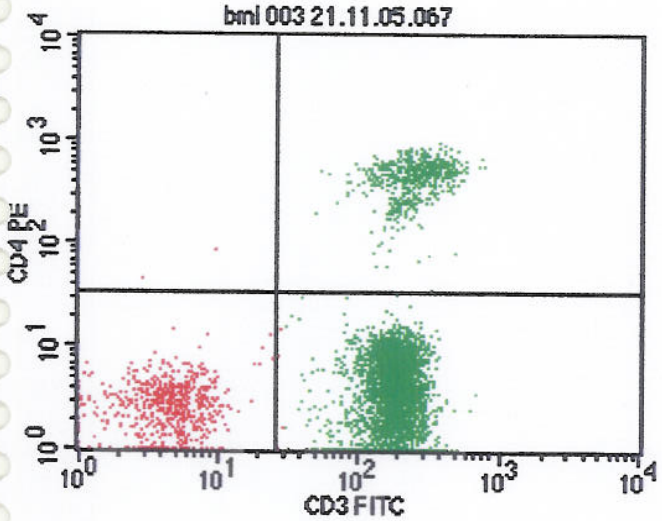

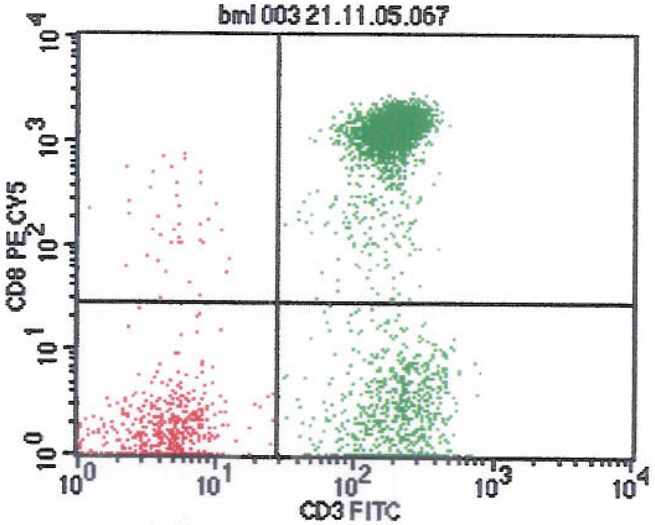

File: bml 003 21.11.05.067
Sample ID:
Tube:
Gate: G1
Total Events: 13878
Y Parameter: FL2-H CD4 PE (Log)

Quad	Events	% Gated	% Total
UL	2	0.04	0.01
UR	624	12.73	4.50
LL	570	11.63	4.11
LR	3705	75.60	26.70

File: bml 003 21.11.05.067
Sample ID:
Tube:
Gate: G1
Total Events: 13878
Y Parameter: FL3-H CD8 PE CY5 (Log)

Quad	Events	% Gated	% Total
UL	40	0.82	0.29
UR	3485	71.11	25.11
LL	535	10.92	3.86
LR	841	17.16	6.06

METROPOLIS MUMBAI-400030.

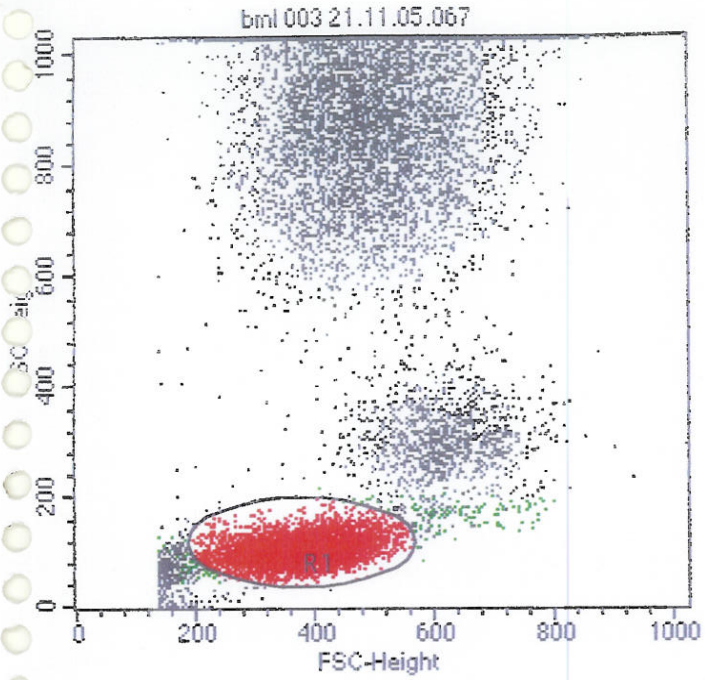

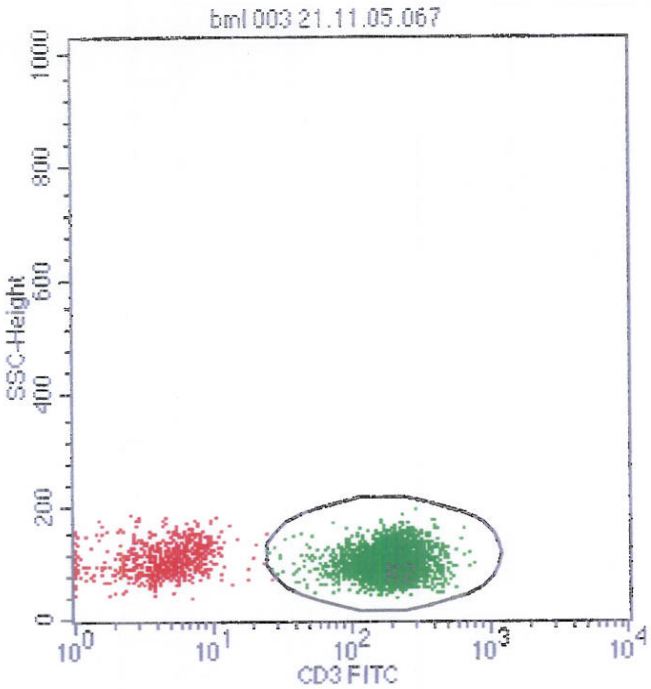

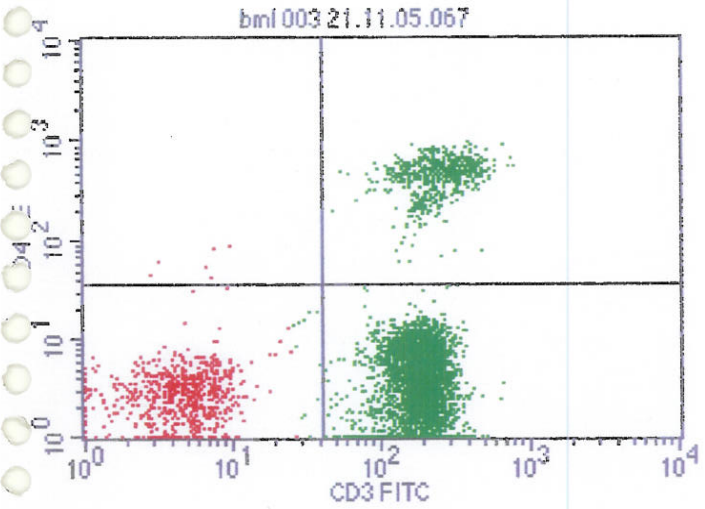

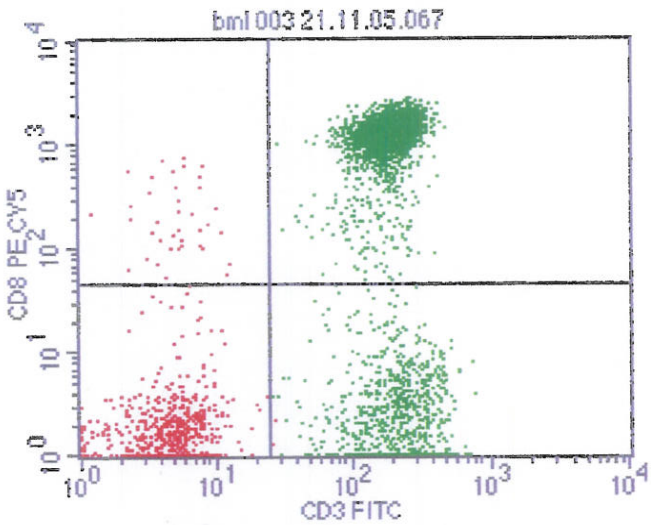

File: bml 003 21.11.05.067
Log Data Units: Linear Values
Sample ID:
Gate: G1
Gated Events: 5045
Total Events: 13878
X Parameter: FL1-H CD3 FITC (Log)
Y Parameter: FL2-H CD4 PE (Log)

Quad	Events	% Gated	% Total
UL	6	0.12	0.04
UR	639	12.67	4.60
LL	639	12.67	4.60
LR	3761	74.55	27.10

File: bml 003 21.11.05.067
Sample ID:
Tube:
Gate: G1
Total Events: 13878
Y Parameter: FL3-H CD8 PE CY5 (Log)

Quad	Events	% Gated	% Total
UL	38	0.75	0.27
UR	3534	70.05	25.46
LL	592	11.73	4.27
LR	881	17.46	6.35

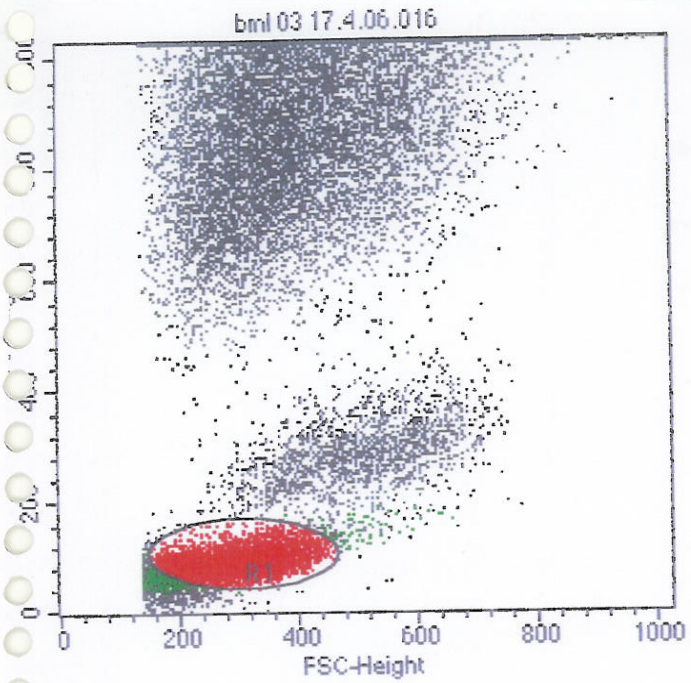

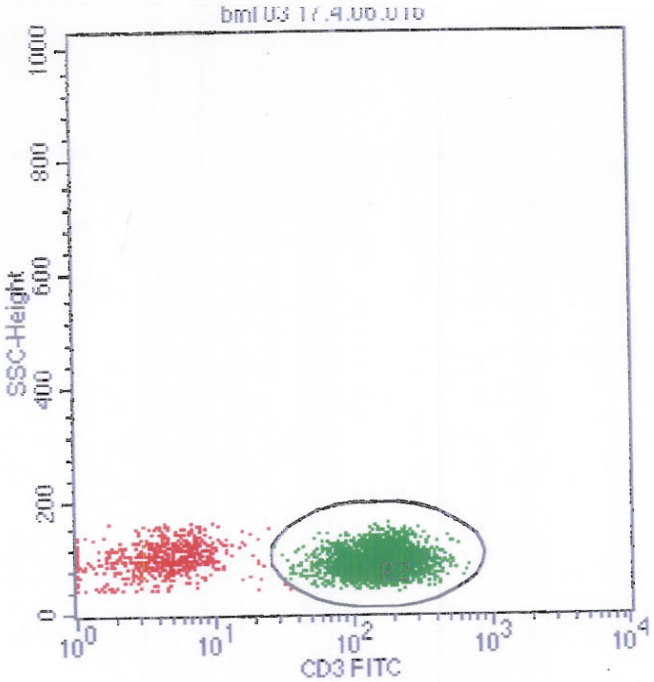

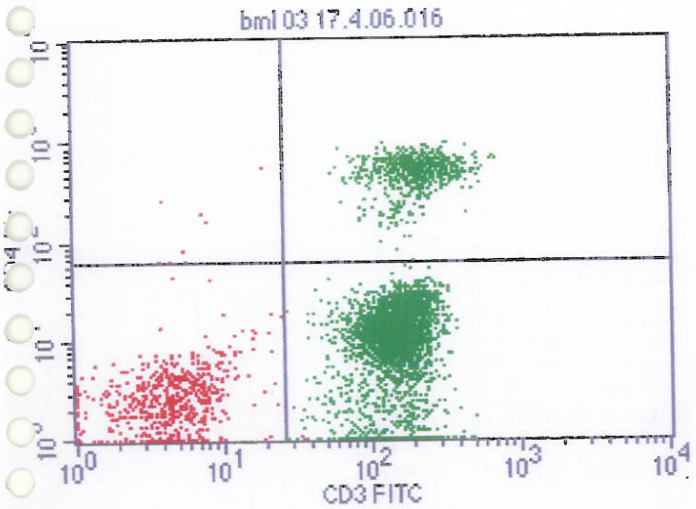

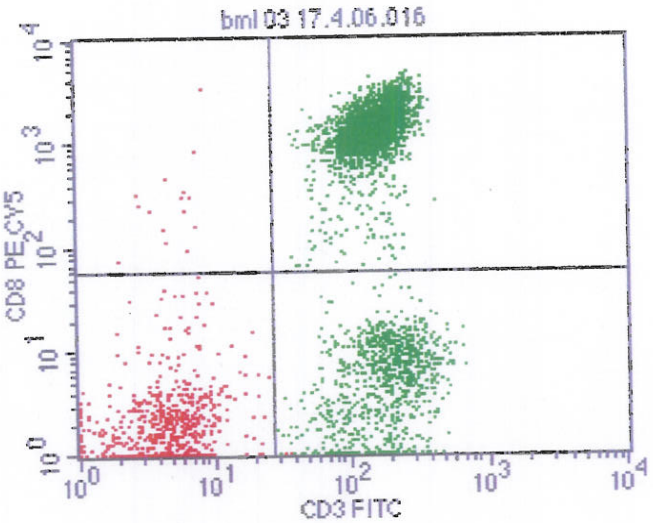

File: bml 03 17.4.06.016
Log Data Units: Linear Values
Sample ID:
Gate: G1
Gated Events: 4699
Total Events: 19820
X Parameter: FL1-H CD3 FITC (Log)
Y Parameter: FL2-H CD4 PE (Log)

Quad	Events	% Gated	% Total
UL	8	0.17	0.04
UR	656	13.96	3.31
LL	611	13.00	3.08
LR	3424	72.87	17.28

File: bml 03 17.4.06.016
Sample ID:
Tube:
Gate: G1
Total Events: 19820
Y Parameter: FL3-H CD8 PE CY5 (Log)

Quad	Events	% Gated	% Total
UL	17	0.36	0.09
UR	3215	68.42	16.22
LL	604	12.85	3.05
LR	863	18.37	4.35

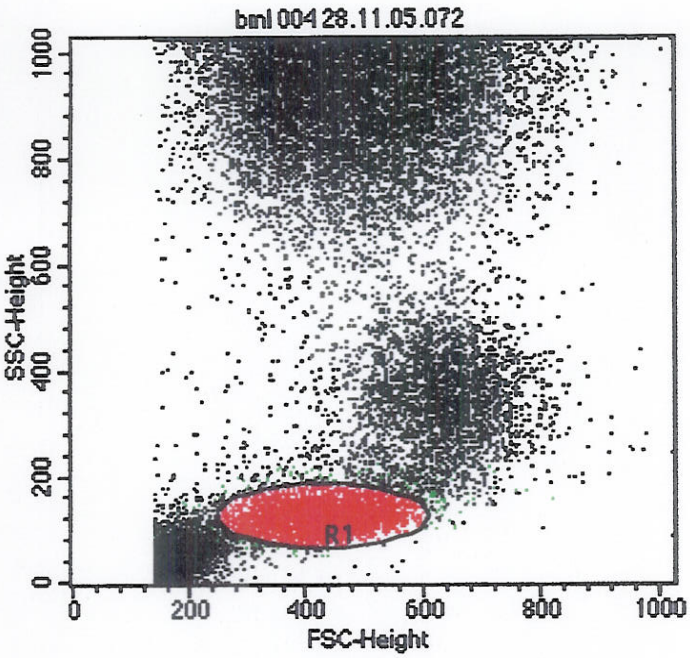

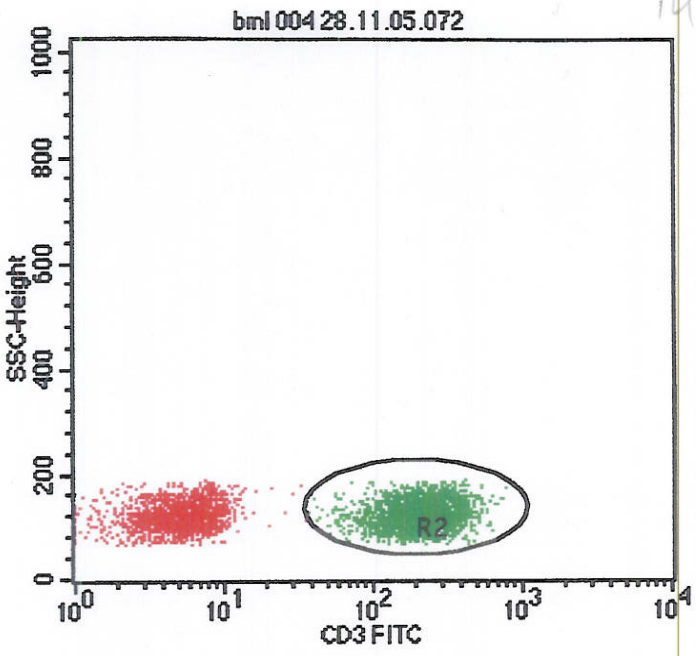

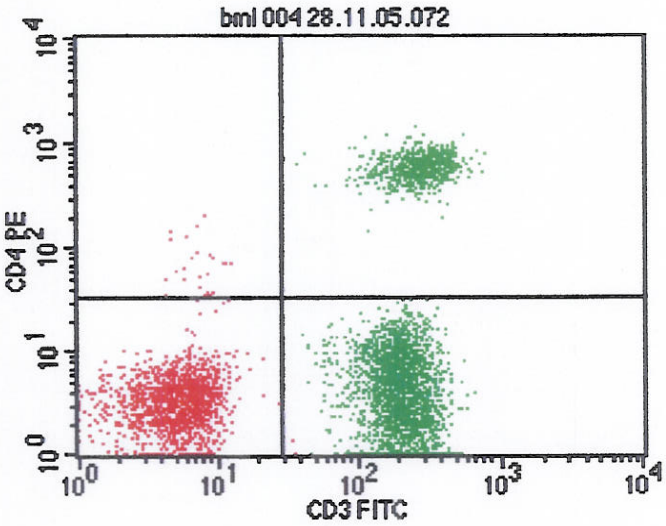

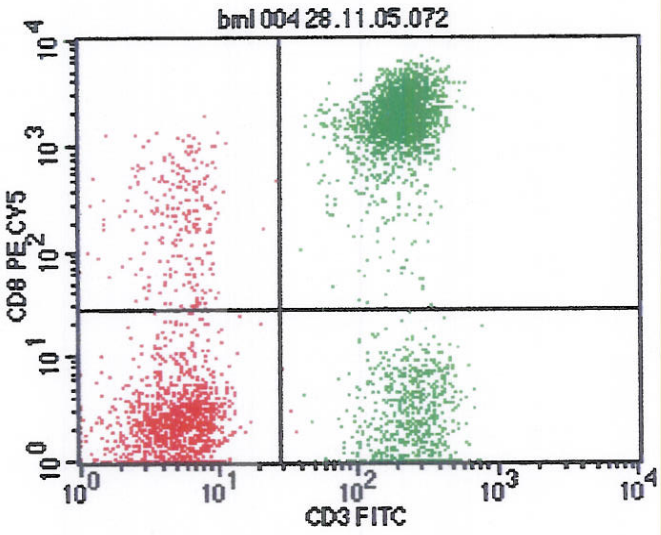

File: bml 004 28.11.05.072
Sample ID:
Tube:
Gate: G1
Total Events: 53335
Y Parameter: FL2-H CD4 PE (Log)

Quad	Events	% Gated	% Total
UL	25	0.57	0.05
UR	697	16.01	1.31
LL	1406	32.30	2.64
LR	2225	51.11	4.17

File: bml 004 28.11.05.072
Sample ID:
Tube:
Gate: G1
Total Events: 53335
Y Parameter: FL3-H CD8 PE CY5 (Log)

Quad	Events	% Gated	% Total
UL	251	5.77	0.47
UR	2114	48.56	3.96
LL	1180	27.11	2.21
LR	808	18.56	1.51

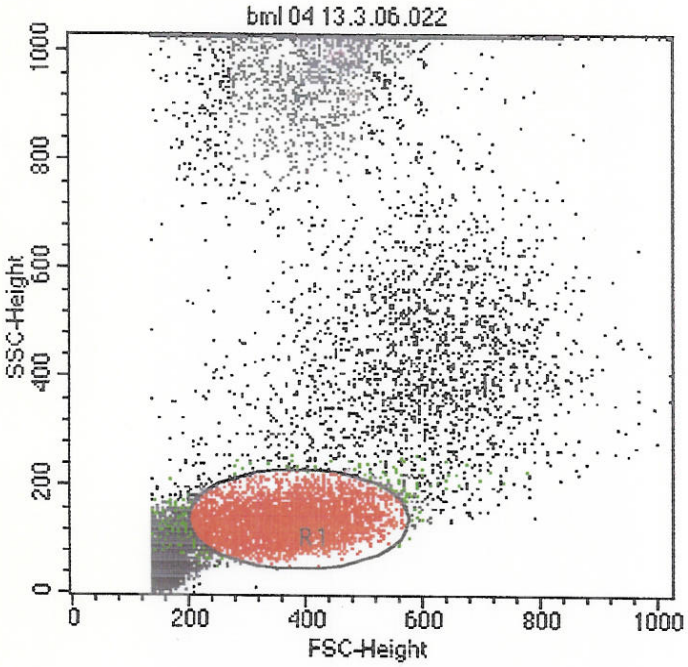

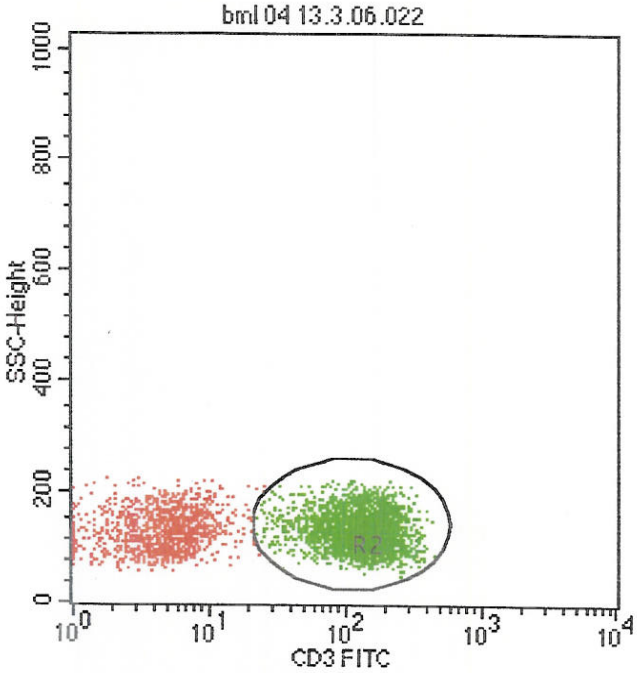

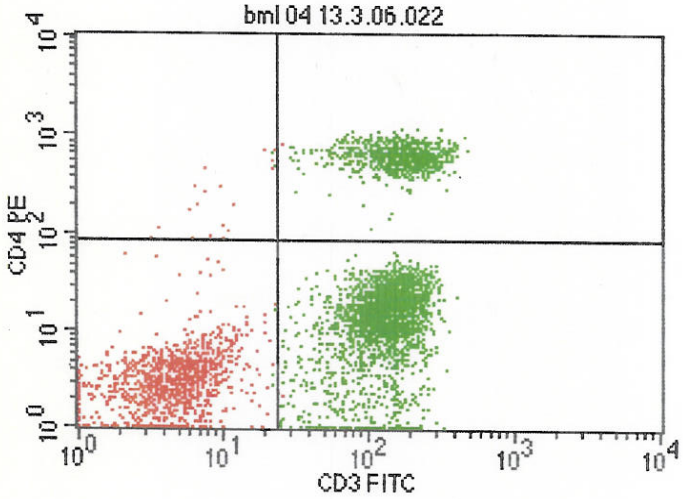

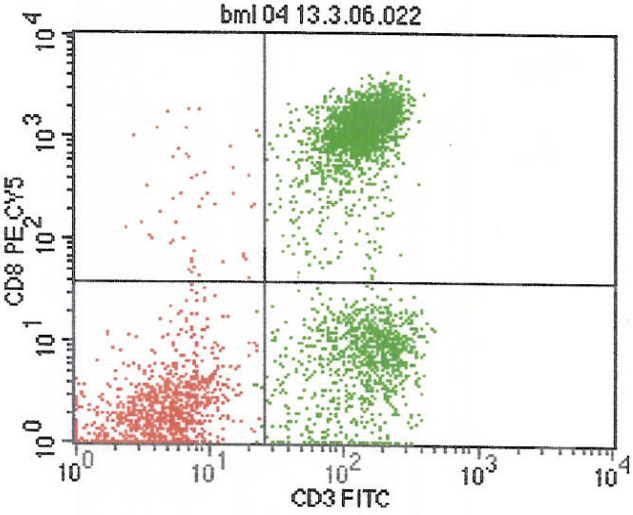

File: bml 04 13.3.06.022
Log Data Units: Linear Values
Sample ID:
Gate: G1
Gated Events: 4257
Total Events: 20899
X Parameter: FL1-H CD3 FITC (Log)
Y Parameter: FL2-H CD4 PE (Log)

Quad	Events	% Gated	% Total
UL	20	0.47	0.10
UR	794	18.65	3.80
LL	1092	25.65	5.23
LR	2351	55.23	11.25

File: bml 04 13.3.06.022
Sample ID:
Tube:
Gate: G1
Total Events: 20899
Y Parameter: FL3-H CD8 PE CY5 (Log)

Quad	Events	% Gated	% Total
UL	49	1.15	0.23
UR	2175	51.09	10.41
LL	1068	25.09	5.11
LR	965	22.67	4.62

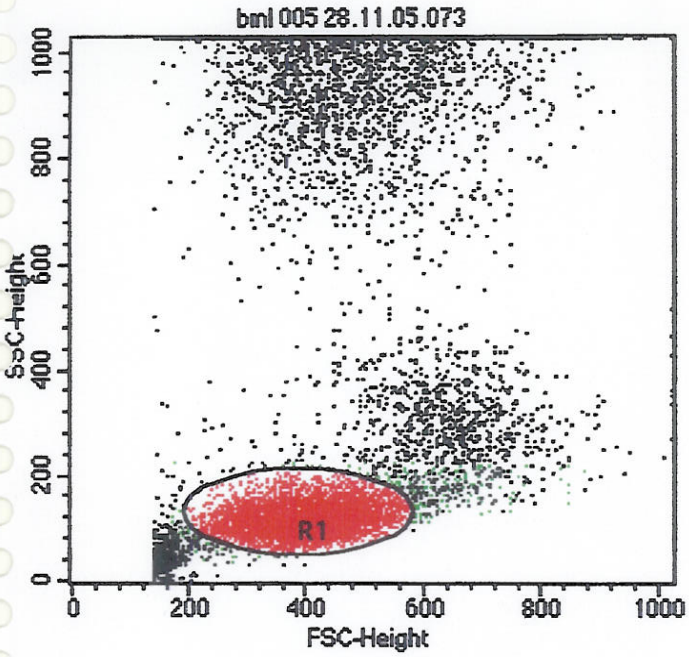

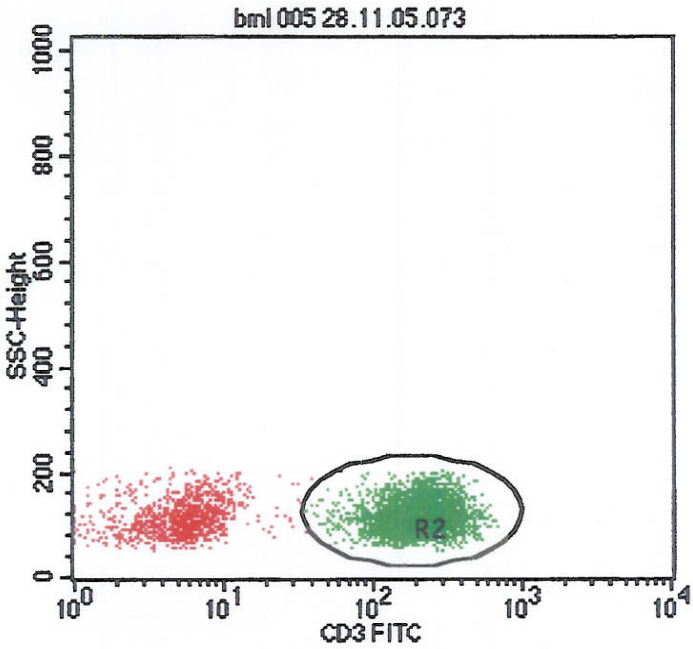

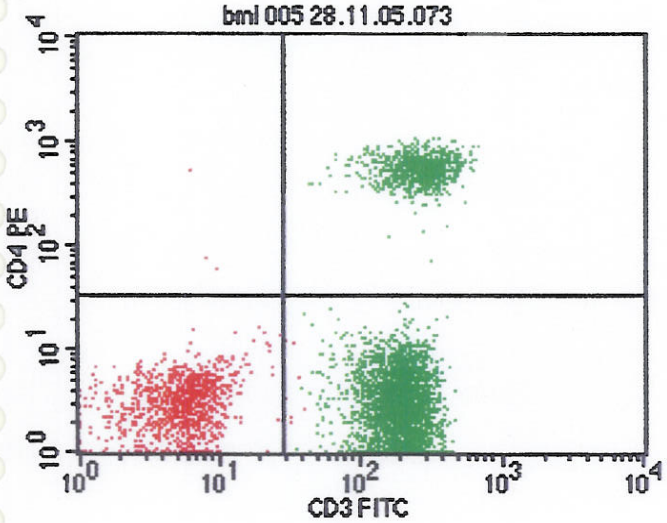

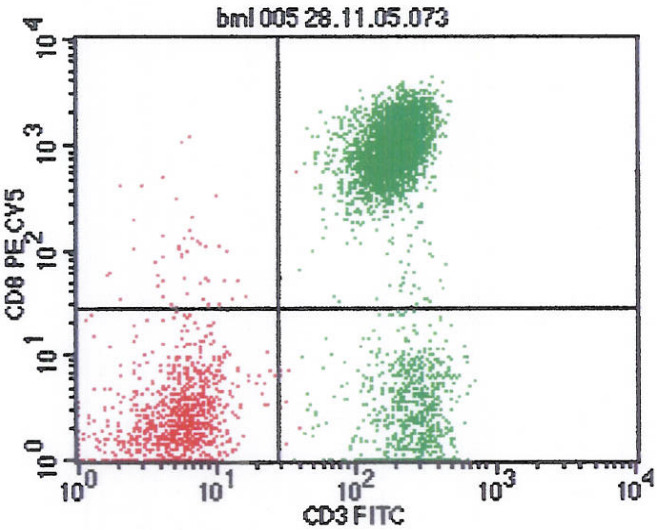

File: bml 005 28.11.05.073
Sample ID:
Tube:
Gate: G1
Total Events: 19868
Y Parameter: FL2-H CD4 PE (Log)

Quad	Events	% Gated	% Total
UL	3	0.06	0.02
UR	890	16.57	4.48
LL	972	18.10	4.89
LR	3505	65.27	17.64

File: bml 005 28.11.05.073
Sample ID:
Tube:
Gate: G1
Total Events: 19868
Y Parameter: FL3-H CD8 PE CY5 (Log)

Quad	Events	% Gated	% Total
UL	50	0.93	0.25
UR	3413	63.56	17.18
LL	924	17.21	4.65
LR	983	18.31	4.95

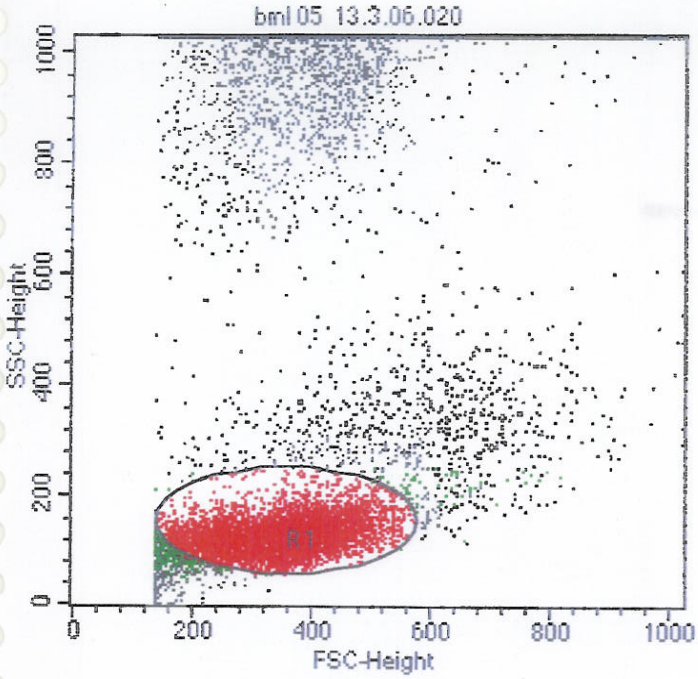

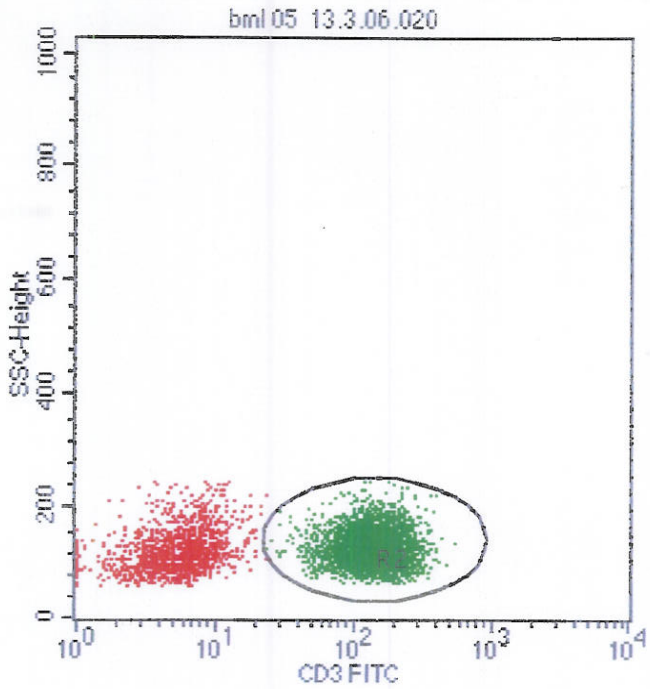

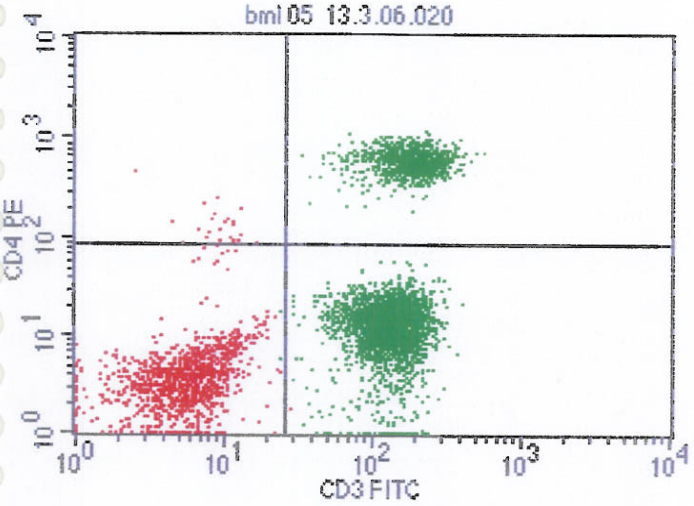

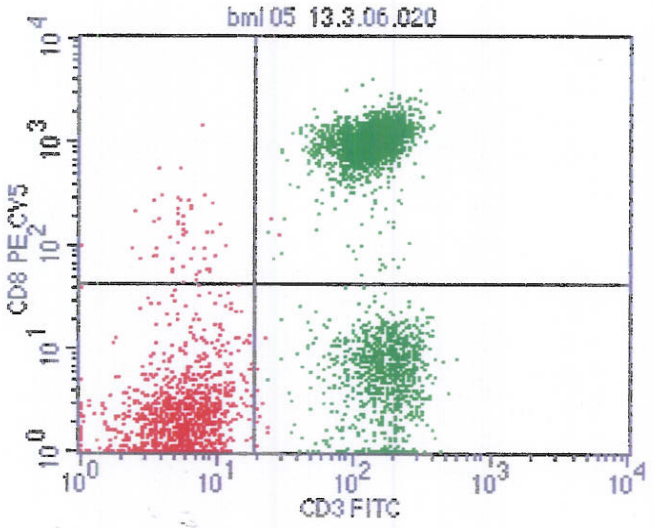

File: bml 05 13.3.06.020
Log Data Units: Linear Values
Sample ID:
Gate: G1
Gated Events: 5137
Total Events: 17842
X Parameter: FL1-H CD3 FITC (Log)
Y Parameter: FL2-H CD4 PE (Log)

Quad	Events	% Gated	% Total
UL	24	0.47	0.13
UR	868	16.90	4.86
LL	1137	22.13	6.37
LR	3108	60.50	17.42

File: bml 05 13.3.06.020
Sample ID:
Tube:
Gate: G1
Total Events: 17842
Y Parameter: FL3-H CD8 PE CY5 (Log)

Quad	Events	% Gated	% Total
UL	55	1.07	0.31
UR	3018	58.75	16.92
LL	1092	21.26	6.12
LR	972	18.92	5.45

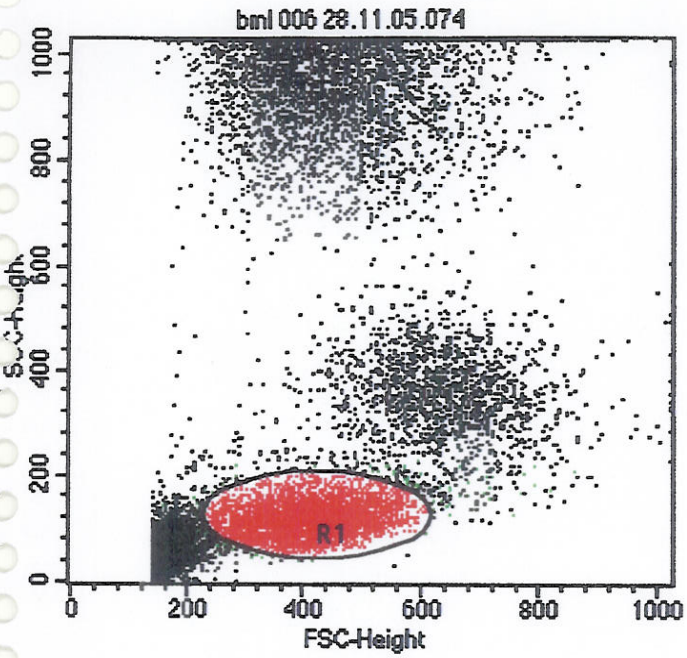

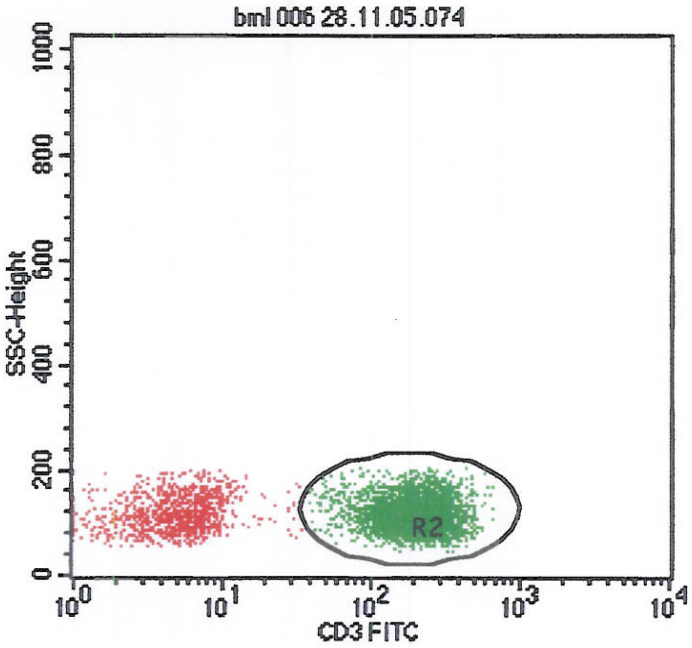

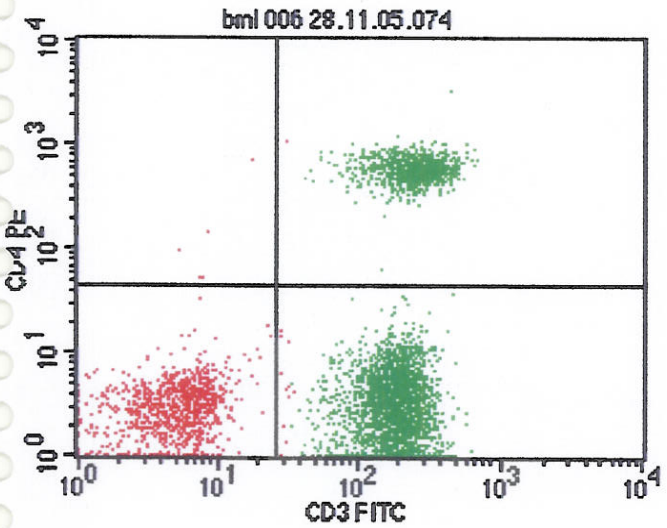

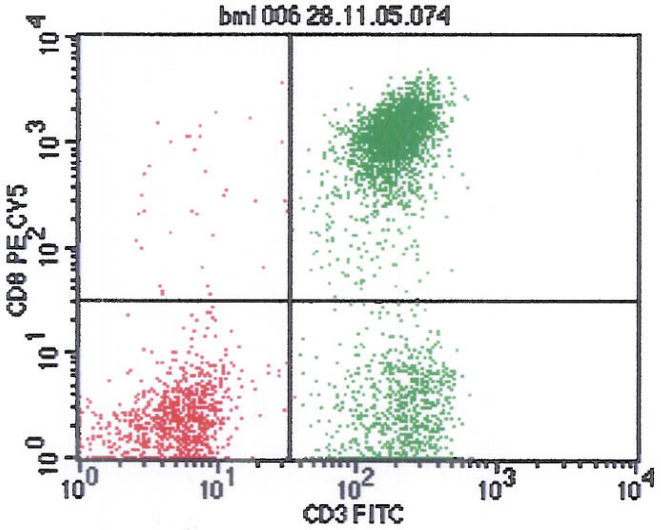

File: bml 006 28.11.05.074
Sample ID:
Tube:
Gate: G1
Total Events: 22836
Y Parameter: FL2-H CD4 PE (Log)

Quad	Events	% Gated	% Total
UL	5	0.11	0.02
UR	874	19.84	3.83
LL	912	20.70	3.99
LR	2615	59.35	11.45

File: bml 006 28.11.05.074
Sample ID:
Tube:
Gate: G1
Total Events: 22836
Y Parameter: FL3-H CD8 PE CY5 (Log)

Quad	Events	% Gated	% Total
UL	37	0.84	0.16
UR	2444	55.47	10.70
LL	891	20.22	3.90
LR	1034	23.47	4.53

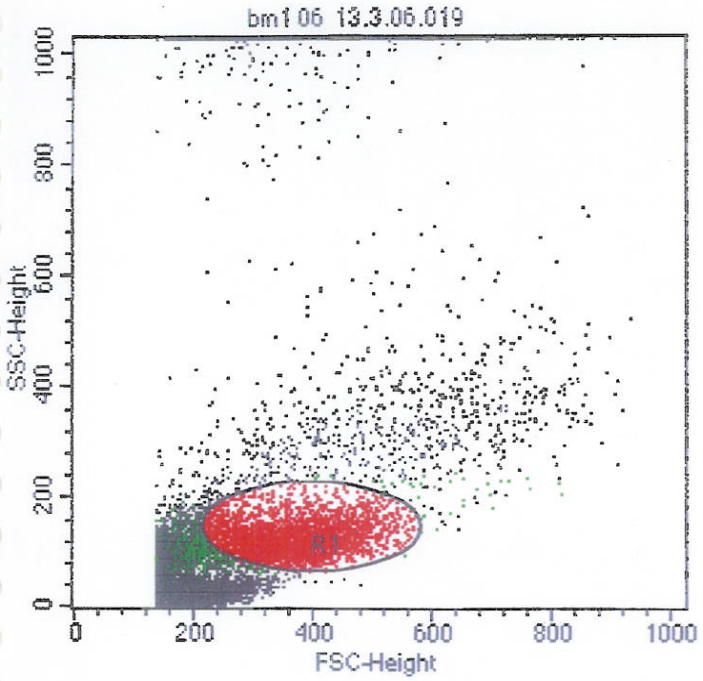

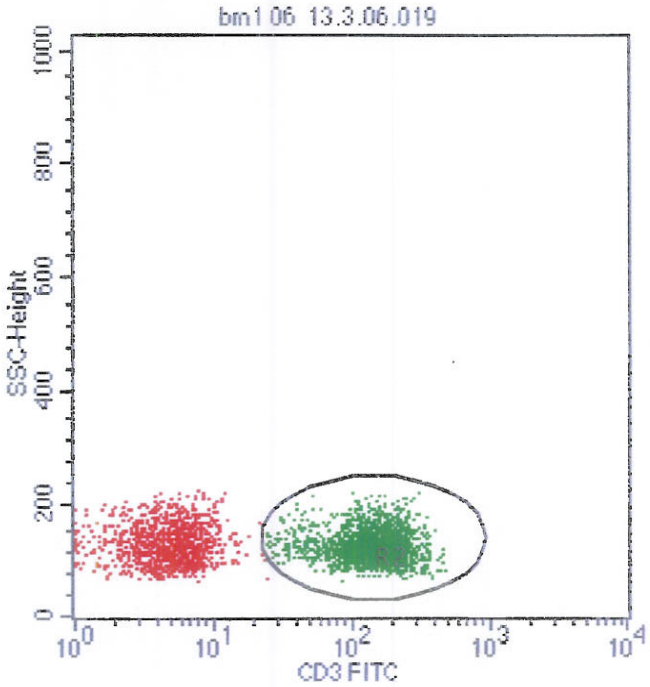

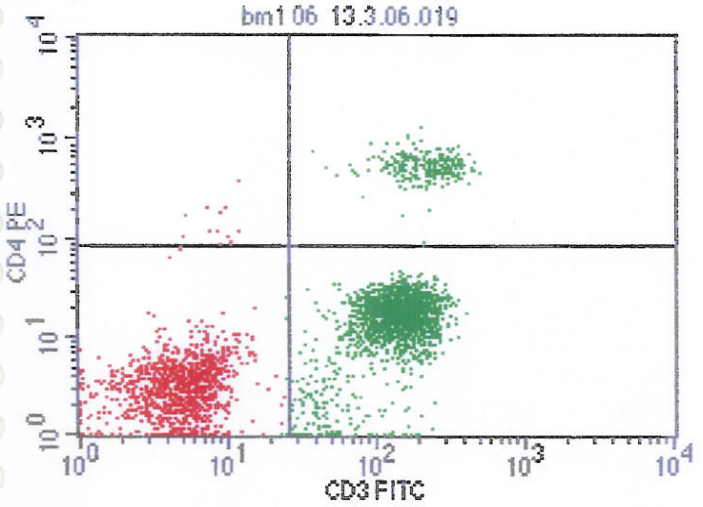

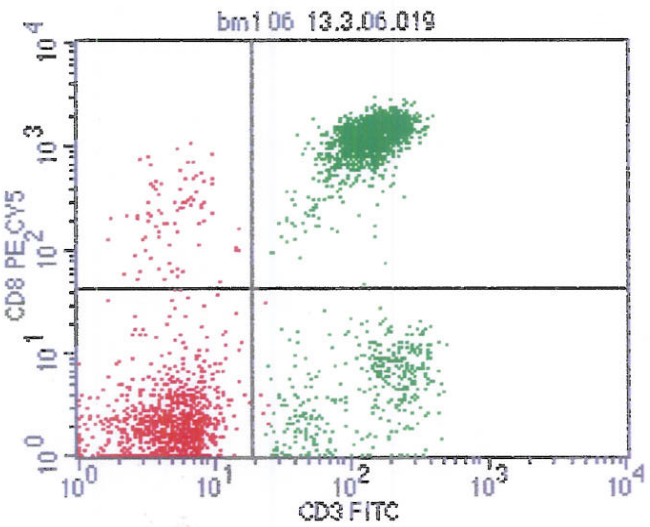

File: bm1 06 13.3.06.019
Log Data Units: Linear Values
Sample ID:
Gate: G1
Gated Events: 3230
Total Events: 13450
X Parameter: FL1-H CD3 FITC (Log)
Y Parameter: FL2-H CD4 PE (Log)

Quad	Events	% Gated	% Total
UL	12	0.37	0.09
UR	247	7.65	1.84
LL	1032	31.95	7.67
LR	1939	60.03	14.42

File: bm1 06 13.3.06.019
Sample ID:
Tube:
Gate: G1
Total Events: 13450
Y Parameter: FL3-H CD8 PE CY5 (Log)

Quad	Events	% Gated	% Total
UL	81	2.51	0.60
UR	1818	56.28	13.52
LL	952	29.47	7.08
LR	379	11.73	2.82

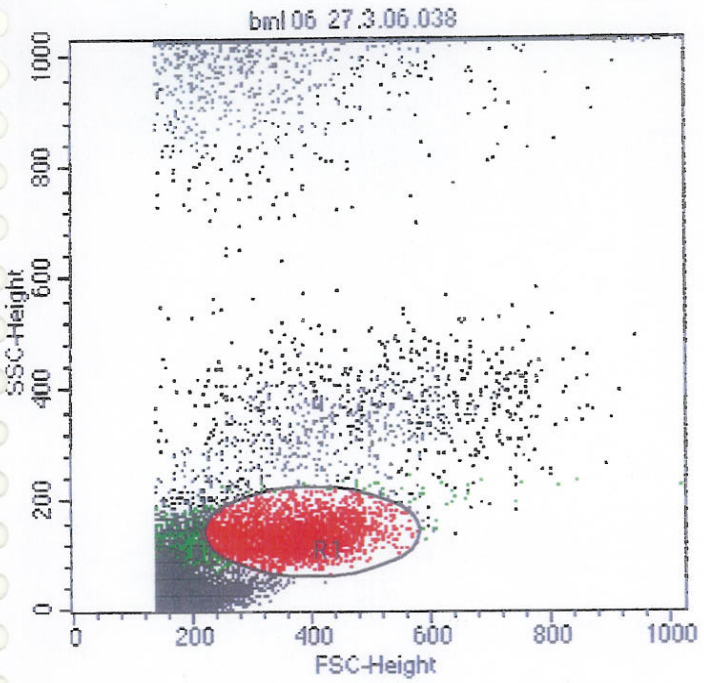

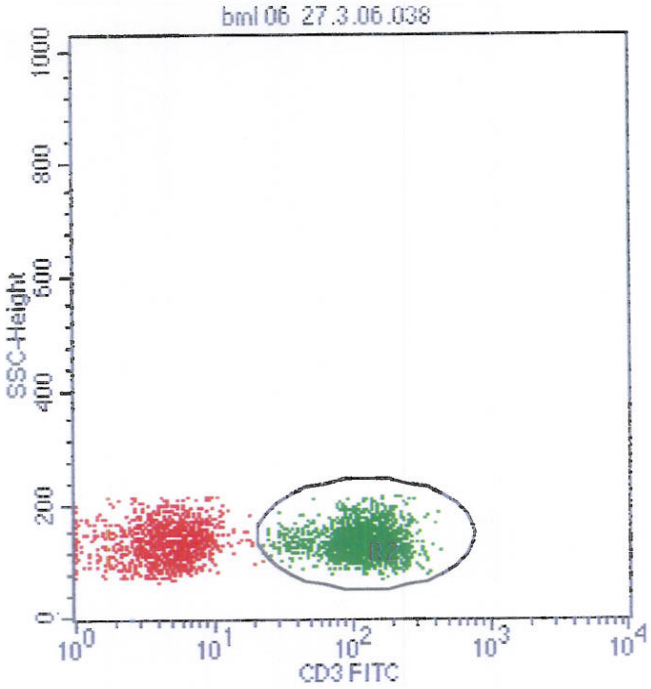

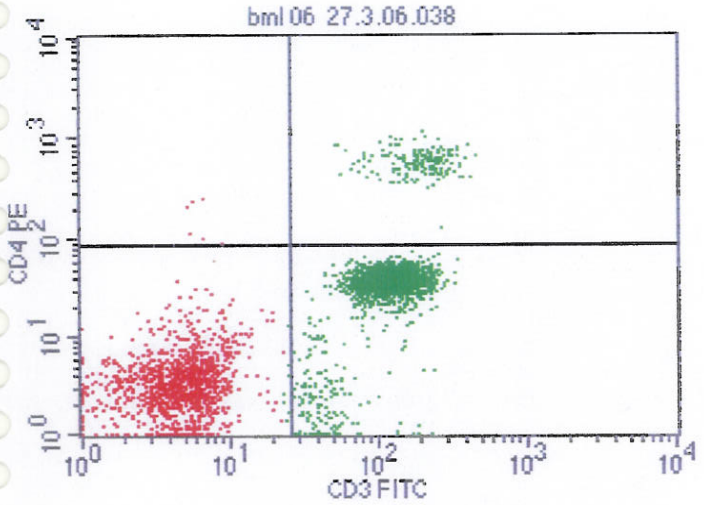

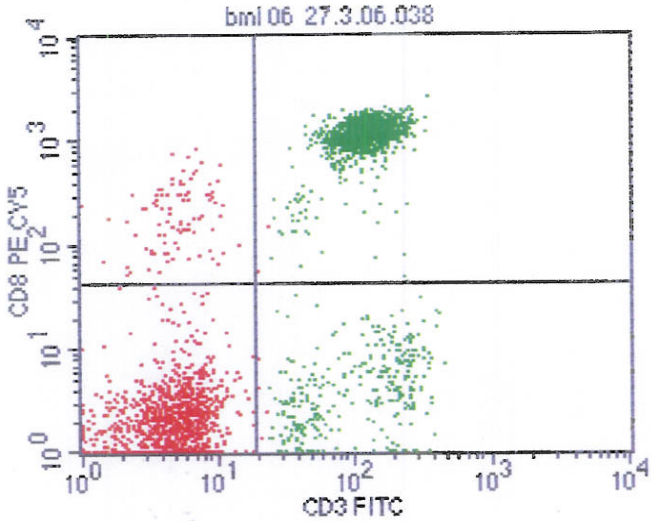

File: bml 06 27.3.06.038
Log Data Units: Linear Values
Sample ID:
Gate: G1
Gated Events: 3046
Total Events: 17878
X Parameter: FL1-H CD3 FITC (Log)
Y Parameter: FL2-H CD4 PE (Log)

Quad	Events	% Gated	% Total
UL	6	0.20	0.03
UR	189	6.20	1.06
LL	1132	37.16	6.33
LR	1719	56.43	9.62

File: bml 06 27.3.06.038
Sample ID:
Tube:
Gate: G1
Total Events: 17878
Y Parameter: FL3-H CD8 PE CY5 (Log)

Quad	Events	% Gated	% Total
UL	93	3.05	0.52
UR	1600	52.53	8.95
LL	1031	33.85	5.77
LR	322	10.57	1.80

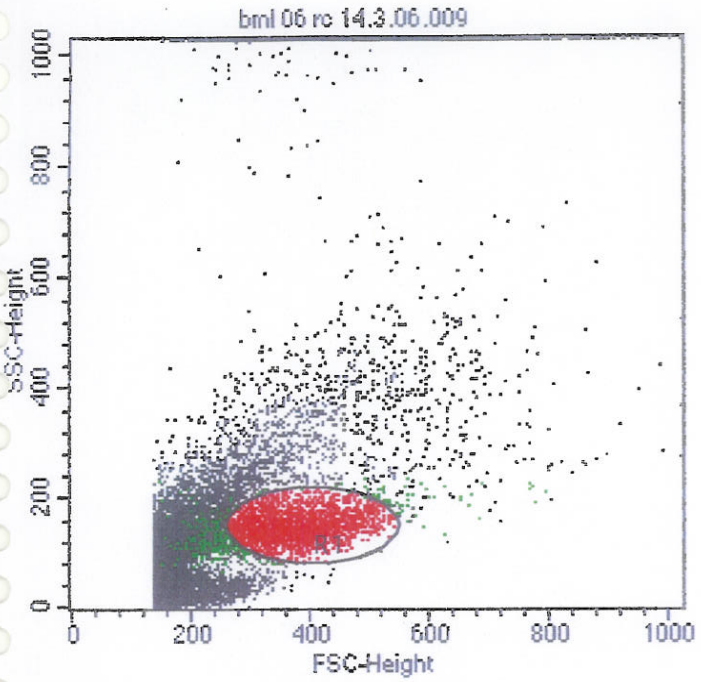

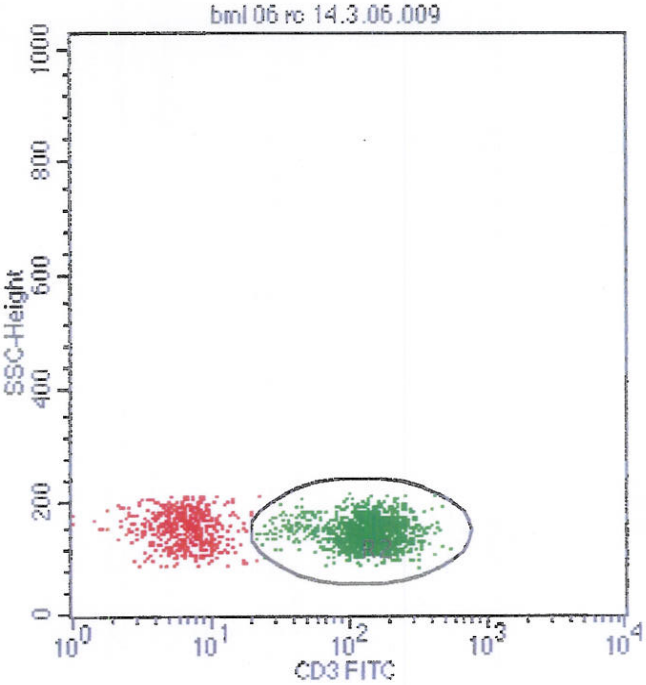

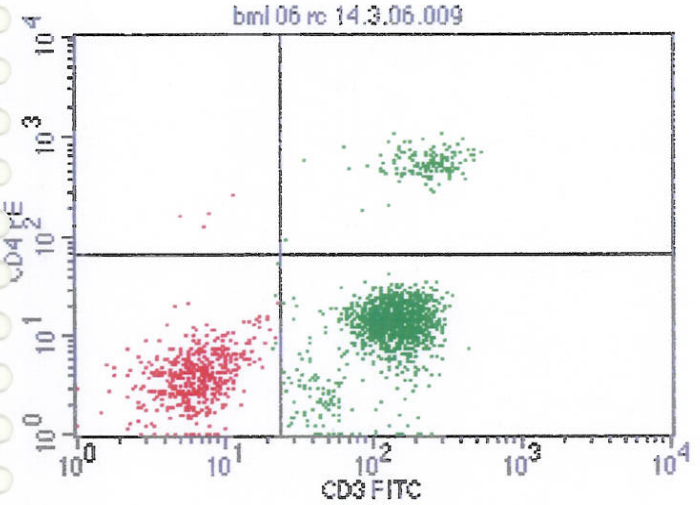

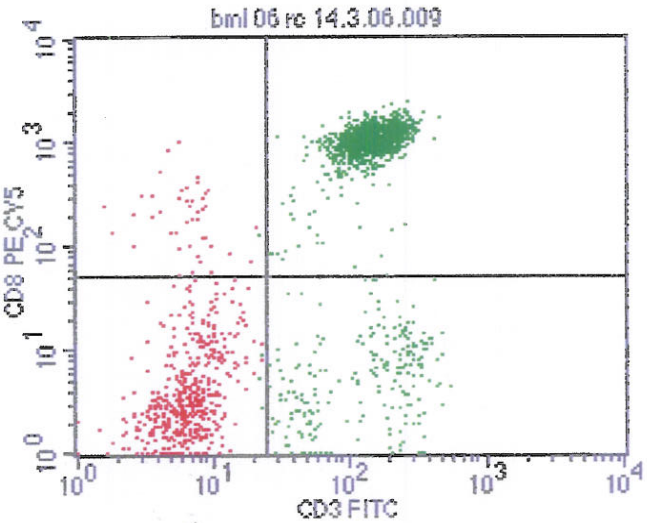

File: bml 06 rc 14.3.06.009
Log Data Units: Linear Values
Sample ID:
Gate: G1
Gated Events: 1959
Total Events: 15257
X Parameter: FL1-H CD3 FITC (Log)
Y Parameter: FL2-H CD4 PE (Log)

Quad	Events	% Gated	% Total
UL	4	0.20	0.03
UR	147	7.50	0.96
LL	505	25.78	3.31
LR	1303	66.51	8.54

File: bml 06 rc 14.3.06.009
Sample ID:
Tube:
Gate: G1
Total Events: 15257
Y Parameter: FL3-H CD8 PE CY5 (Log)

Quad	Events	% Gated	% Total
UL	44	2.25	0.29
UR	1223	62.43	8.02
LL	466	23.79	3.05
LR	226	11.54	1.48

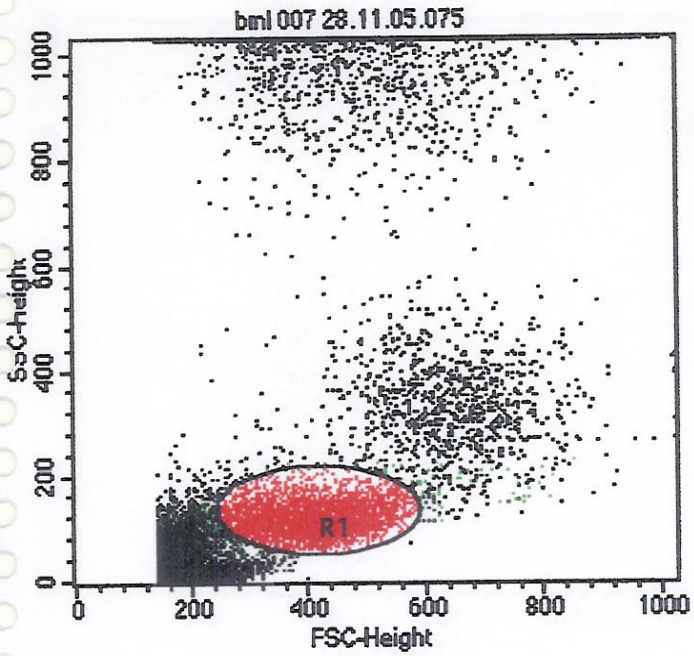

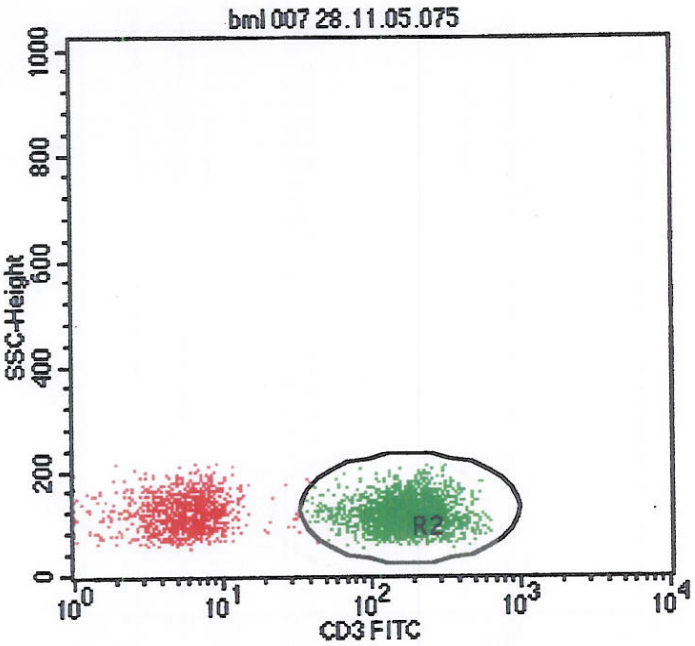

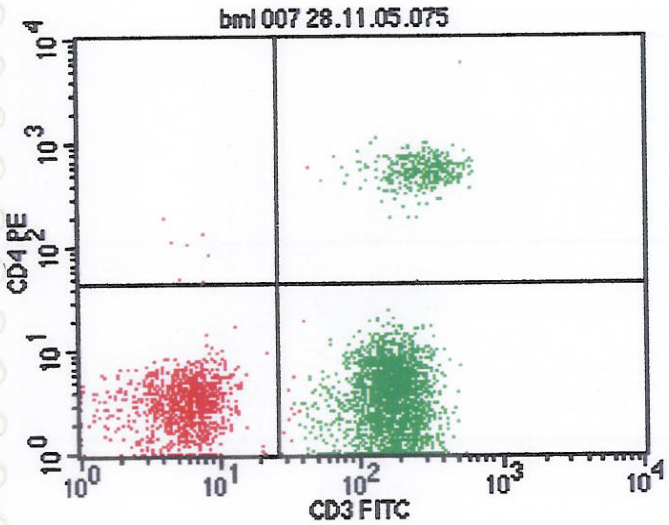

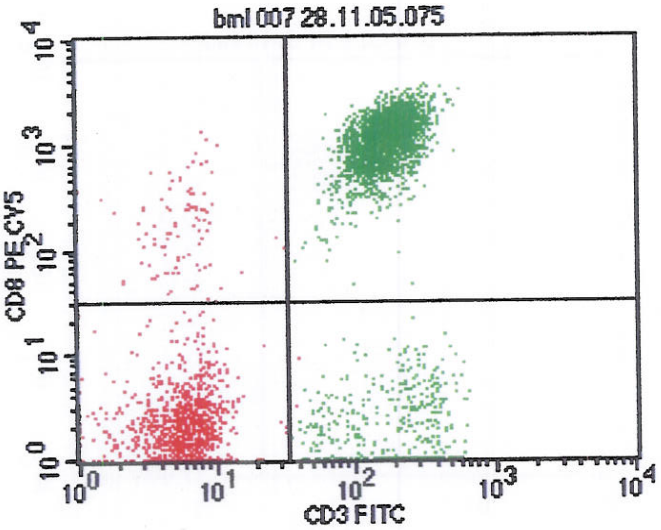

File: bml 007 28.11.05.075
Sample ID:
Tube:
Gate: G1
Total Events: 19993
Y Parameter: FL2-H CD4 PE (Log)

Quad	Events	% Gated	% Total
UL	7	0.18	0.04
UR	337	8.68	1.69
LL	1034	26.64	5.17
LR	2503	64.49	12.52

File: bml 007 28.11.05.075
Sample ID:
Tube:
Gate: G1
Total Events: 19993
Y Parameter: FL3-H CD8 PE CY5 (Log)

Quad	Events	% Gated	% Total
UL	96	2.47	0.48
UR	2374	61.17	11.87
LL	951	24.50	4.76
LR	460	11.85	2.30

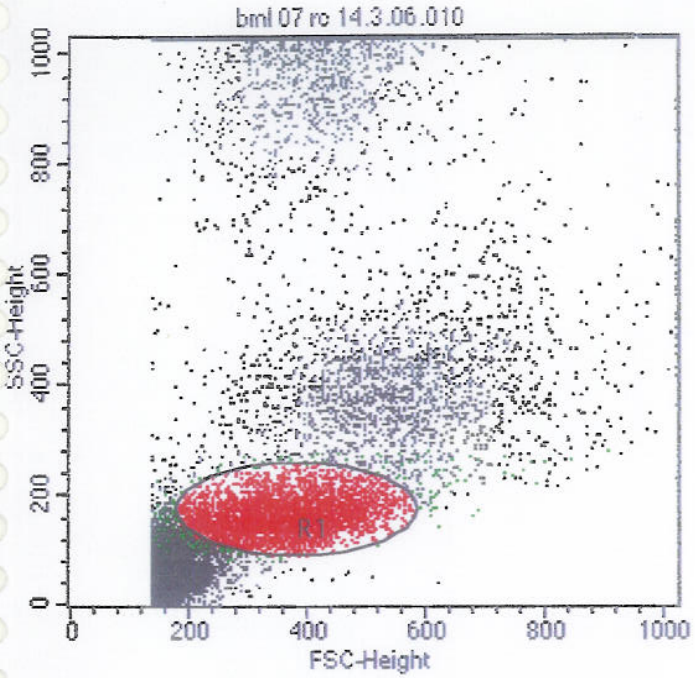

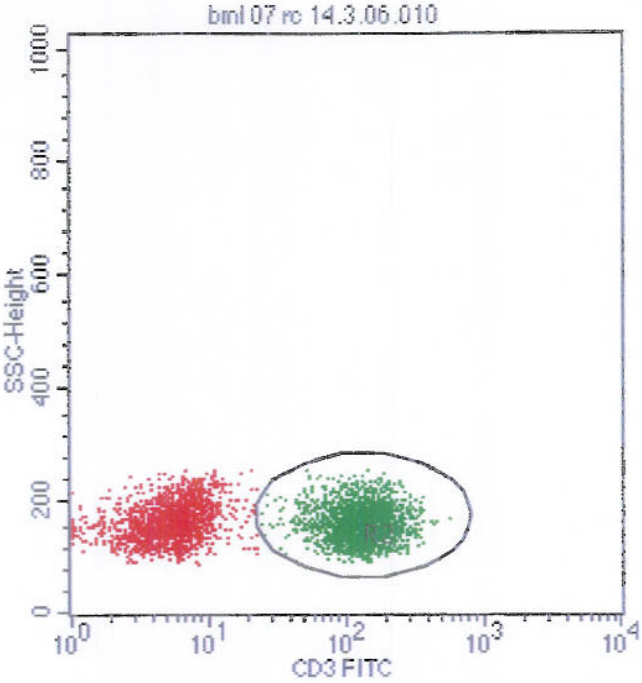

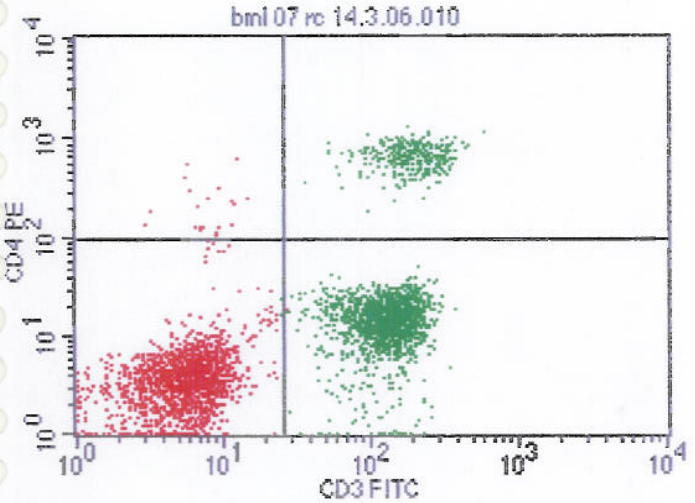

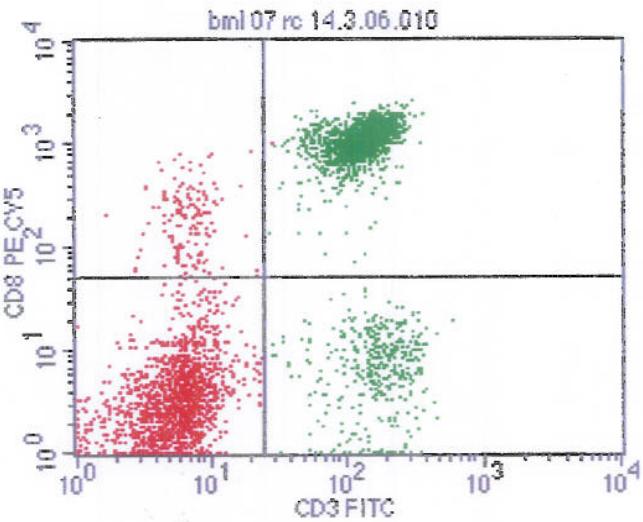

File: bml 07 rc 14.3.06.010
Log Data Units: Linear Values
Sample ID:
Gate: G1
Gated Events: 3456
Total Events: 39669
X Parameter: FL1-H CD3 FITC (Log)
Y Parameter: FL2-H CD4 PE (Log)

Quad	Events	% Gated	% Total
UL	20	0.58	0.05
UR	303	8.77	0.76
LL	1512	43.75	3.81
LR	1621	46.90	4.09

File: bml 07 rc 14.3.06.010
Sample ID:
Tube:
Gate: G1
Total Events: 39669
Y Parameter: FL3-H CD8 PE CY5 (Log)

Quad	Events	% Gated	% Total
UL	152	4.40	0.38
UR	1561	45.17	3.94
LL	1379	39.90	3.48
LR	364	10.53	0.92

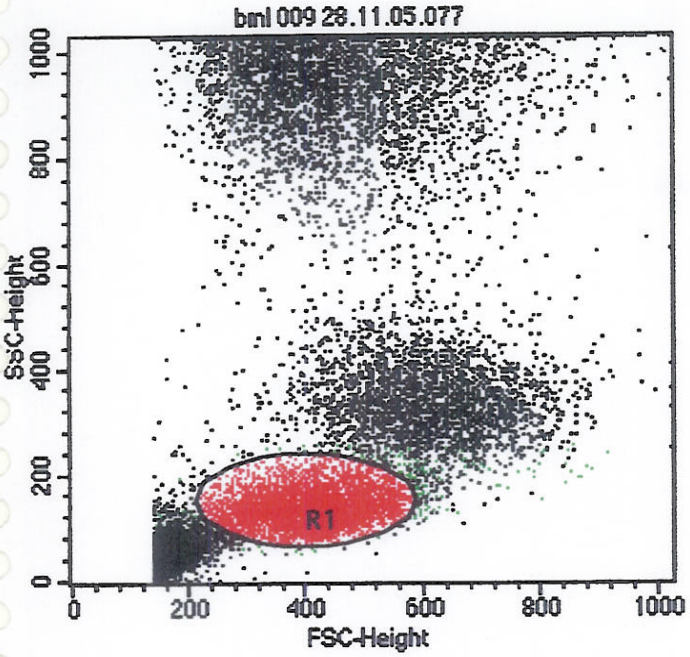

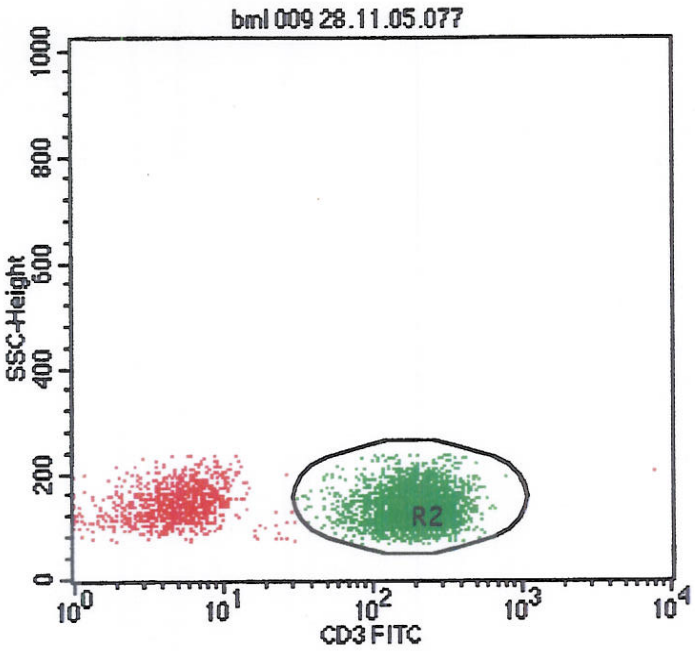

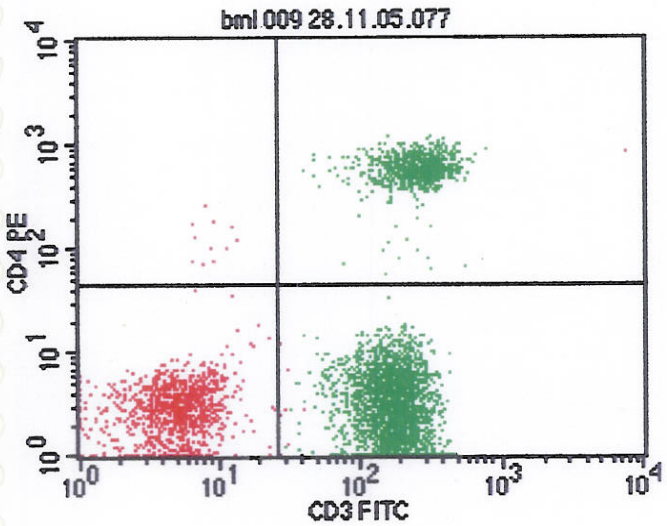

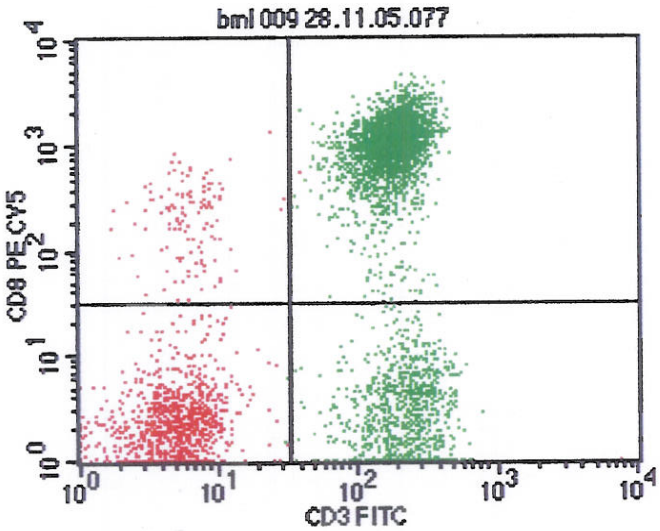

File: bml 009 28.11.05.077
Sample ID:
Tube:
Gate: G1
Total Events: 29002
Y Parameter: FL2-H CD4 PE (Log)

Quad	Events	% Gated	% Total
UL	11	0.23	0.04
UR	847	17.59	2.92
LL	1014	21.06	3.50
LR	2943	61.12	10.15

File: bml 009 28.11.05.077
Sample ID:
Tube:
Gate: G1
Total Events: 29002
Y Parameter: FL3-H CD8 PE CY5 (Log)

Quad	Events	% Gated	% Total
UL	121	2.51	0.42
UR	2671	55.47	9.21
LL	912	18.94	3.14
LR	1111	23.07	3.83

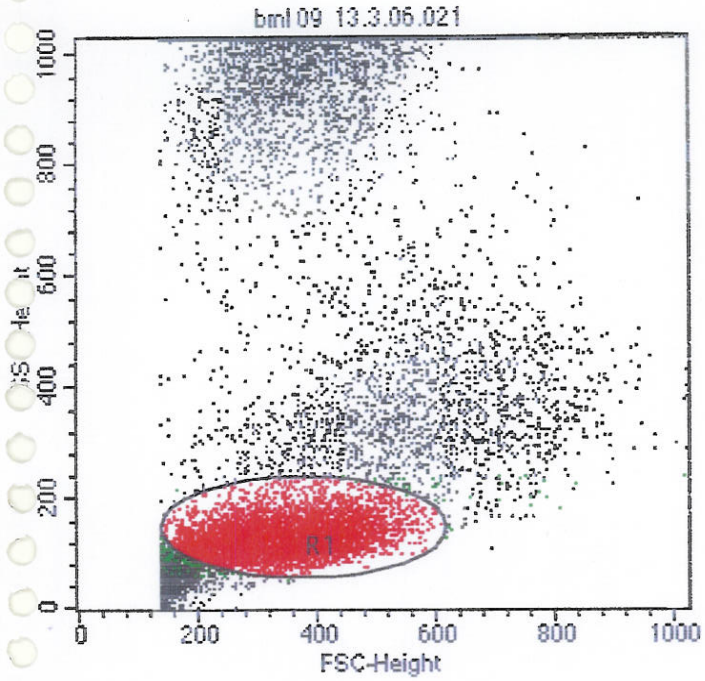

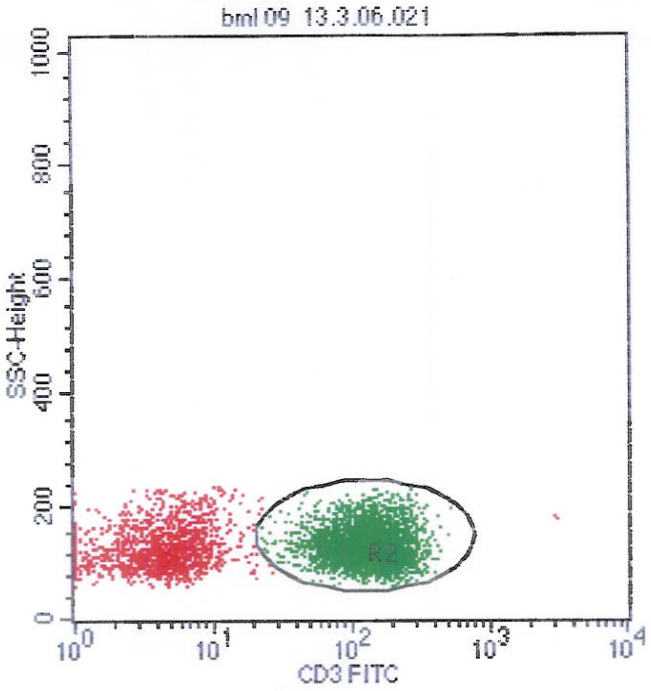

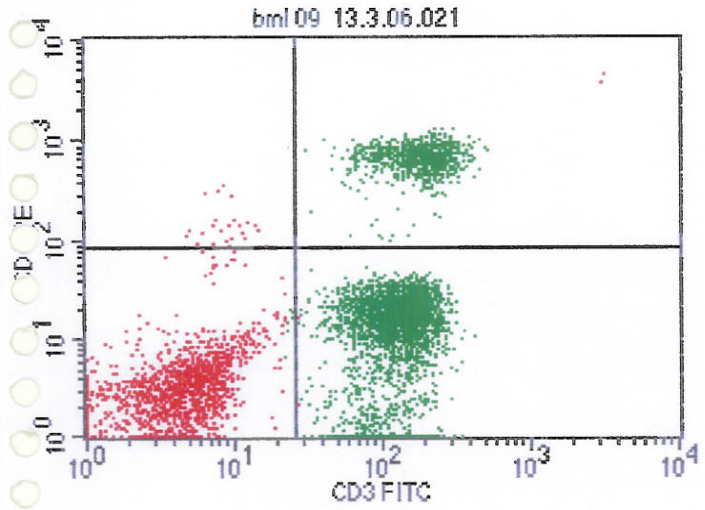

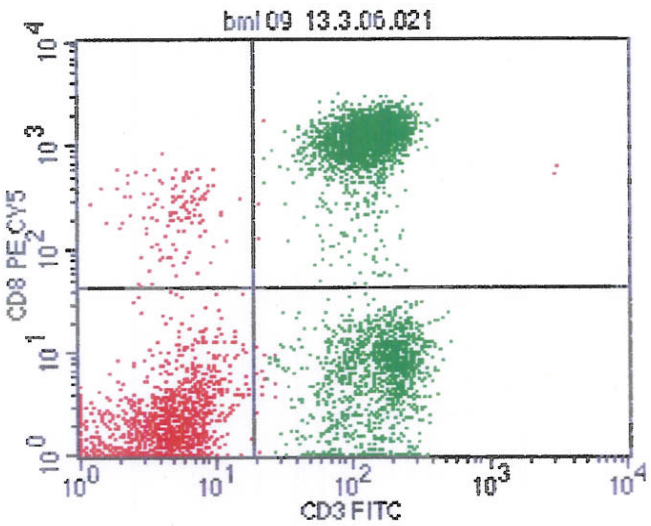

File: bml 09 13.3.06.021
Log Data Units: Linear Values
Sample ID:
Gate: G1
Gated Events: 5082
Total Events: 20961
X Parameter: FL1-H CD3 FITC (Log)
Y Parameter: FL2-H CD4 PE (Log)

Quad	Events	% Gated	% Total
UL	26	0.51	0.12
UR	847	16.67	4.04
LL	1318	25.93	6.29
LR	2891	56.89	13.79

File: bml 09 13.3.06.021
Sample ID:
Tube:
Gate: G1
Total Events: 20961
Y Parameter: FL3-H CD8 PE CY5 (Log)

Quad	Events	% Gated	% Total
UL	116	2.28	0.55
UR	2593	51.02	12.37
LL	1209	23.79	5.77
LR	1164	22.90	5.55

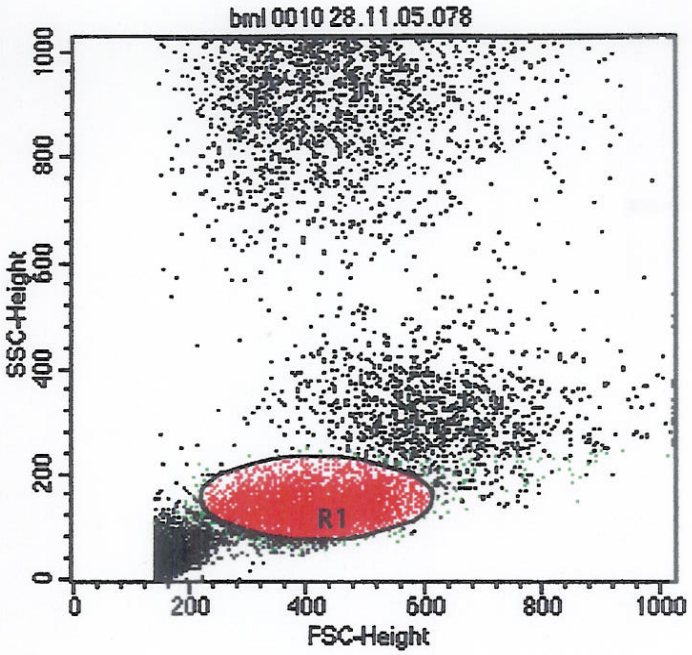

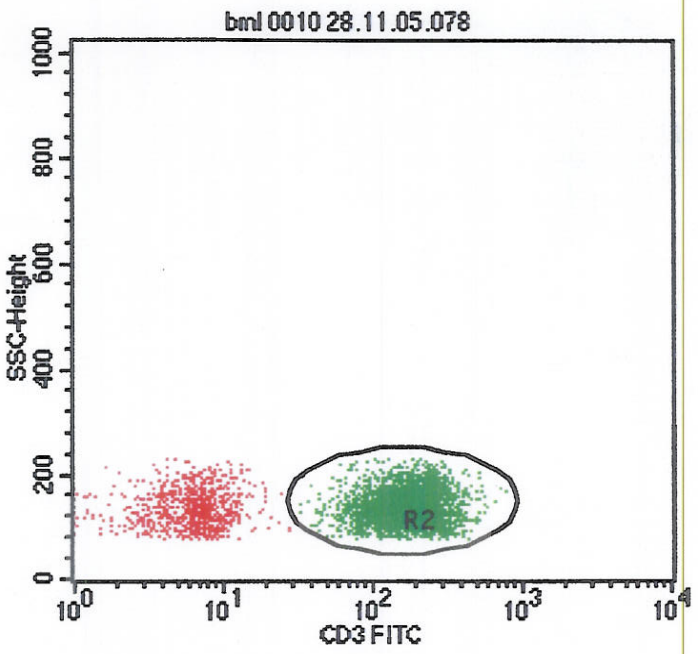

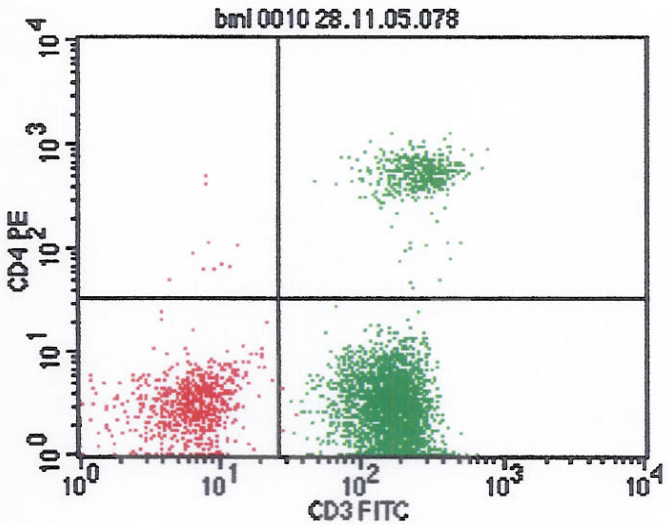

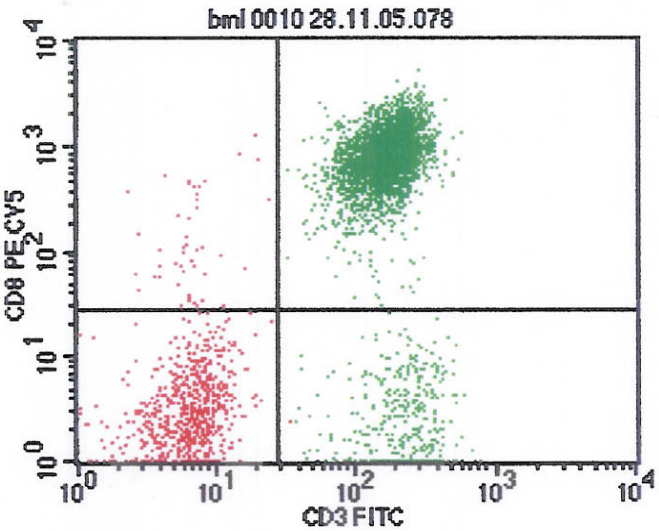

File: bml 0010 28.11.05.078
Sample ID:
Tube:
Gate: G1
Total Events: 18942
Y Parameter: FL2-H CD4 PE (Log)

Quad	Events	% Gated	% Total
UL	10	0.21	0.05
UR	440	9.06	2.32
LL	723	14.88	3.82
LR	3685	75.85	19.45

File: bml 0010 28.11.05.078
Sample ID:
Tube:
Gate: G1
Total Events: 18942
Y Parameter: FL3-H CD8 PE CY5 (Log)

Quad	Events	% Gated	% Total
UL	50	1.03	0.26
UR	3630	74.72	19.16
LL	683	14.06	3.61
LR	495	10.19	2.61

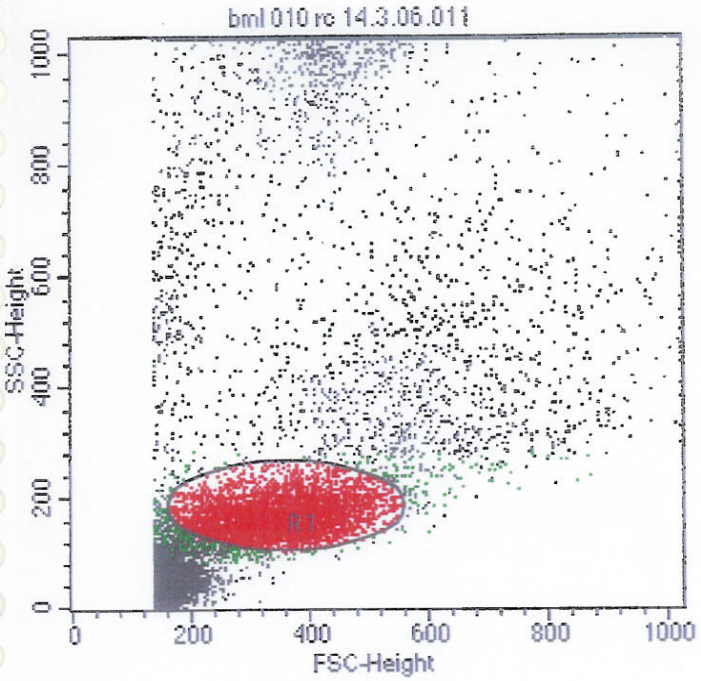

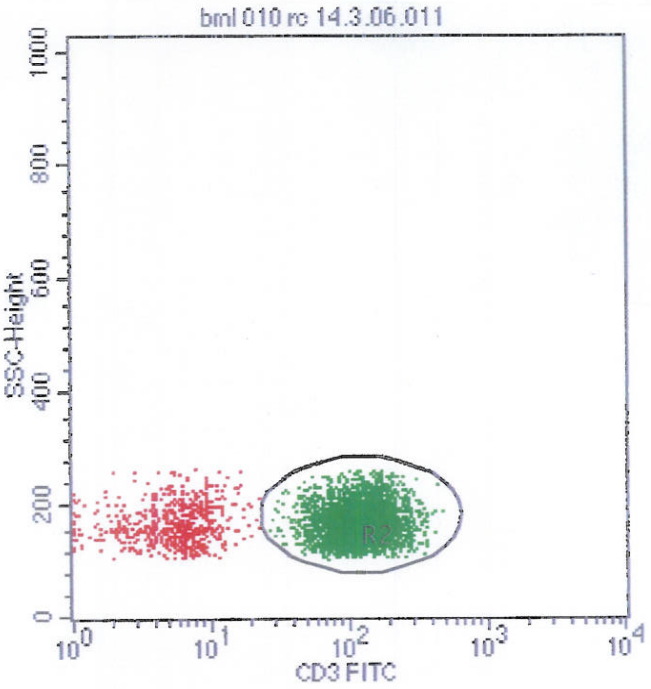

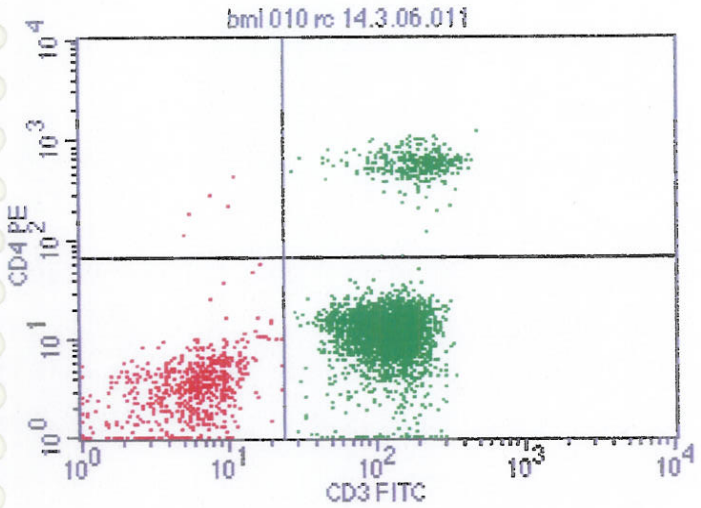

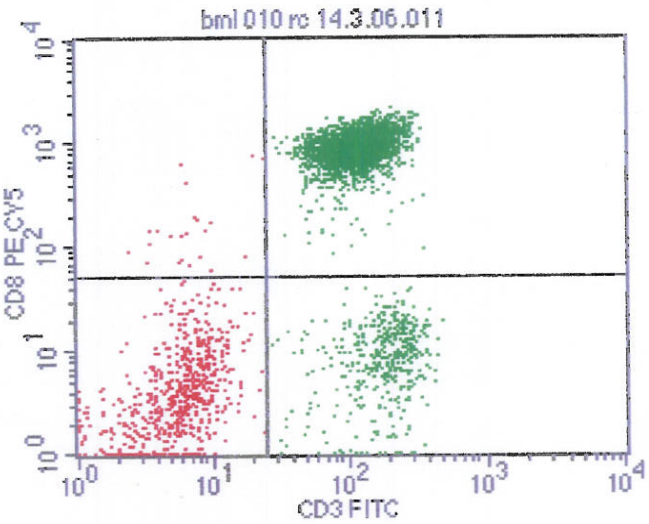

File: bml 010 rc 14.3.06.011
Log Data Units: Linear Values
Sample ID:
Gate: G1
Gated Events: 4442
Total Events: 20043
X Parameter: FL1-H CD3 FITC (Log)
Y Parameter: FL2-H CD4 PE (Log)

Quad	Events	% Gated	% Total
UL	5	0.11	0.02
UR	390	8.78	1.95
LL	637	14.34	3.18
LR	3410	76.77	17.01

File: bml 010 rc 14.3.06.011
Sample ID:
Tube:
Gate: G1
Total Events: 20043
Y Parameter: FL3-H CD8 PE CY5 (Log)

Quad	Events	% Gated	% Total
UL	23	0.52	0.11
UR	3370	75.87	16.81
LL	619	13.94	3.09
LR	430	9.68	2.15

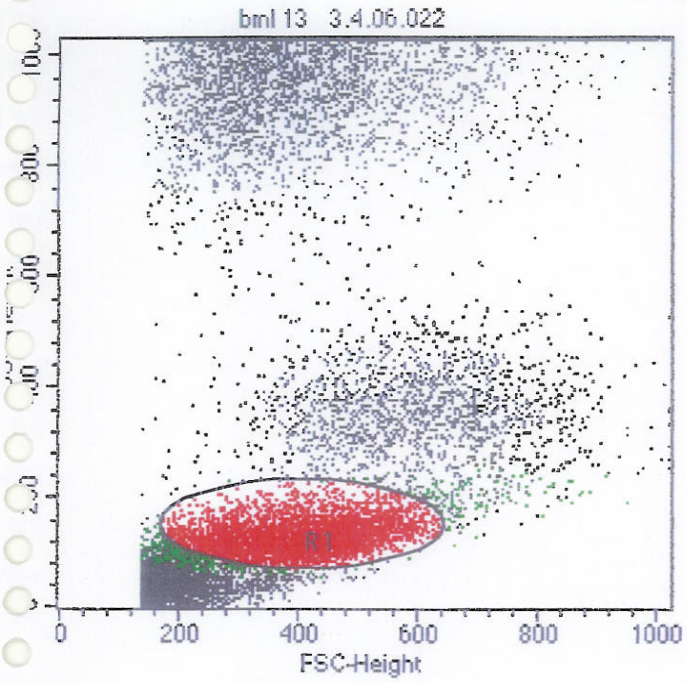

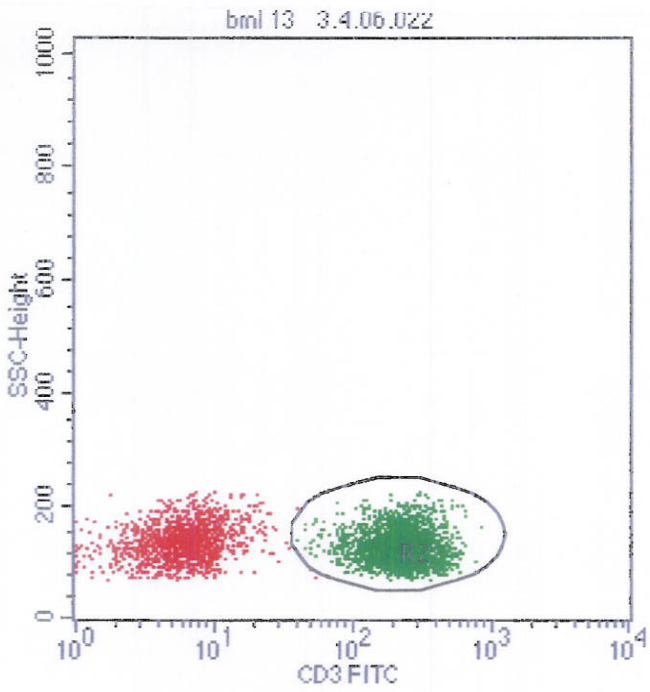

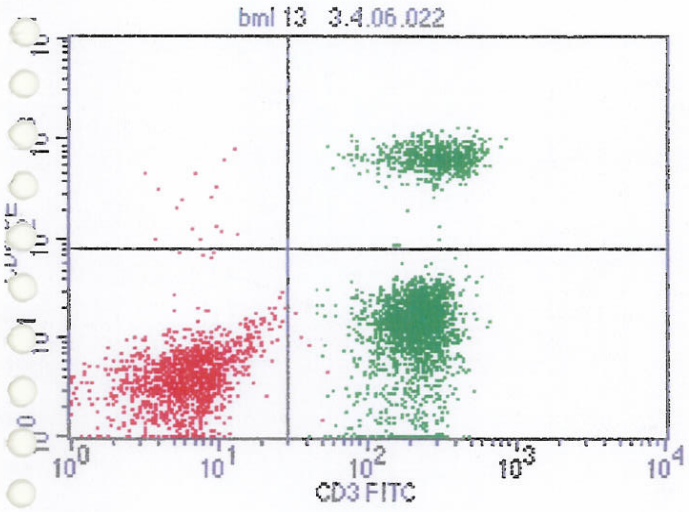

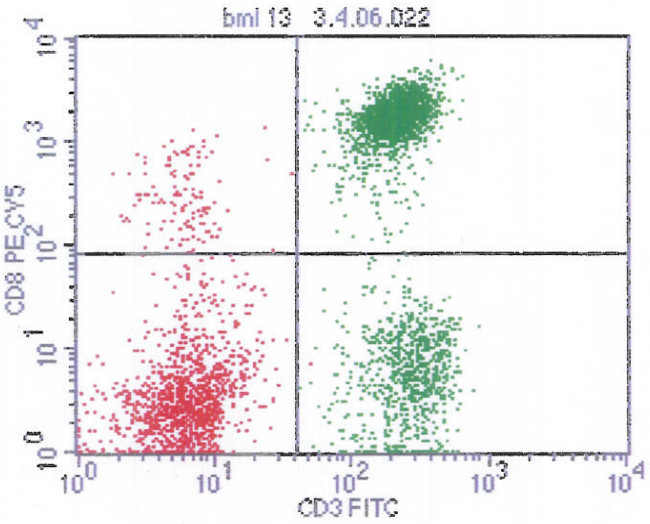

File: bml 13 3.4.06.022
Log Data Units: Linear Values
Sample ID:
Gate: G1
Gated Events: 4352
Total Events: 36652
X Parameter: FL1-H CD3 FITC (Log)
Y Parameter: FL2-H CD4 PE (Log)

Quad	Events	% Gated	% Total
UL	15	0.34	0.04
UR	665	15.28	1.81
LL	1285	29.53	3.51
LR	2387	54.85	6.51

File: bml 13 3.4.06.022
Sample ID:
Tube:
Gate: G1
Total Events: 36652
Y Parameter: FL3-H CD8 PE CY5 (Log)

Quad	Events	% Gated	% Total
UL	128	2.94	0.35
UR	2253	51.77	6.15
LL	1175	27.00	3.21
LR	796	18.29	2.17

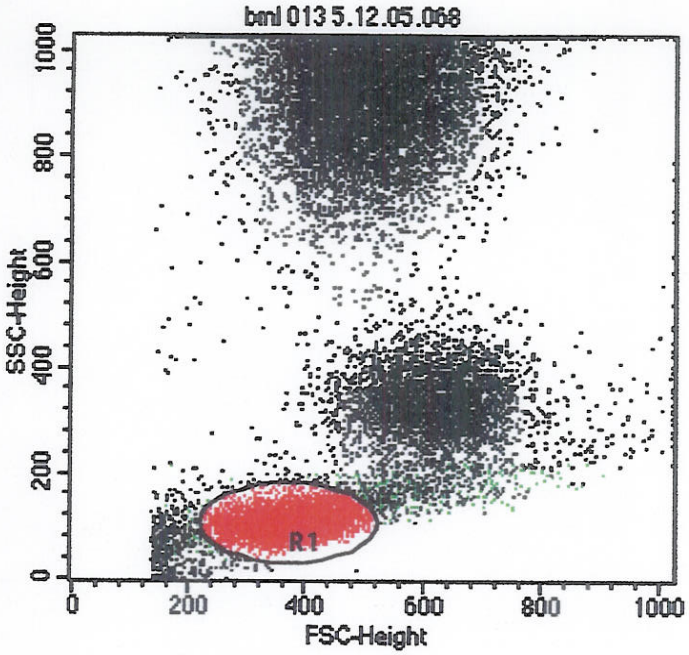

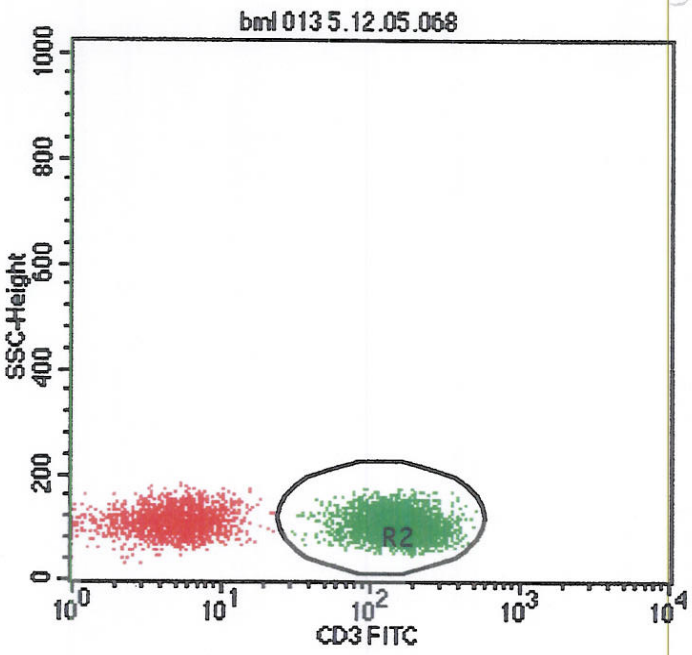

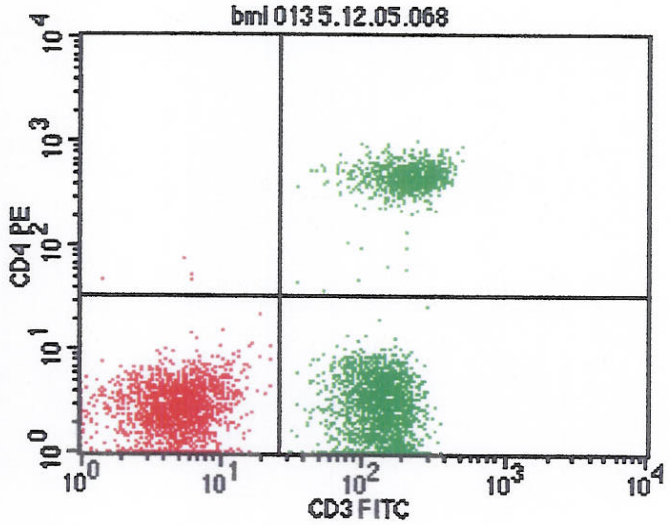

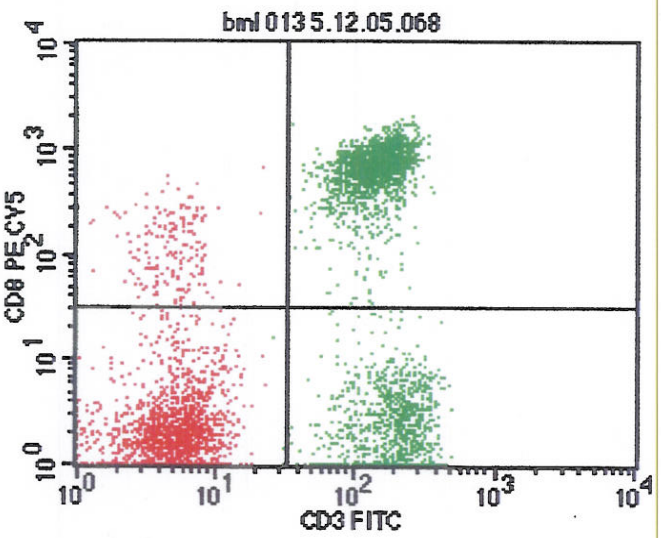

File: bml 013 5.12.05.068
Sample ID:
Tube:
Gate: G1
Total Events: 29047
Y Parameter: FL2-H CD4 PE (Log)

Quad	Events	% Gated	% Total
UL	4	0.08	0.01
UR	909	19.23	3.13
LL	1716	36.29	5.91
LR	2099	44.40	7.23

File: bml 013 5.12.05.068
Sample ID:
Tube:
Gate: G1
Total Events: 29047
Y Parameter: FL3-H CD8 PE CY5 (Log)

Quad	Events	% Gated	% Total
UL	182	3.85	0.63
UR	1912	40.44	6.58
LL	1542	32.61	5.31
LR	1092	23.10	3.76

DR. GOLWILKAR LABORATORIES PVT. LTD.

Dr. Ajit S. Golwilkar

2, Abhyuday Apts., 771, Bhandarkar Inst. Road, Pune - 411004. ☎ : 56012007 / 8 / 9 Fax No.: (020) 25675442

14, Prasad Chambers, 17/A, Karve Road, Pune - 411004 ☎ : 25440852 e-mail : drgl@vsnl.net

TEST REPORT

Partial reproduction of this report is not permitted.

NAME: BML 018 MALE

REF: METROPOLIS LABORATORY MUMBAI

ID NO : 57351

RECEIVED: 13/12/2005 01:50PM

REPORTED :13/12/2005 05:57PM

CD4/CD8 LYMPHOCYTE SUBSET ENUMERATION

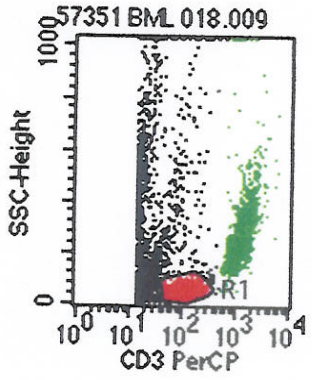

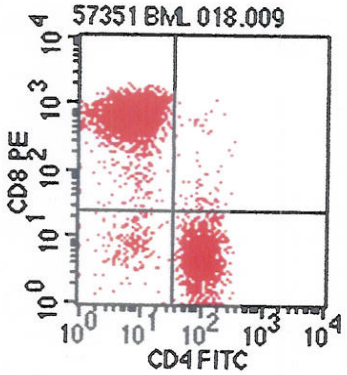

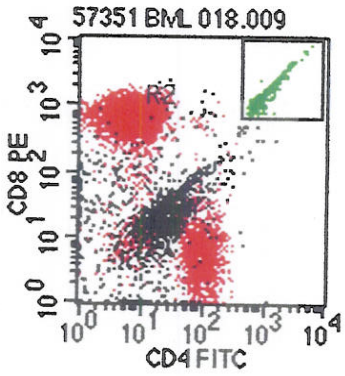

TEST	RESULT	NORMAL RANGE
HAEMOGLOBIN	12.3gm/dl	MALE : 14 - 18gm/dl FEMALE : 12 - 16gm/dl
WHITE BLOOD CELL COUNT	6080/ul	5000-10,000/ul
PLATELETS	236 thou/ul	150 - 450 thousand/ul
LYMPHOCYTES	31%	20 - 40 %
ABSOLUTE LYMPHOCYTE COUNT	1884/ul	1000 - 4800 /ul
ABSOLUTE CD4	472.3/ul	290 -2600 /ul
% CD4	25.07%	29 - 59 %
ABSOLUTE CD8	1109.4 /ul	190 - 2120 /ul
% CD8	58.88%	19 - 48 %
CD4 / CD8 RATIO	0.42	0.6 - 2.80

Technique & kits: Flow cytometry,Tritest with Trucount -FACScan BD USA,

Dr Ajit S. Golwilkar,MD,DCP
Regn.No. : 32660

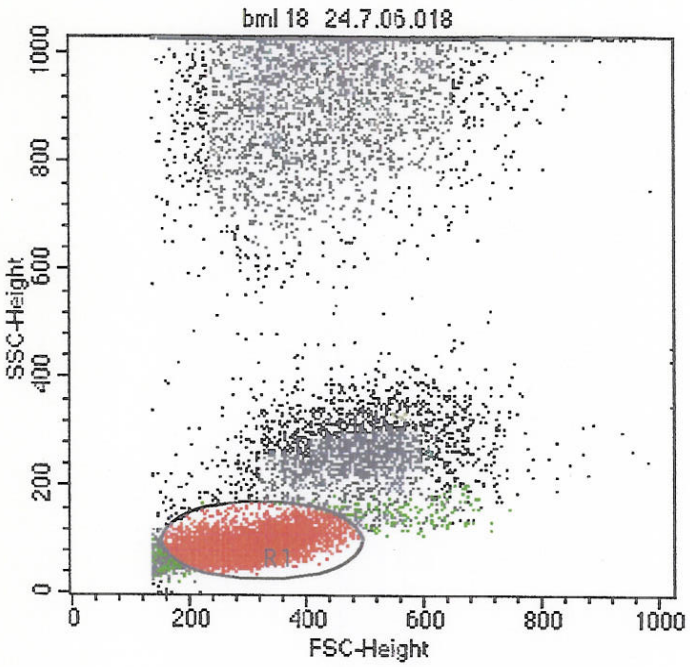

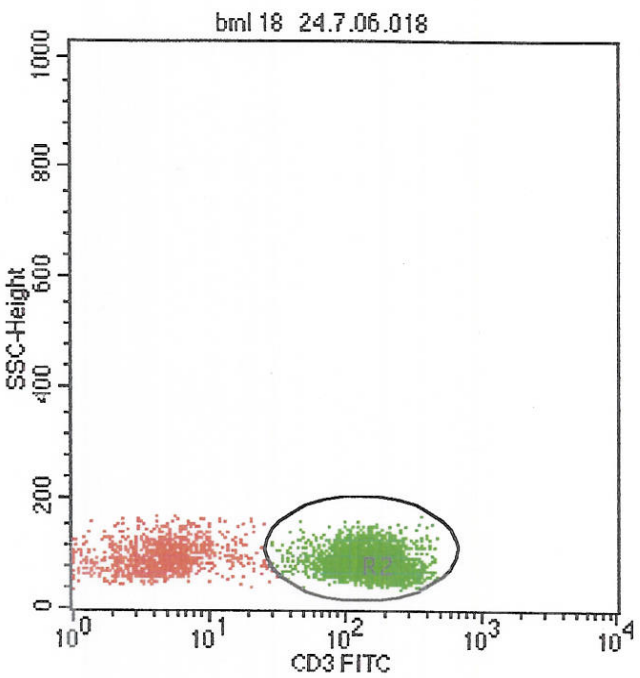

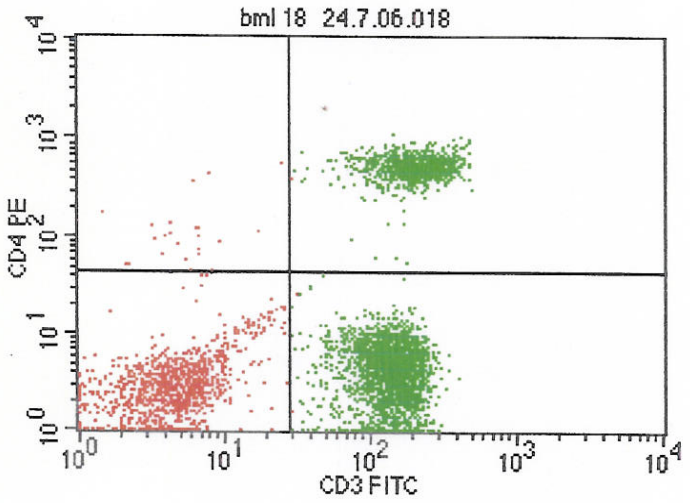

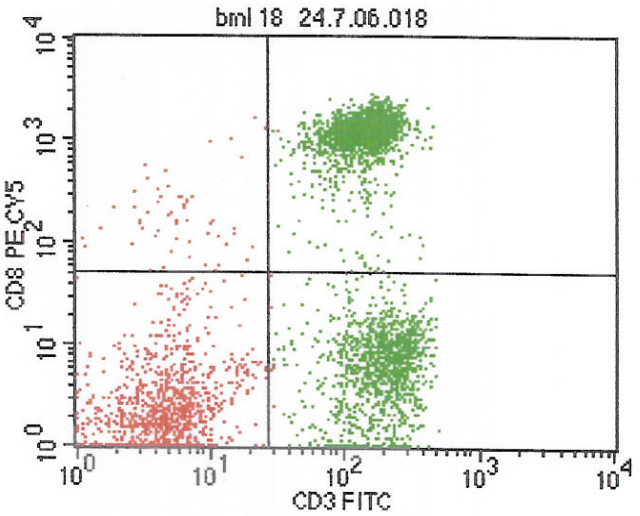

File: bml 18 24.7.06.018
Log Data Units: Linear Values
Sample ID:
Gate: G1
Gated Events: 4774
Total Events: 14591
X Parameter: FL1-H CD3 FITC (Log)
Y Parameter: FL2-H CD4 PE (Log)

Quad	Events	% Gated	% Total
UL	24	0.50	0.16
UR	1044	21.87	7.16
LL	1094	22.92	7.50
LR	2612	54.71	17.90

File: bml 18 24.7.06.018
Sample ID:
Tube:
Gate: G1
Total Events: 14591
Y Parameter: FL3-H CD8 PE CY5 (Log)

Quad	Events	% Gated	% Total
UL	56	1.17	0.38
UR	2451	51.34	16.80
LL	1059	22.18	7.26
LR	1208	25.30	8.28

DR. GOLWILKAR LABORATORIES PVT. LTD. Dr. Ajit S. Golwilkar

2, Abhyuday Apts., 771, Bhandarkar Inst. Road, Pune - 411004. ☎ : 56012007 / 8 / 9 Fax No.: (020) 25675442

14, Prasad Chambers, 17/A, Karve Road, Pune - 411004 ☎ : 25440852 e-mail : drgl@vsnl.net

TEST REPORT

Partial reproduction of this report is not permitted.

NAME: BML 020 MALE RECEIVED: 13/12/2005 01:52PM

REF: METROPOLIS LABORATORY MUMBAI REPORTED :13/12/2005 06:04PM

ID NO : 57354

CD4/CD8 LYMPHOCYTE SUBSET ENUMERATION

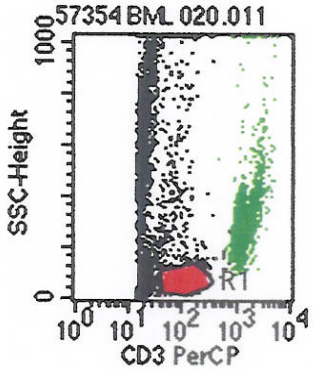

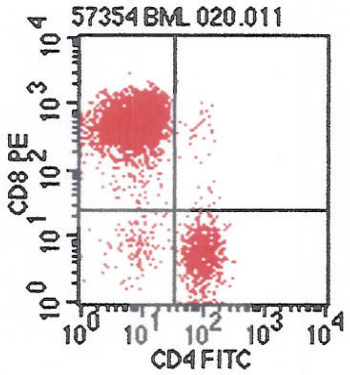

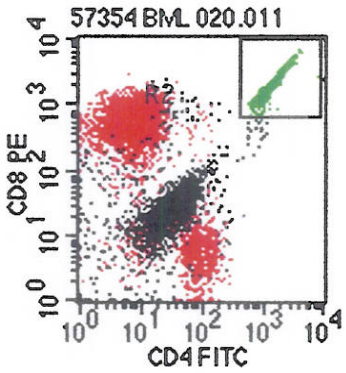

TEST	RESULT	NORMAL RANGE
HAEMOGLOBIN	10.8 gm/dl	MALE : 14 - 18gm/dl FEMALE : 12 - 16gm/dl
WHITE BLOOD CELL COUNT	9010/ul	5000-10,000/ul
PLATELETS	241 thou/ul	150 - 450 thousand/ul
LYMPHOCYTES	32%	20 - 40 %
ABSOLUTE LYMPHOCYTE COUNT	2883/ul	1000 - 4800 /ul
ABSOLUTE CD4	396.2/ul	290 -2600 /ul
% CD4	13.74%	29 - 59 %
ABSOLUTE CD8	2147.9 /ul	190 - 2120 /ul
% CD8	74.50%	19 - 48 %
CD4 / CD8 RATIO	0.18	0.6 - 2.80

Technique & kits: Flow cytometry,Tritest with Trucount -FACScan BD USA,

Dr Ajit S. Golwilkar,MD,DCP
Regn.No. : 32660

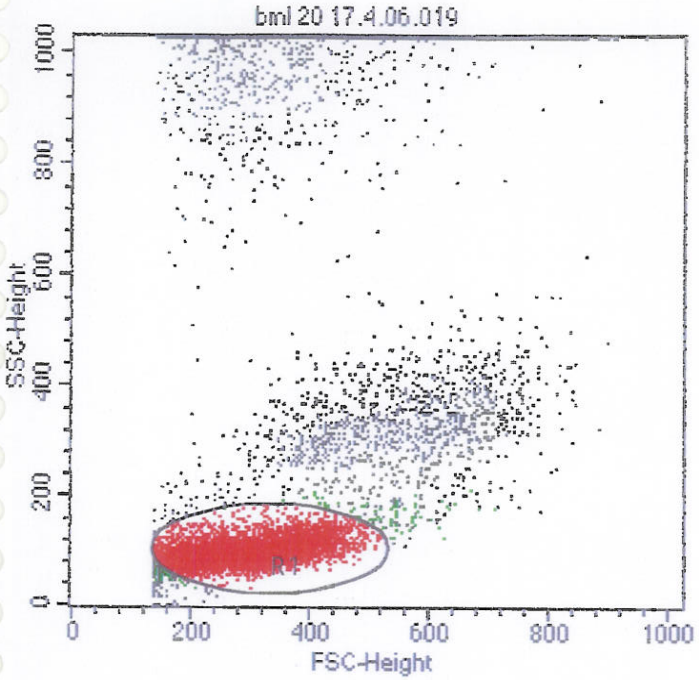

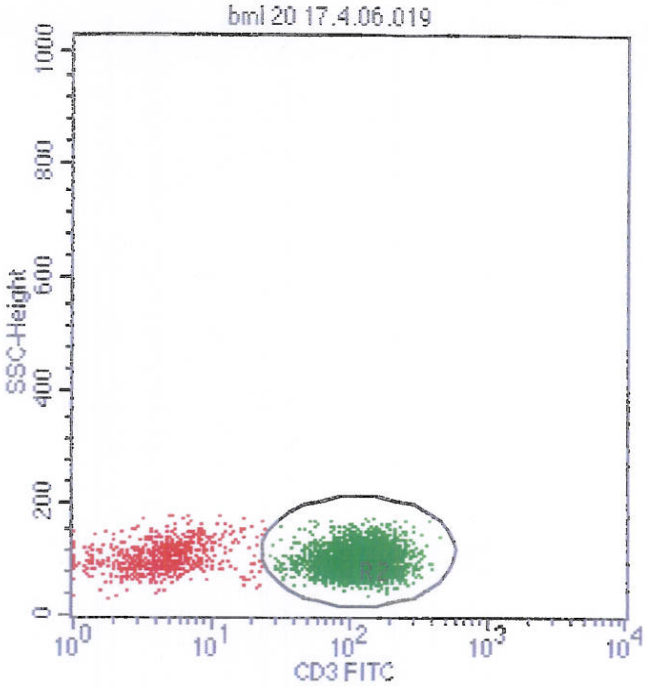

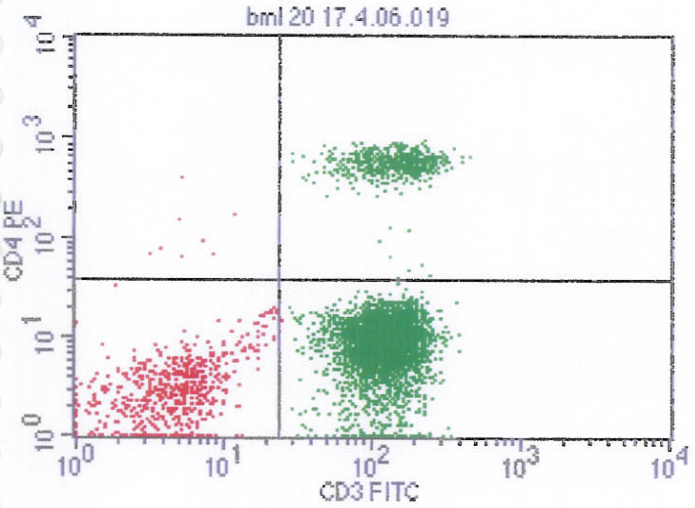

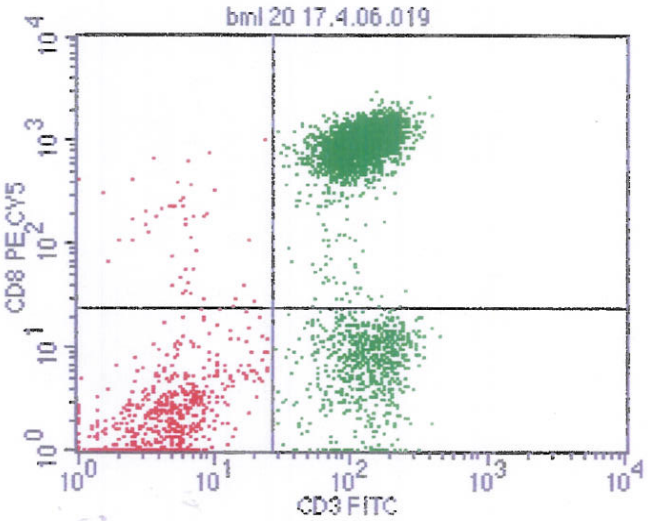

File: bml 20 17.4.06.019
Log Data Units: Linear Values
Sample ID:
Gate: G1
Gated Events: 5265
Total Events: 13316
X Parameter: FL1-H CD3 FITC (Log)
Y Parameter: FL2-H CD4 PE (Log)

Quad	Events	% Gated	% Total
UL	9	0.17	0.07
UR	564	10.71	4.24
LL	628	11.93	4.72
LR	4064	77.19	30.52

File: bml 20 17.4.06.019
Sample ID:
Tube:
Gate: G1
Total Events: 13316
Y Parameter: FL3-H CD8 PE CY5 (Log)

Quad	Events	% Gated	% Total
UL	48	0.91	0.36
UR	3989	75.76	29.96
LL	592	11.24	4.45
LR	636	12.08	4.78

DR. GOLWILKAR LABORATORIES PVT. LTD. Dr. Ajit S. Golwilkar

2, Abhyuday Apts., 771, Bhandarkar Inst. Road, Pune - 411004. ☎ : 56012007 / 8 / 9 Fax No.: (020) 25675442

14, Prasad Chambers, 17/A, Karve Road, Pune - 411004 ☎ : 25440852 e-mail : drgl@vsnl.net

TEST REPORT

Partial reproduction of this report is not permitted.

NAME: BML 022
REF: METROPOLIS LABORATORY MUMBAI
ID NO : 57357

RECEIVED: 13/12/2005 01:56PM
REPORTED :13/12/2005 06:24PM

CD4/CD8 LYMPHOCYTE SUBSET ENUMERATION

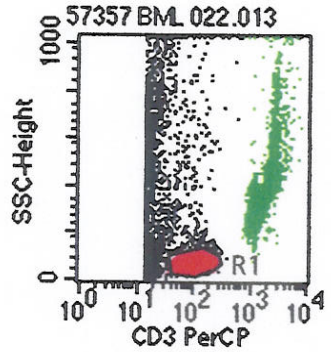

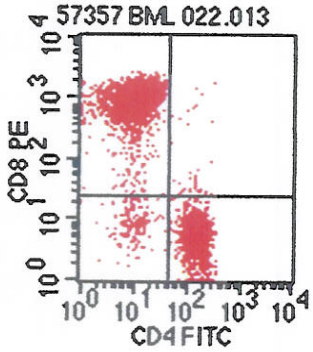

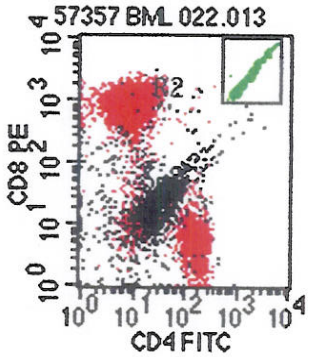

TEST	RESULT	NORMAL RANGE
HAEMOGLOBIN	11.7gm/dl	MALE : 14 - 18gm/dl FEMALE : 12 - 16gm/dl
WHITE BLOOD CELL COUNT	8340/ul	5000-10,000/ul
PLATELETS	139 thou/ul	150 - 450 thousand/ul
LYMPHOCYTES	25%	20 - 40 %
ABSOLUTE LYMPHOCYTE COUNT	2085/ul	1000 - 4800 /ul
ABSOLUTE CD4	475.5/ul	290 -2600 /ul
% CD4	22.8%	29 - 59 %
ABSOLUTE CD8	1081.4 /ul	190 - 2120 /ul
% CD8	51.86%	19 - 48 %
CD4 / CD8 RATIO	0.44	0.6 - 2.80

Technique & kits: Flow cytometry,Tritest with Trucount -FACScan BD USA,

Dr Ajit S. Golwilkar,MD,DCP
Regn.No. : 32660

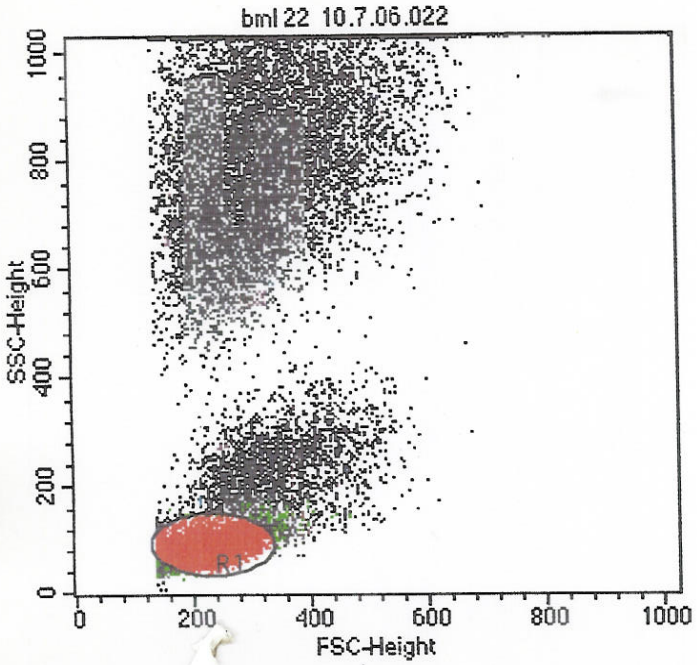

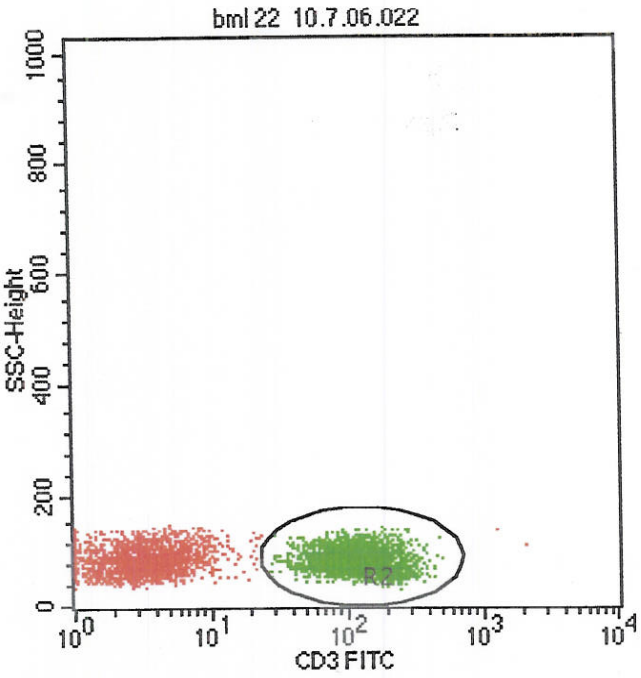

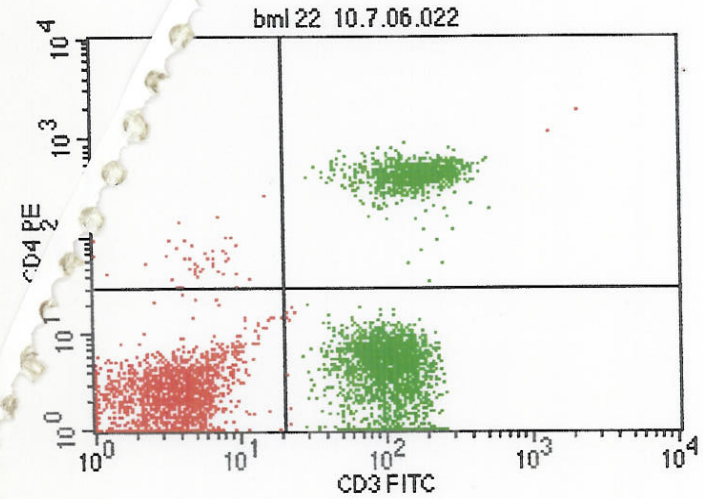

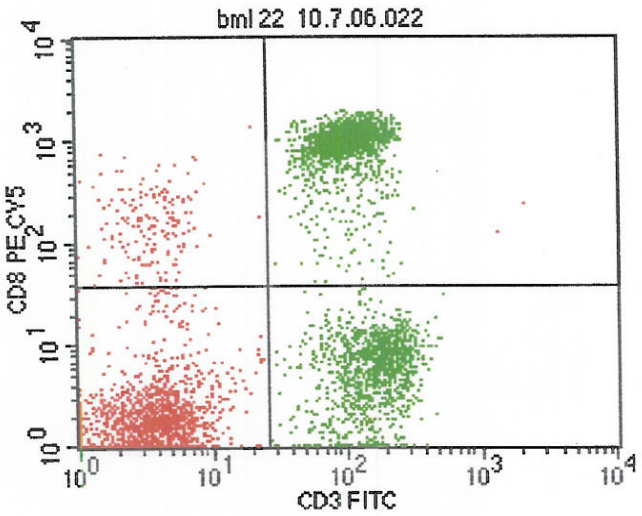

File: bml 22 10.7.06.022
Log Data Units: Linear Values
Sample ID:
Gate: G1
Gated Events: 4998
Total Events: 17036
X Parameter: FL1-H CD3 FITC (Log)
Y Parameter: FL2-H CD4 PE (Log)

Quad	Events	% Gated	% Total
UL	49	0.98	0.29
UR	1021	20.43	5.99
LL	1772	35.45	10.40
LR	2156	43.14	12.66

File: bml 22 10.7.06.022
Sample ID:
Tube:
Gate: G1
Total Events: 17036
Y Parameter: FL3-H CD8 PE CY5 (Log)

Quad	Events	% Gated	% Total
UL	167	3.34	0.98
UR	1987	39.76	11.66
LL	1664	33.29	9.77
LR	1180	23.61	6.93

DR. GOLWILKAR LABORATORIES PVT. LTD. Dr. Ajit S. Golwilkar

2, Abhyuday Apts., 771, Bhandarkar Inst. Road, Pune - 411004. ☎ : 56012007 / 8 / 9 Fax No.: (020) 25675442

14, Prasad Chambers, 17/A, Karve Road, Pune - 411004 ☎ : 25440852 e-mail : drgl@vsnl.net

TEST REPORT

Partial reproduction of this report is not permitted.

NAME: BML 026
REF: METROPOLIS LABORATORY MUMBAI
ID NO : 57367

RECEIVED: 13/12/2005 02:15PM
REPORTED :13/12/2005 06:40PM

CD4/CD8 LYMPHOCYTE SUBSET ENUMERATION

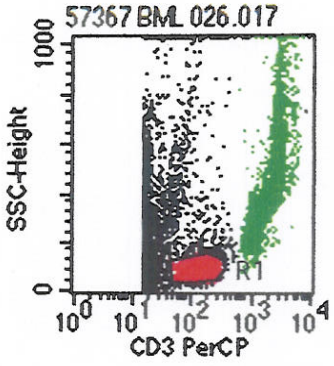

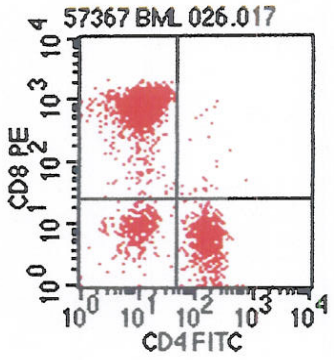

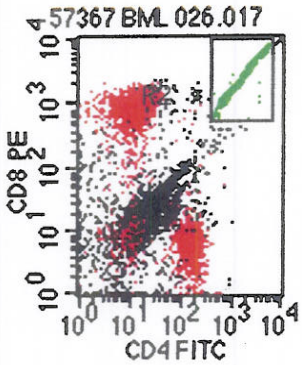

TEST	RESULT	NORMAL RANGE
HAEMOGLOBIN	10.8gm/dl	MALE : 14 - 18gm/dl FEMALE : 12 - 16gm/dl
WHITE BLOOD CELL COUNT	2370/ul	5000-10,000/ul
PLATELETS	46 thou/ul	150 - 450 thousand/ul
LYMPHOCYTES	41%	20 - 40 %
ABSOLUTE LYMPHOCYTE COUNT	971/ul	1000 - 4800 /ul
ABSOLUTE CD4	184.1/ul	290 -2600 /ul
% CD4	18.96%	29 - 59 %
ABSOLUTE CD8	388.8 /ul	190 - 2120 /ul
% CD8	40.04%	19 - 48 %
CD4 / CD8 RATIO	0.47	0.6 - 2.80

Technique & kits: Flow cytometry,Tritest with Trucount -FACScan BD USA,

Dr. Ajit S.Golwilkar, MD, DCP
Regn. No : 32660

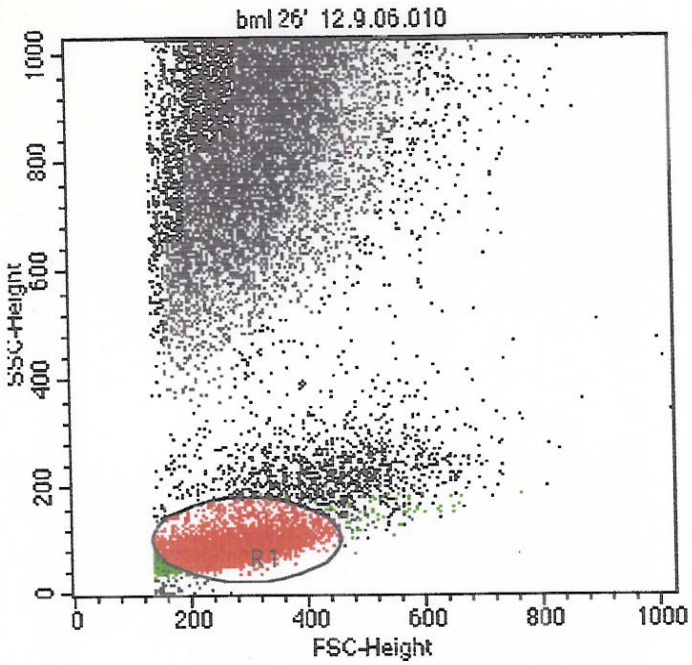

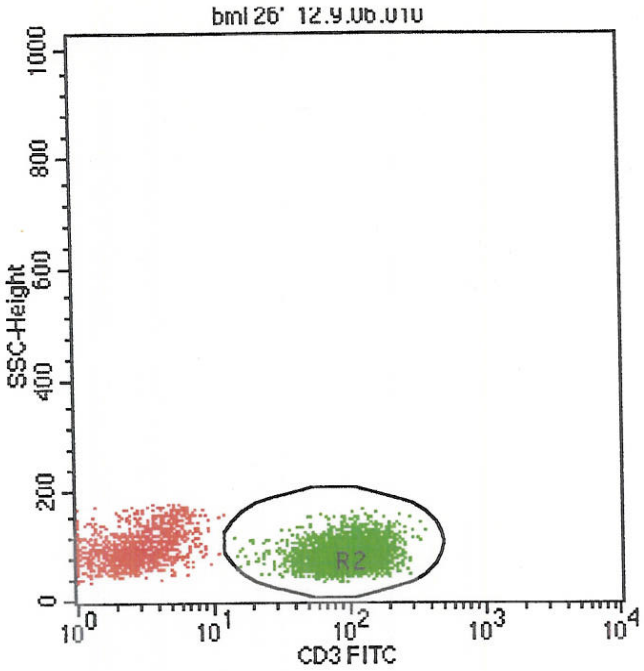

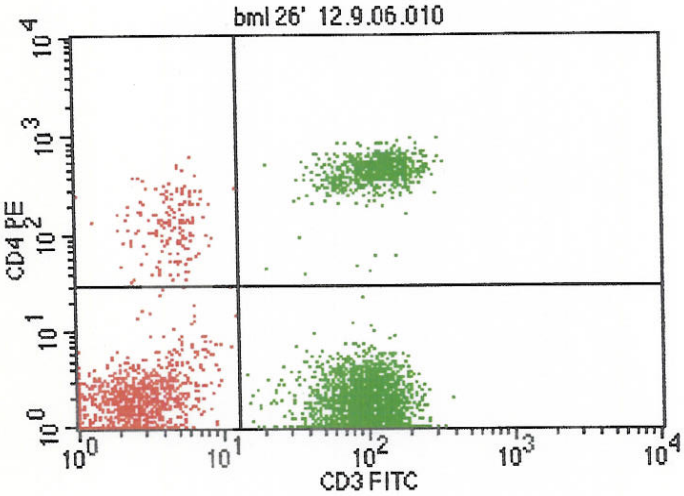

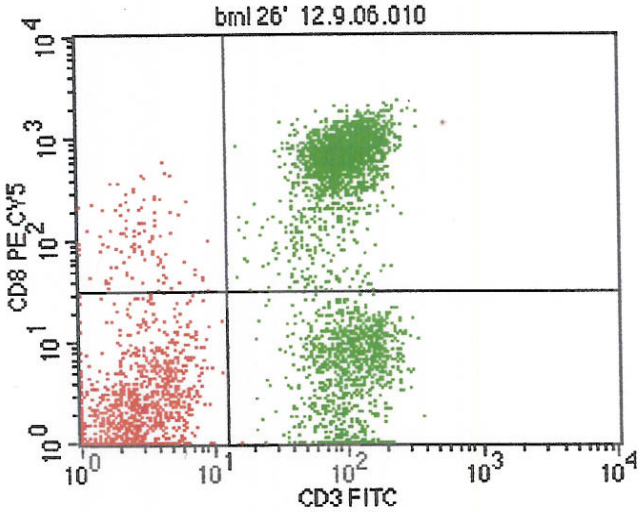

File: bml 26' 12.9.06.010
Log Data Units: Linear Values
Sample ID:
Gate: G1
Gated Events: 5046
Total Events: 22493
X Parameter: FL1-H CD3 FITC (Log)
Y Parameter: FL2-H CD4 PE (Log)

Quad	Events	% Gated	% Total
UL	169	3.35	0.75
UR	723	14.33	3.21
LL	990	19.62	4.40
LR	3164	62.70	14.07

File: bml 26' 12.9.06.010
Sample ID:
Tube:
Gate: G1
Total Events: 22493
Y Parameter: FL3-H CD8 PE CY5 (Log)

Quad	Events	% Gated	% Total
UL	107	2.12	0.48
UR	2836	56.20	12.61
LL	1052	20.85	4.68
LR	1051	20.83	4.67

DR. GOLWILKAR LABORATORIES PVT. LTD. Dr. Ajit S. Golwilkar

2, Abhyuday Apts., 771, Bhandarkar Inst. Road, Pune - 411004. ☎ : 56012007 / 8 / 9 Fax No.: (020) 25675442

14, Prasad Chambers, 17/A, Karve Road, Pune - 411004 ☎ : 25440852 e-mail : drgl@vsnl.net

TEST REPORT

Partial reproduction of this report is not permitted.

NAME: BML 027
REF: METROPOLIS LABORATORY MUMBAI
ID NO : 57368

RECEIVED: 13/12/2005 02:16PM
REPORTED :13/12/2005 07:07PM

CD4/CD8 LYMPHOCYTE SUBSET ENUMERATION

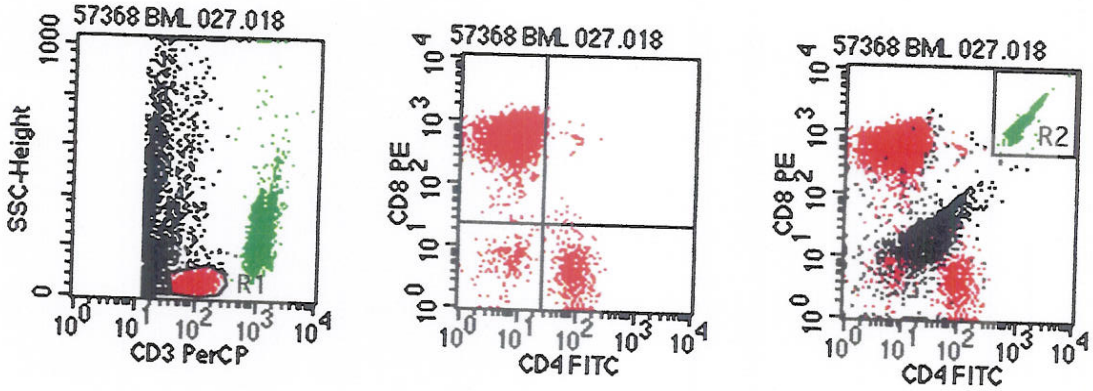

TEST	RESULT	NORMAL RANGE
HAEMOGLOBIN	14.2gm/dl	MALE : 14 - 18gm/dl FEMALE : 12 - 16gm/dl
WHITE BLOOD CELL COUNT	6530/ul	5000-10,000/ul
PLATELETS	166 thou/ul	150 - 450 thousand/ul
LYMPHOCYTES	32%	20 - 40 %
ABSOLUTE LYMPHOCYTE COUNT	2089/ul	1000 - 4800 /ul
ABSOLUTE CD4	153/ul	290 -2600 /ul
% CD4	7.3%	29 - 59 %
ABSOLUTE CD8	1051 /ul	190 - 2120 /ul
% CD8	50.3%	19 - 48 %
CD4 / CD8 RATIO	0.15	0.6 - 2.80

Technique & kits: Flow cytometry,Tritest with Trucount -FACScan BD USA,

Dr. Ajit S.Golwilkar, MD, DCP
Regn. No : 32660

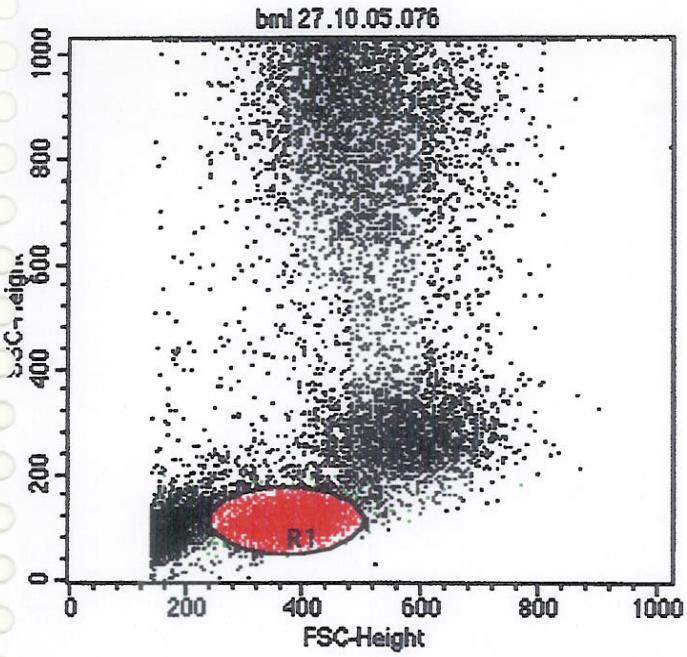

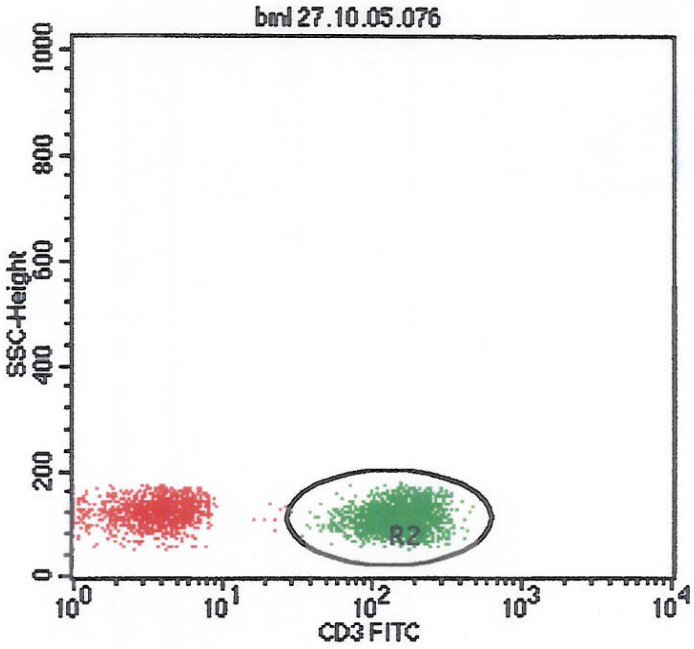

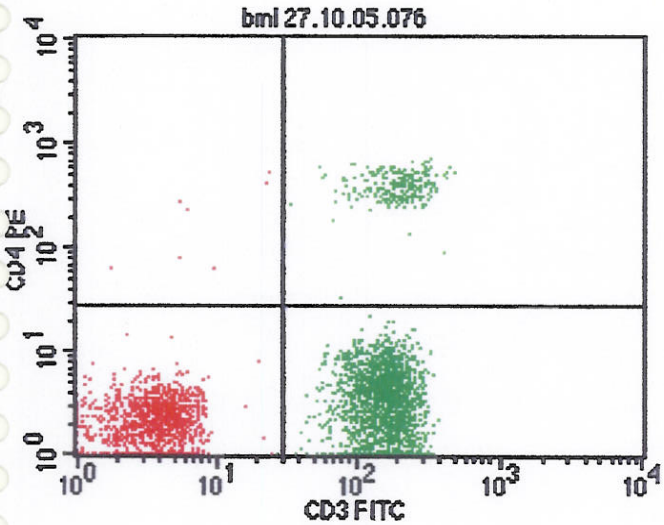

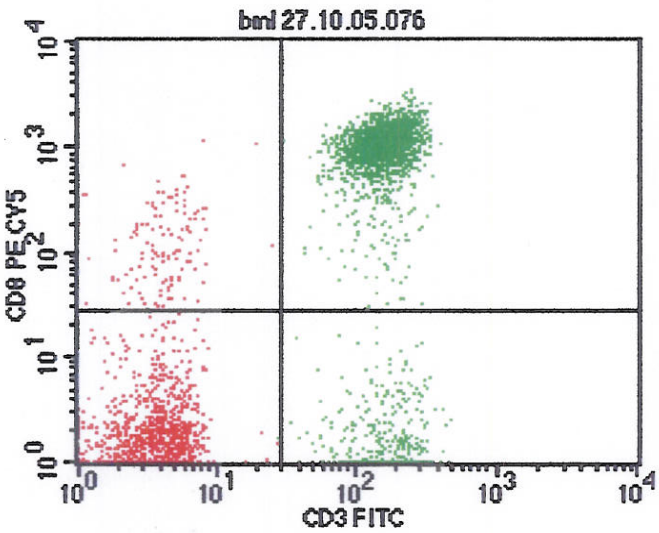

File: bml 27.10.05.076
Sample ID:
Tube:
Gate: G1
Total Events: 17066
Y Parameter: FL2-H CD4 PE (Log)

Quad	Events	% Gated	% Total
UL	7	0.20	0.04
UR	243	6.91	1.42
LL	1168	33.22	6.84
LR	2098	59.67	12.29

File: bml 27.10.05.076
Sample ID:
Tube:
Gate: G1
Total Events: 17066
Y Parameter: FL3-H CD8 PE CY5 (Log)

Quad	Events	% Gated	% Total
UL	133	3.78	0.78
UR	1956	55.63	11.46
LL	1041	29.61	6.10
LR	386	10.98	2.26

PROPERTY OF METROPOLIS HEALTH SERVICES (SHELL) LTD

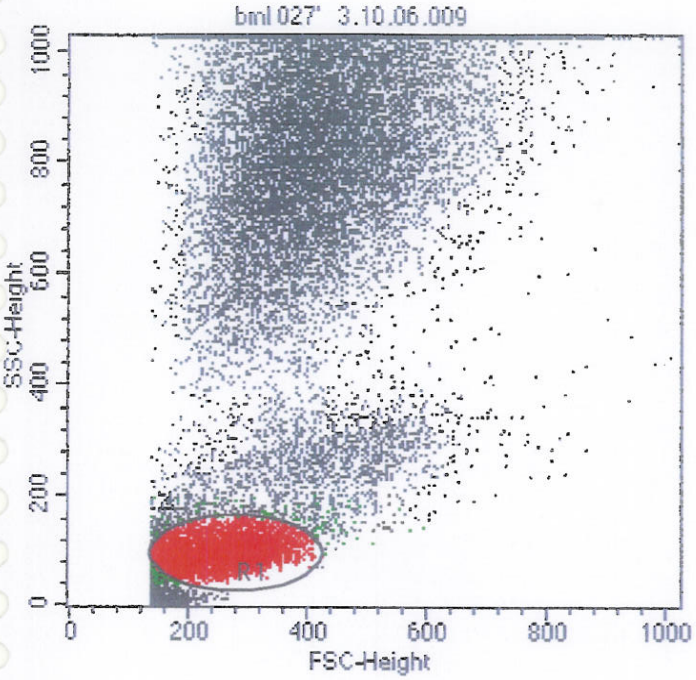

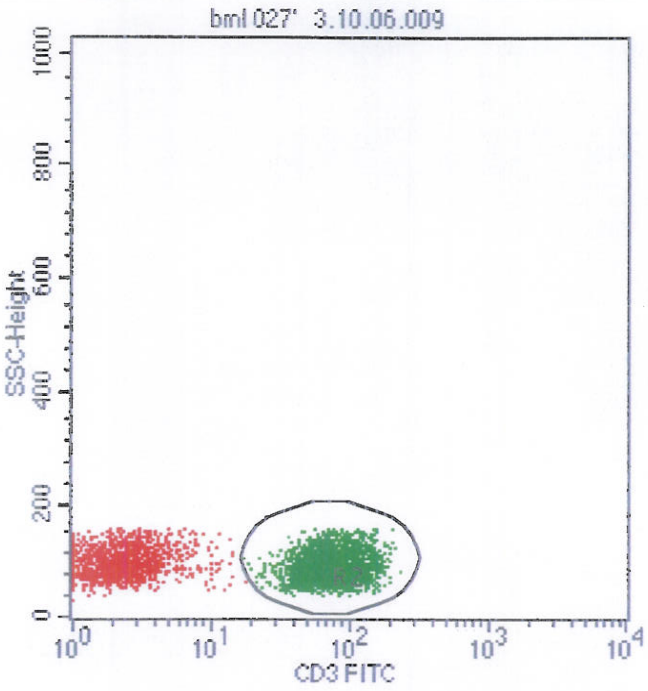

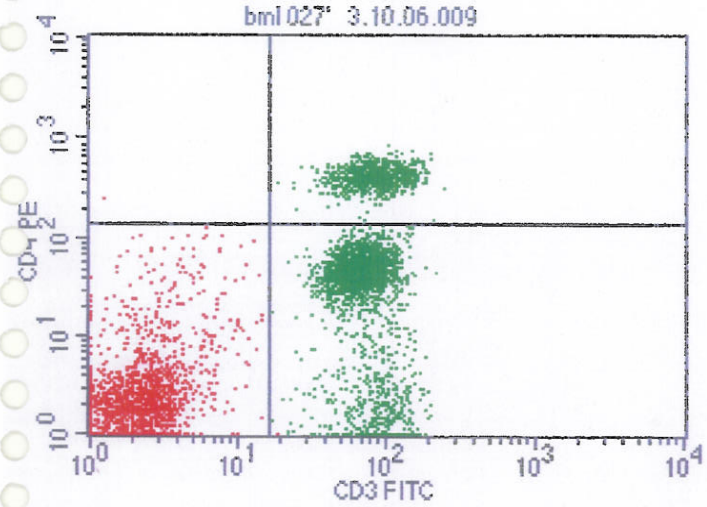

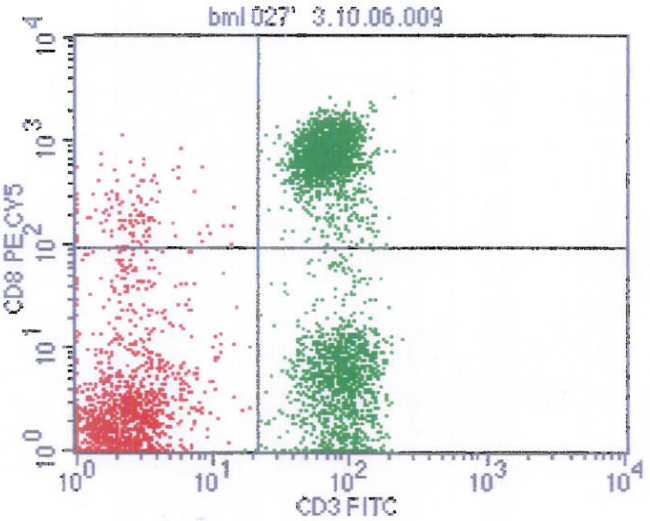

File: bml 027' 3.10.06.009
Log Data Units: Linear Values
Sample ID:
Gate: G1
Gated Events: 4959
Total Events: 22943
X Parameter: FL1-H CD3 FITC (Log)
Y Parameter: FL2-H CD4 PE (Log)

Quad	Events	% Gated	% Total
UL	1	0.02	0.00
UR	826	16.66	3.60
LL	1463	29.50	6.38
LR	2669	53.82	11.63

File: bml 027' 3.10.06.009
Sample ID:
Tube:
Gate: G1
Total Events: 22943
Y Parameter: FL3-H CD8 PE CY5 (Log)

Quad	Events	% Gated	% Total
UL	116	2.34	0.51
UR	2185	44.06	9.52
LL	1353	27.28	5.90
LR	1305	26.32	5.69

DR. GOLWILKAR LABORATORIES PVT. LTD.

Dr. Ajit S. Golwilkar

2, Abhyuday Apts., 771, Bhandarkar Inst. Road, Pune - 411004. ☎ : 56012007 / 8 / 9 Fax No.: (020) 25675442

14, Prasad Chambers, 17/A, Karve Road, Pune - 411004 ☎ : 25440852 e-mail : drgl@vsnl.net

TEST REPORT

Partial reproduction of this report is not permitted.

NAME: BML 028
REF: METROPOLIS LABORATORY MUMBAI
ID NO : 57370

RECEIVED: 13/12/2005 02:18PM
REPORTED :13/12/2005 07:08PM

CD4/CD8 LYMPHOCYTE SUBSET ENUMERATION

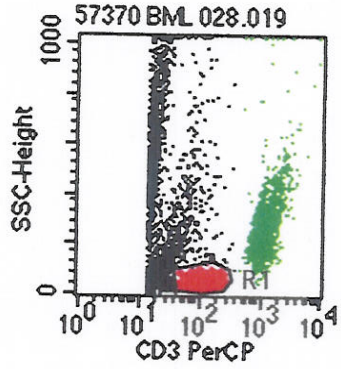

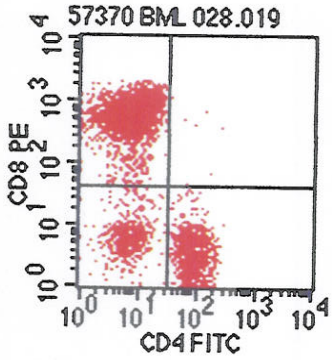

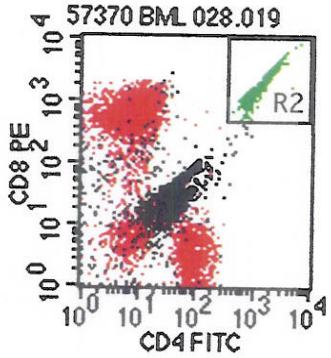

TEST	RESULT	NORMAL RANGE
HAEMOGLOBIN	13.9gm/dl	MALE : 14 - 18gm/dl FEMALE : 12 - 16gm/dl
WHITE BLOOD CELL COUNT	8340/ul	5000-10,000/ul
PLATELETS	188 thou/ul	150 - 450 thousand/ul
LYMPHOCYTES	23%	20 - 40 %
ABSOLUTE LYMPHOCYTE COUNT	1918/ul	1000 - 4800 /ul
ABSOLUTE CD4	384/ul	290 -2600 /ul
% CD4	20.0%	29 - 59 %
ABSOLUTE CD8	1058 /ul	190 - 2120 /ul
% CD8	55.2%	19 - 48 %
CD4 / CD8 RATIO	0.36	0.6 - 2.80

Technique & kits: Flow cytometry,Tritest with Trucount -FACScan BD USA,

Dr. Ajit S. Golwilkar, MD, DCP
Regn. No : 32660

Quantitation data for Cycling A.FAM

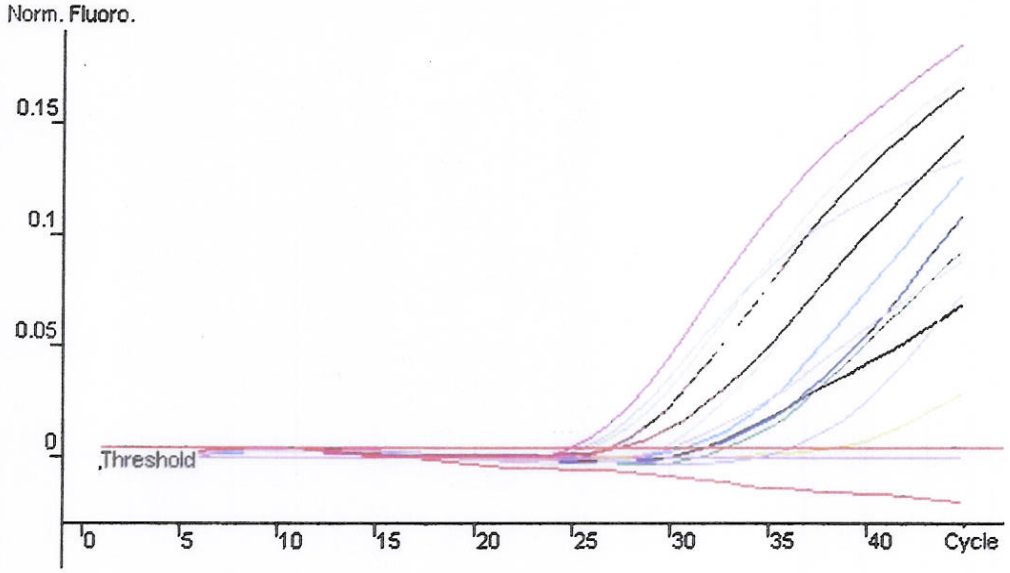

Standard Curve

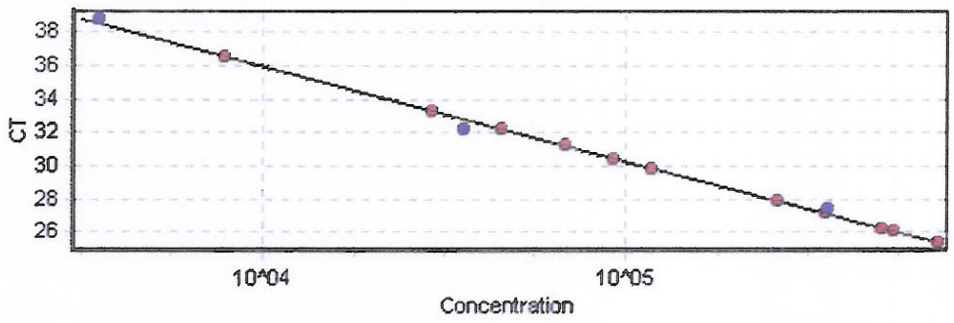

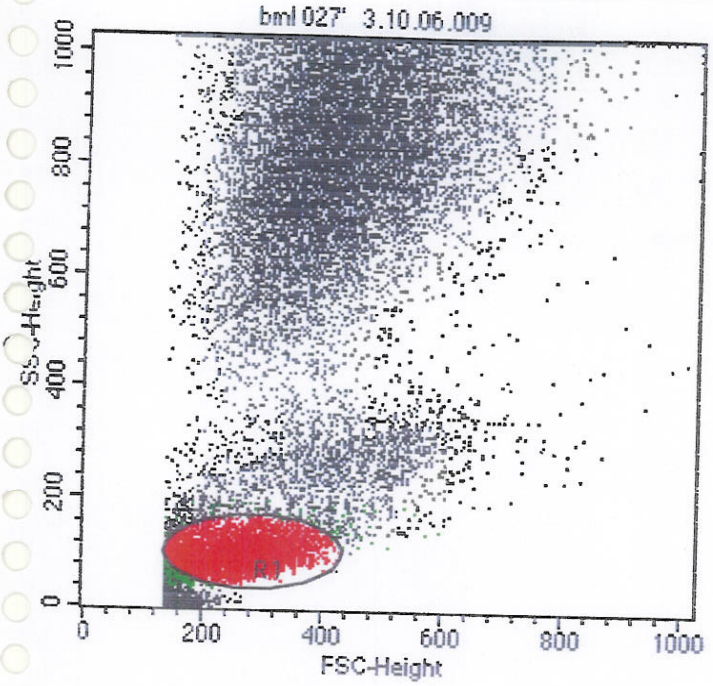

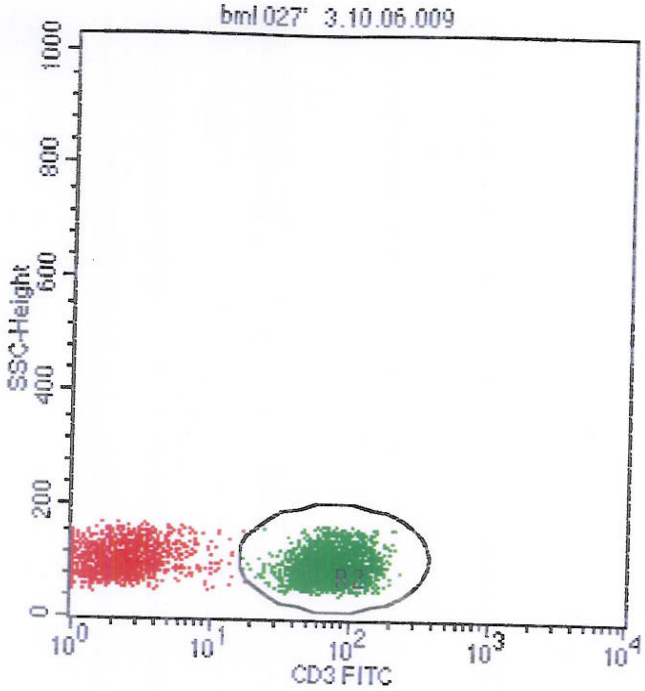

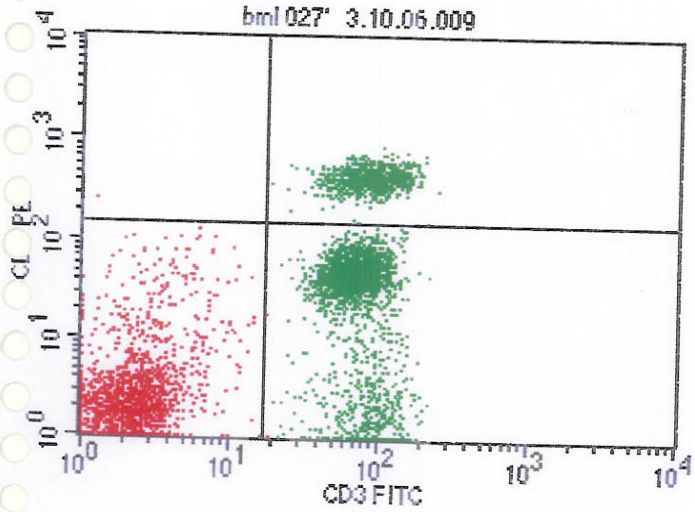

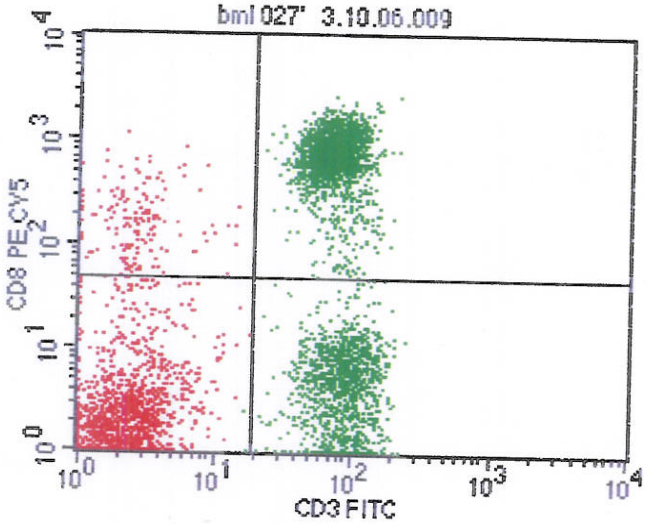

File: bml 027' 3.10.06.009
Log Data Units: Linear Values
Sample ID:
Gate: G1
Gated Events: 4928
Total Events: 22943
X Parameter: FL1-H CD3 FITC (Log)
Y Parameter: FL2-H CD4 PE (Log)

Quad	Events	% Gated	% Total
UL	1	0.02	0.00
UR	805	16.34	3.51
LL	1497	30.38	6.52
LR	2625	53.27	11.44

File: bml 027' 3.10.06.009
Sample ID:
Tube:
Gate: G1
Total Events: 22943
Y Parameter: FL3-H CD8 PE CY5 (Log)

Quad	Events	% Gated	% Total
UL	158	3.21	0.69
UR	2177	44.18	9.49
LL	1343	27.25	5.85
LR	1250	25.37	5.45

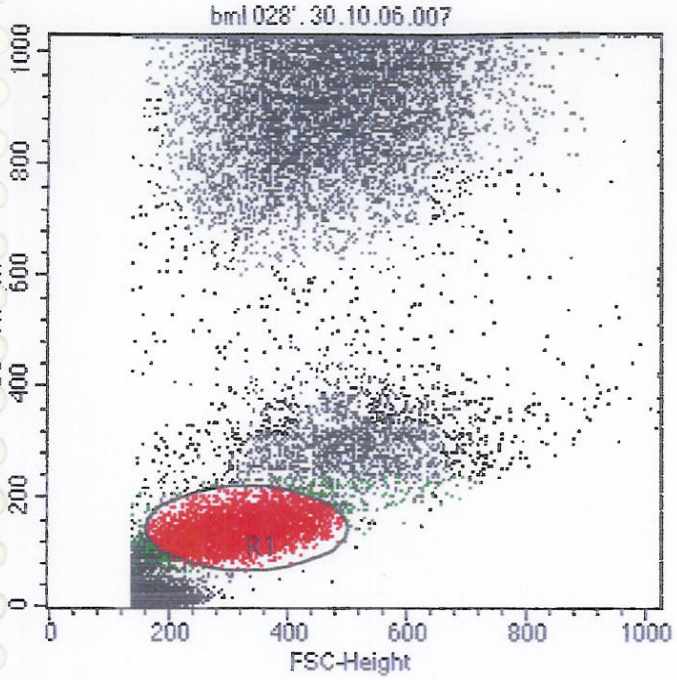

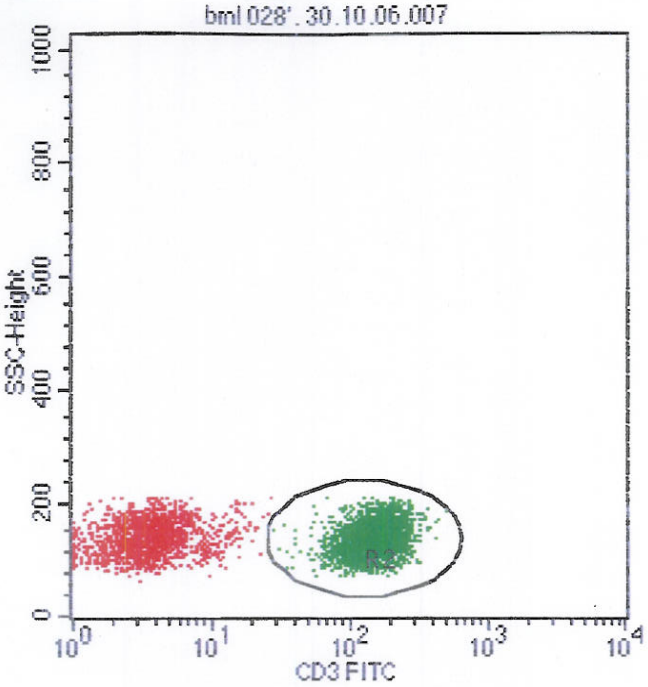

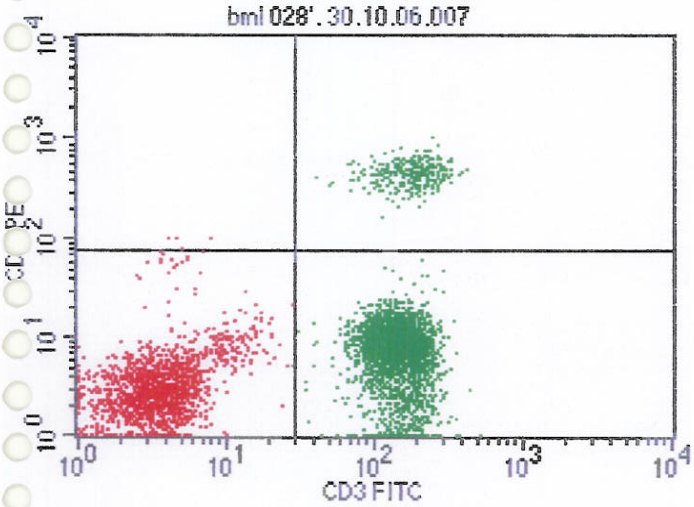

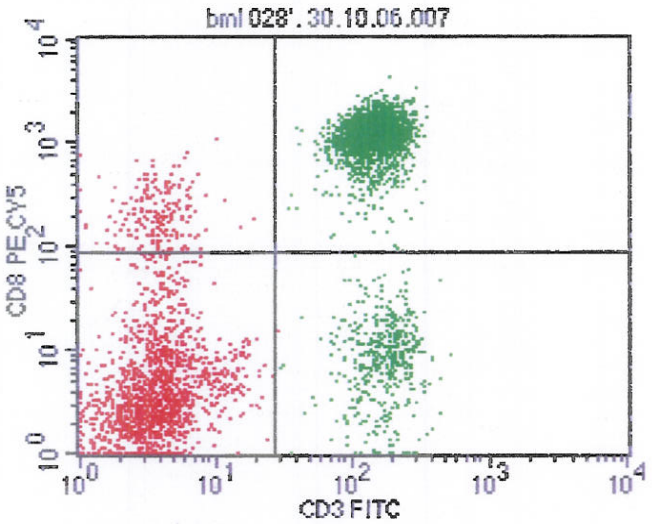

File: bml 028'. 30.10.06.007
Log Data Units: Linear Values
Sample ID:
Gate: G1
Gated Events: 4561
Total Events: 28197
X Parameter: FL1-H CD3 FITC (Log)
Y Parameter: FL2-H CD4 PE (Log)

Quad	Events	% Gated	% Total
UL	4	0.09	0.01
UR	295	6.47	1.05
LL	1539	33.74	5.46
LR	2723	59.70	9.66

File: bml 028'. 30.10.06.007
Sample ID:
Tube:
Gate: G1
Total Events: 28197
Y Parameter: FL3-H CD8 PE CY5 (Log)

Quad	Events	% Gated	% Total
UL	200	4.39	0.71
UR	2586	56.70	9.17
LL	1341	29.40	4.76
LR	434	9.52	1.54

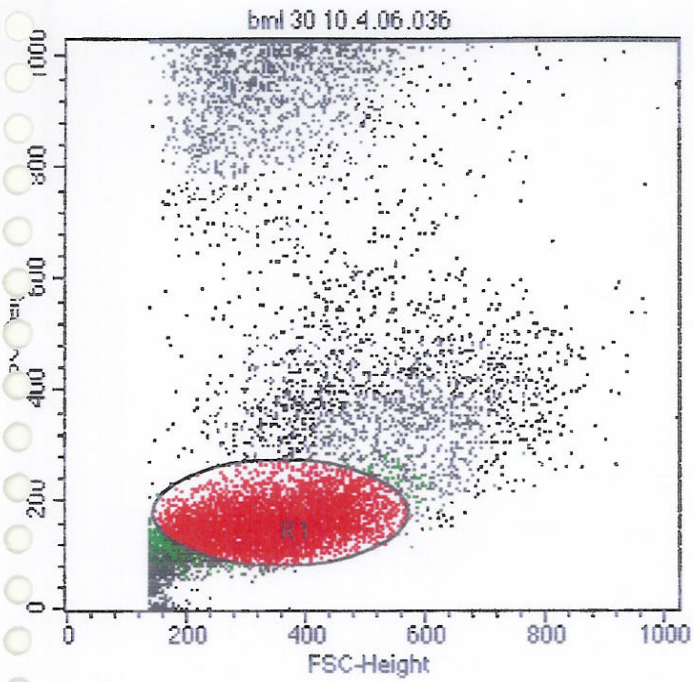

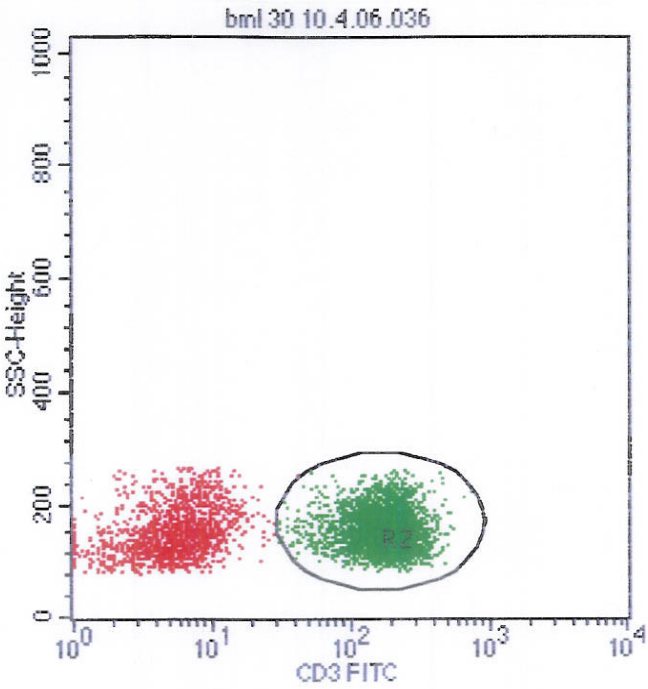

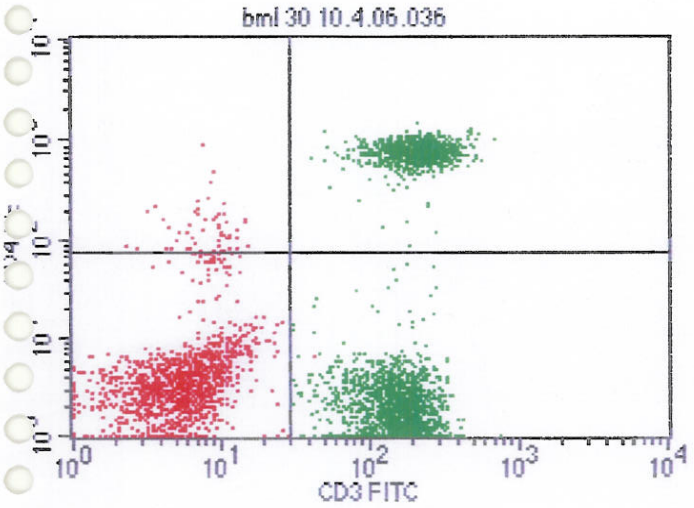

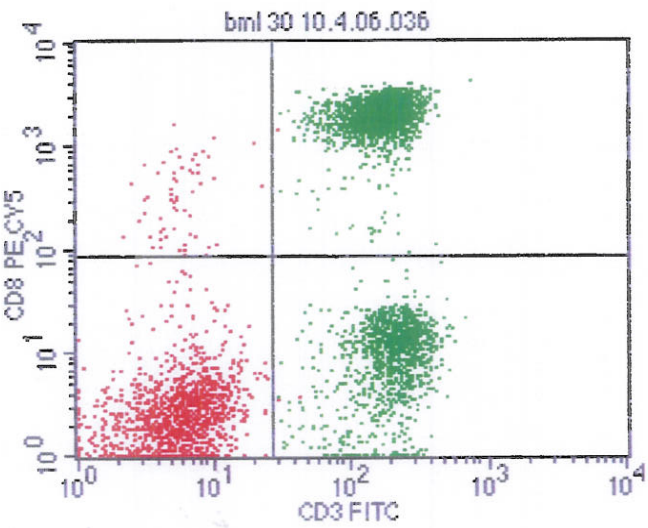

File: bml 30 10.4.06.036
Log Data Units: Linear Values
Sample ID:
Gate: G1
Gated Events: 5104
Total Events: 20341
X Parameter: FL1-H CD3 FITC (Log)
Y Parameter: FL2-H CD4 PE (Log)

Quad	Events	% Gated	% Total
UL	58	1.14	0.29
UR	1068	20.92	5.25
LL	1269	24.86	6.24
LR	2709	53.08	13.32

File: bml 30 10.4.06.036
Sample ID:
Tube:
Gate: G1
Total Events: 20341
Y Parameter: FL3-H CD8 PE CY5 (Log)

Quad	Events	% Gated	% Total
UL	64	1.25	0.31
UR	2581	50.57	12.69
LL	1261	24.71	6.20
LR	1198	23.47	5.89

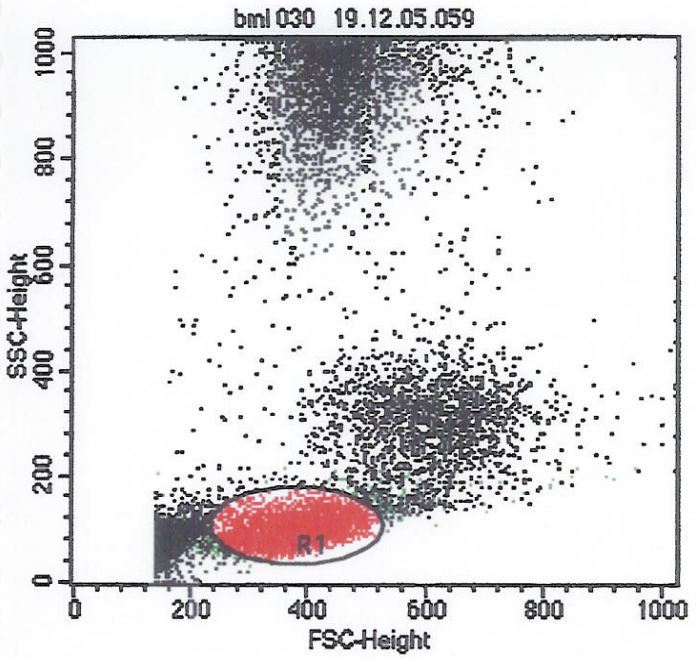

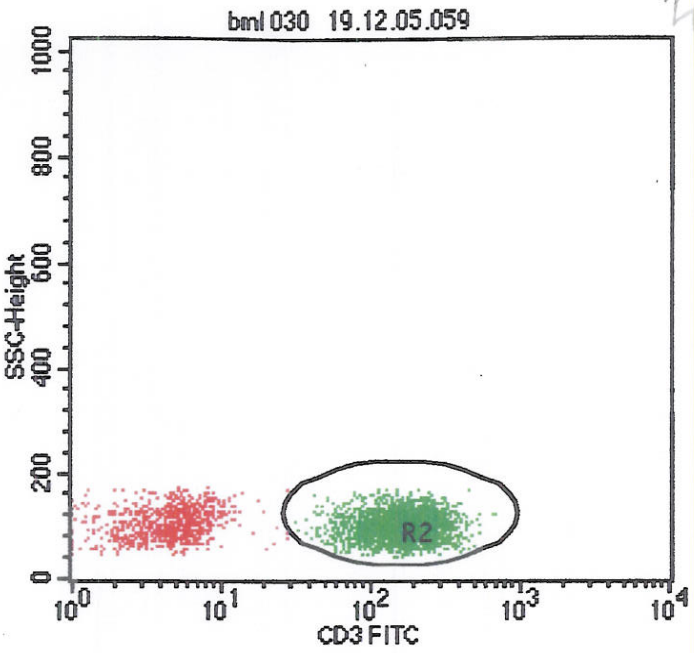

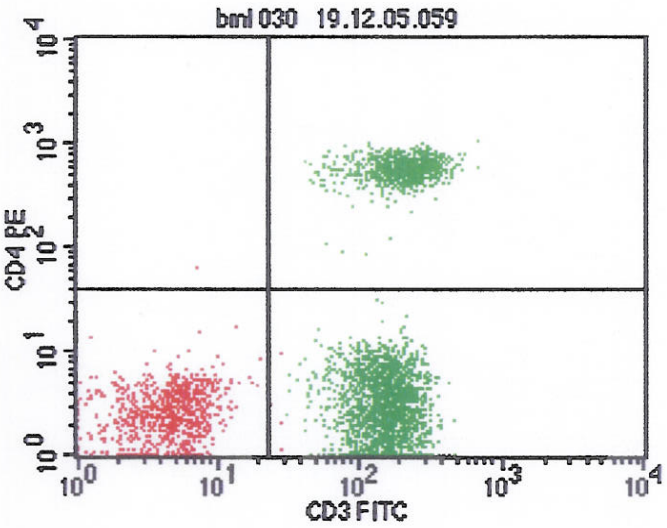

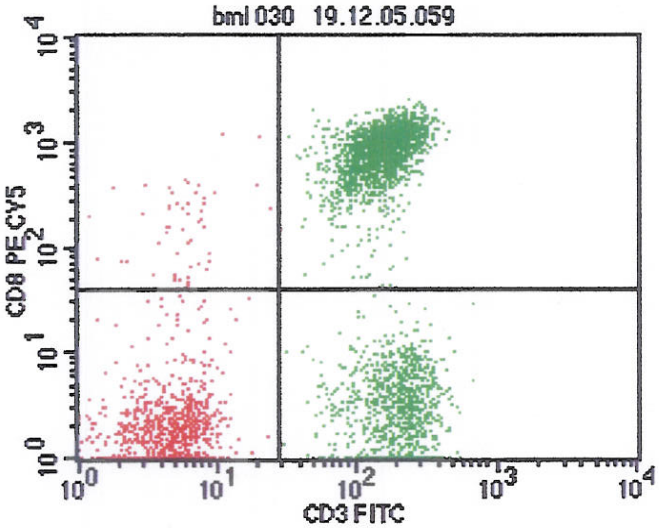

File: bml 030 19.12.05.059
Sample ID:
Tube:
Gate: G1
Total Events: 24640
Y Parameter: FL2-H CD4 PE (Log)

Quad	Events	% Gated	% Total
UL	1	0.03	0.00
UR	891	22.83	3.62
LL	810	20.76	3.29
LR	2200	56.38	8.93

File: bml 030 19.12.05.059
Sample ID:
Tube:
Gate: G1
Total Events: 24640
Y Parameter: FL3-H CD8 PE CY5 (Log)

Quad	Events	% Gated	% Total
UL	52	1.33	0.21
UR	2122	54.38	8.61
LL	760	19.48	3.08
LR	968	24.81	3.93

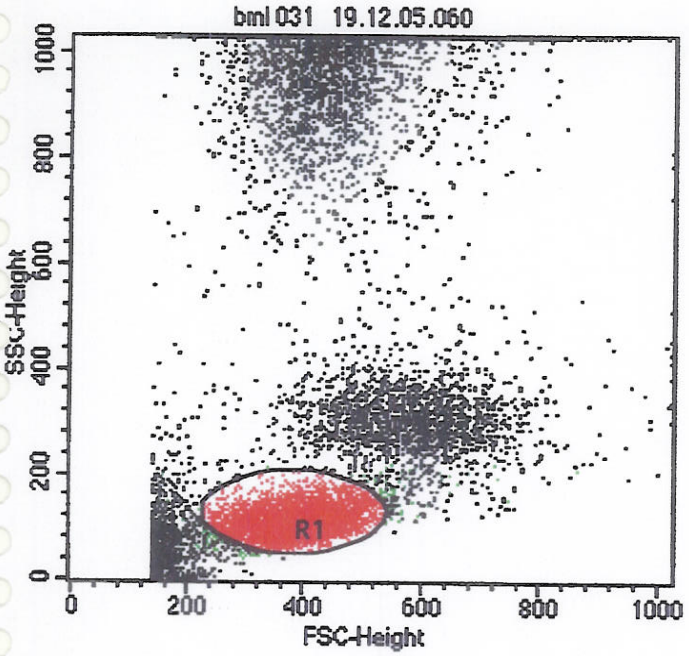

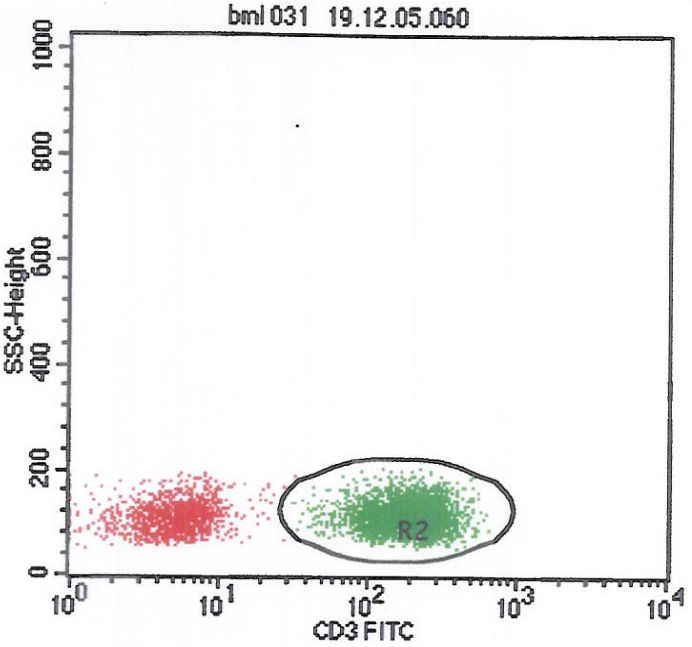

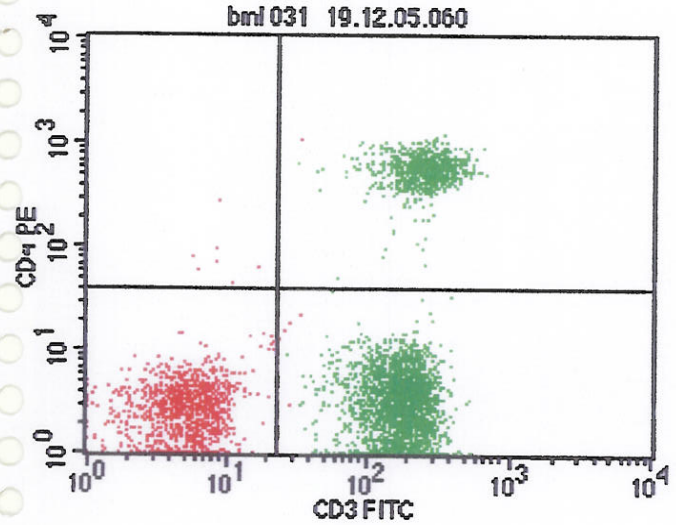

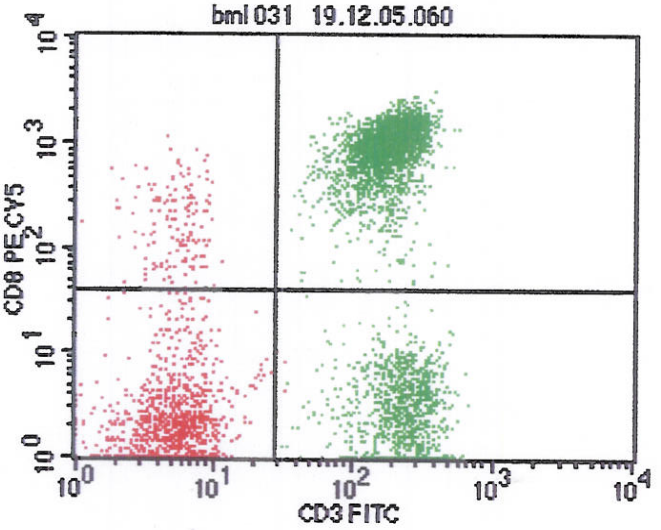

File: bml 031 19.12.05.060
Sample ID:
Tube:
Gate: G1
Total Events: 20689
Y Parameter: FL2-H CD4 PE (Log)

Quad	Events	% Gated	% Total
UL	8	0.17	0.04
UR	843	17.77	4.07
LL	1068	22.52	5.16
LR	2824	59.54	13.65

File: bml 031 19.12.05.060
Sample ID:
Tube:
Gate: G1
Total Events: 20689
Y Parameter: FL3-H CD8 PE CY5 (Log)

Quad	Events	% Gated	% Total
UL	160	3.37	0.77
UR	2649	55.85	12.80
LL	920	19.40	4.45
LR	1014	21.38	4.90

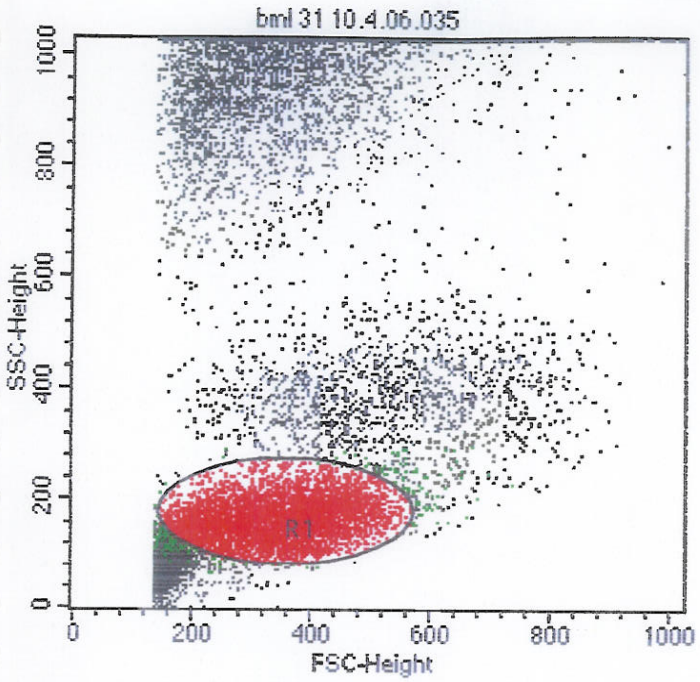

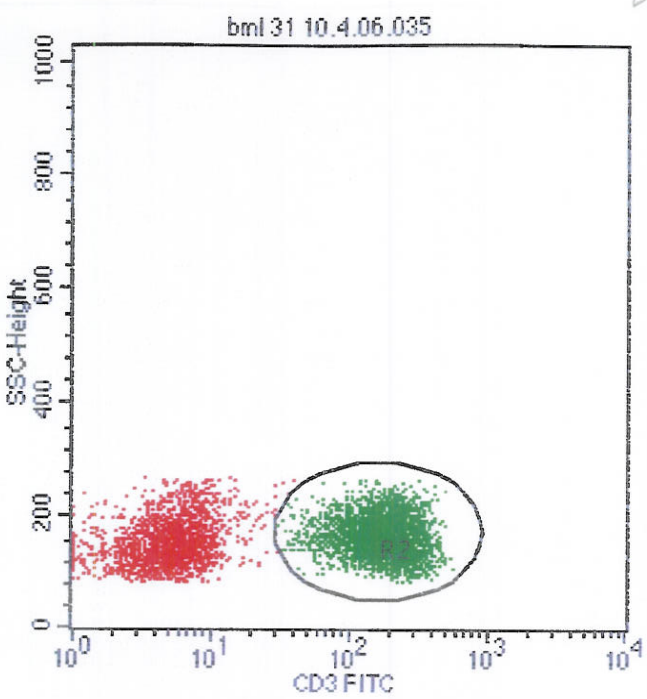

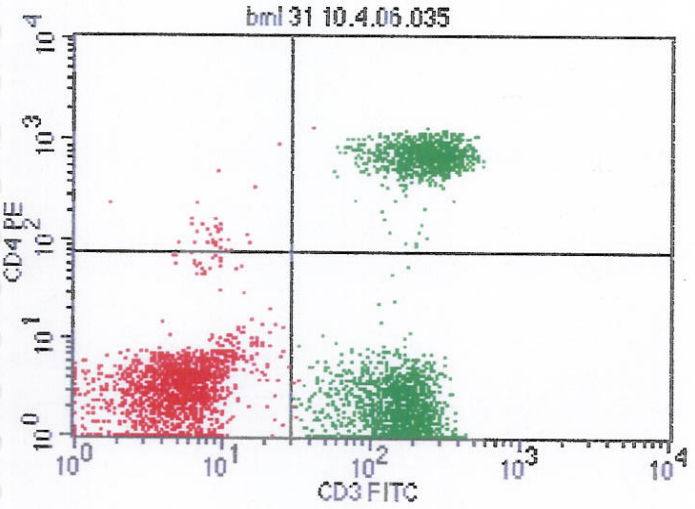

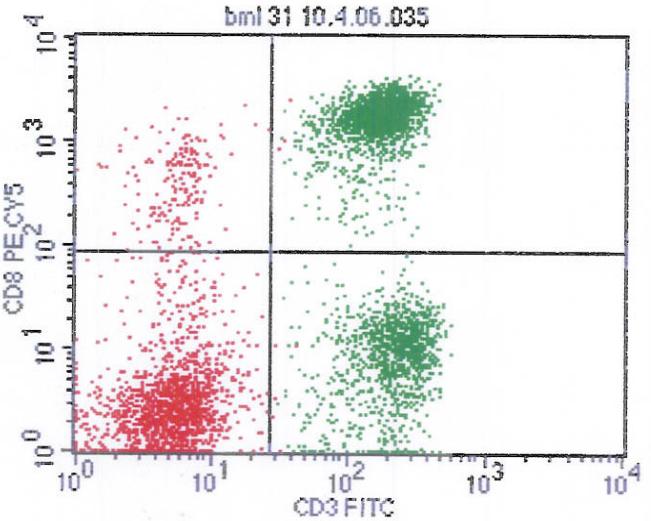

File: bml 31 10.4.06.035
Log Data Units: Linear Values
Sample ID:
Gate: G1
Gated Events: 5139
Total Events: 23622
X Parameter: FL1-H CD3 FITC (Log)
Y Parameter: FL2-H CD4 PE (Log)

Quad	Events	% Gated	% Total
UL	32	0.62	0.14
UR	983	19.13	4.16
LL	1595	31.04	6.75
LR	2529	49.21	10.71

File: bml 31 10.4.06.035
Sample ID:
Tube:
Gate: G1
Total Events: 23622
Y Parameter: FL3-H CD8 PE CY5 (Log)

Quad	Events	% Gated	% Total
UL	162	3.15	0.69
UR	2372	46.16	10.04
LL	1463	28.47	6.19
LR	1142	22.22	4.83

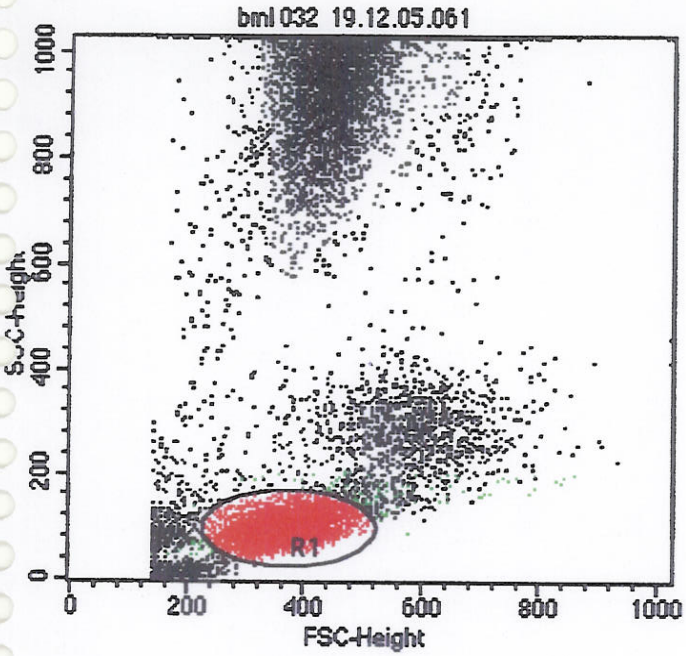

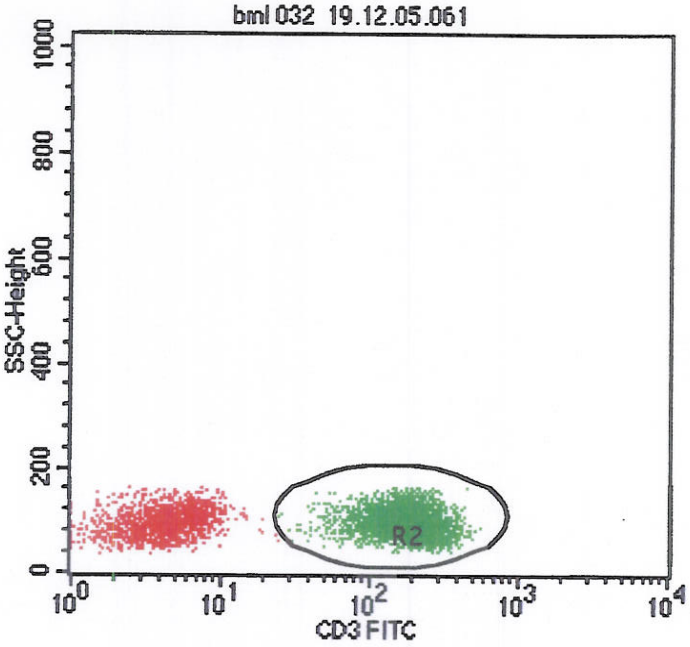

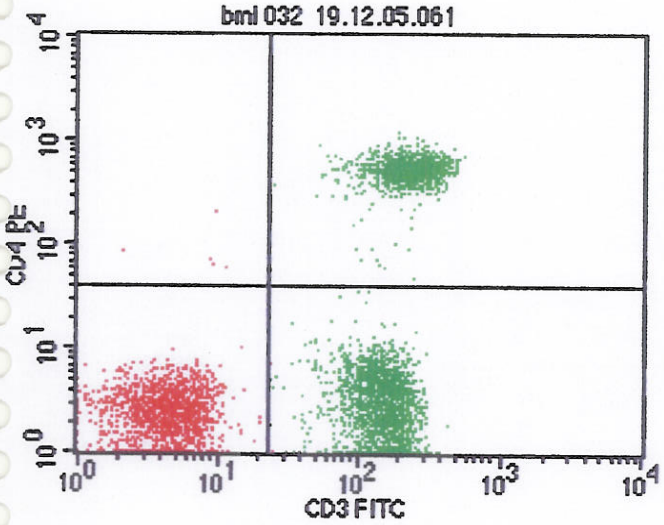

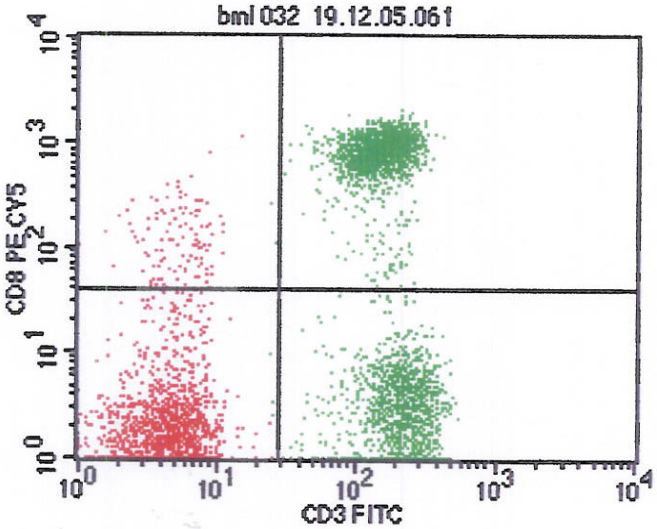

File: bml 032 19.12.05.061
Sample ID:
Tube:
Gate: G1
Total Events: 17065
Y Parameter: FL2-H CD4 PE (Log)

Quad	Events	% Gated	% Total
UL	5	0.11	0.03
UR	1201	25.77	7.04
LL	1436	30.82	8.41
LR	2018	43.30	11.83

File: bml 032 19.12.05.061
Sample ID:
Tube:
Gate: G1
Total Events: 17065
Y Parameter: FL3-H CD8 PE CY5 (Log)

Quad	Events	% Gated	% Total
UL	119	2.55	0.70
UR	1875	40.24	10.99
LL	1329	28.52	7.79
LR	1337	28.69	7.83

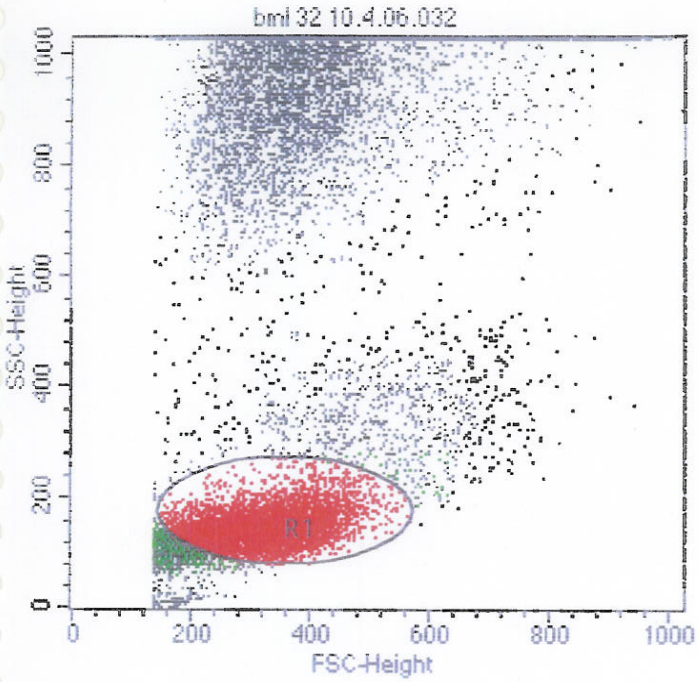

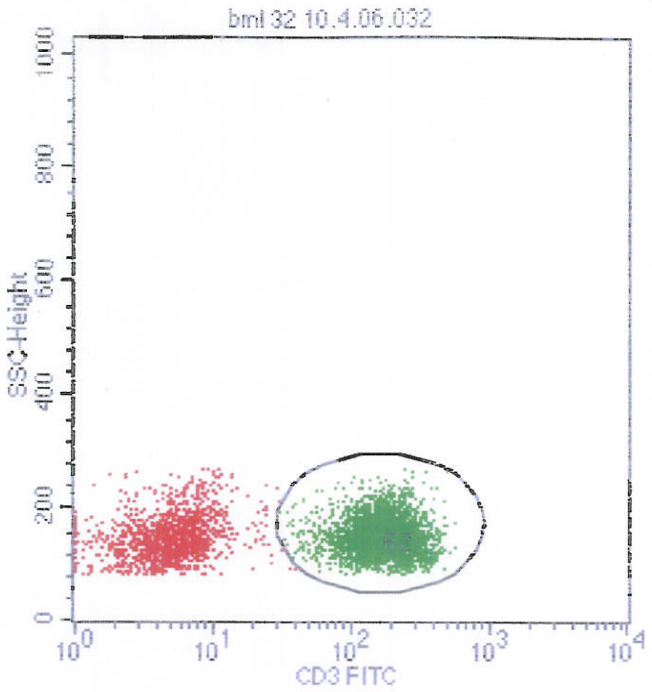

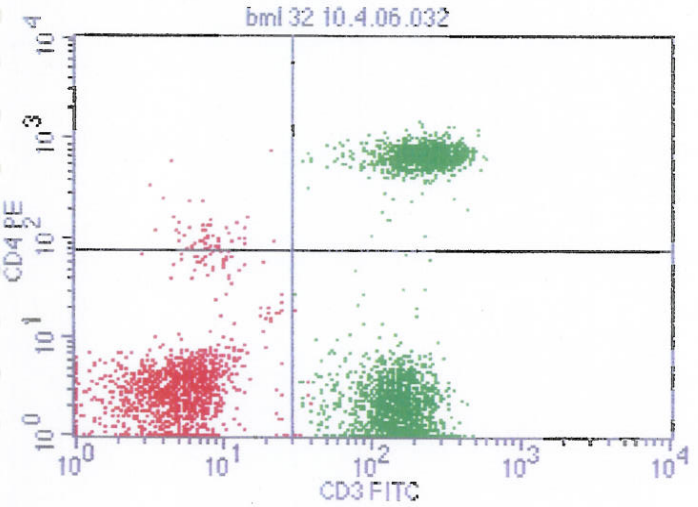

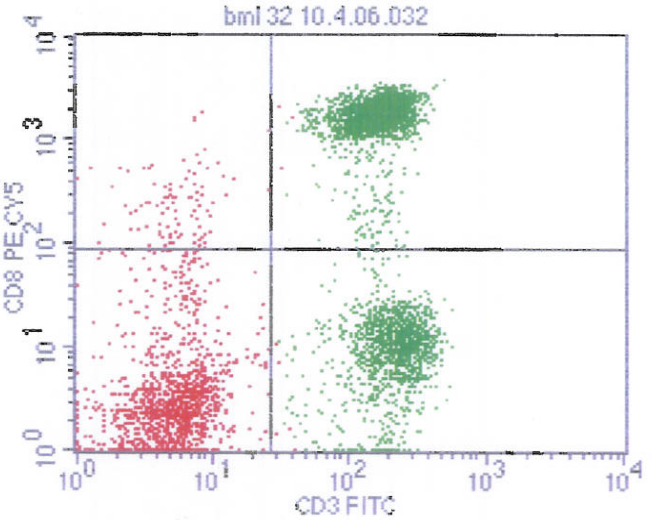

File: bml 32 10.4.06.032
Log Data Units: Linear Values
Sample ID:
Gate: G1
Gated Events: 4745
Total Events: 16719
X Parameter: FL1-H CD3 FITC (Log)
Y Parameter: FL2-H CD4 PE (Log)

Quad	Events	% Gated	% Total
UL	53	1.12	0.32
UR	1017	21.43	6.08
LL	1200	25.29	7.18
LR	2475	52.16	14.80

File: bml 32 10.4.06.032
Sample ID:
Tube:
Gate: G1
Total Events: 16719
Y Parameter: FL3-H CD8 PE CY5 (Log)

Quad	Events	% Gated	% Total
UL	100	2.11	0.60
UR	2332	49.15	13.95
LL	1151	24.26	6.88
LR	1162	24.49	6.95

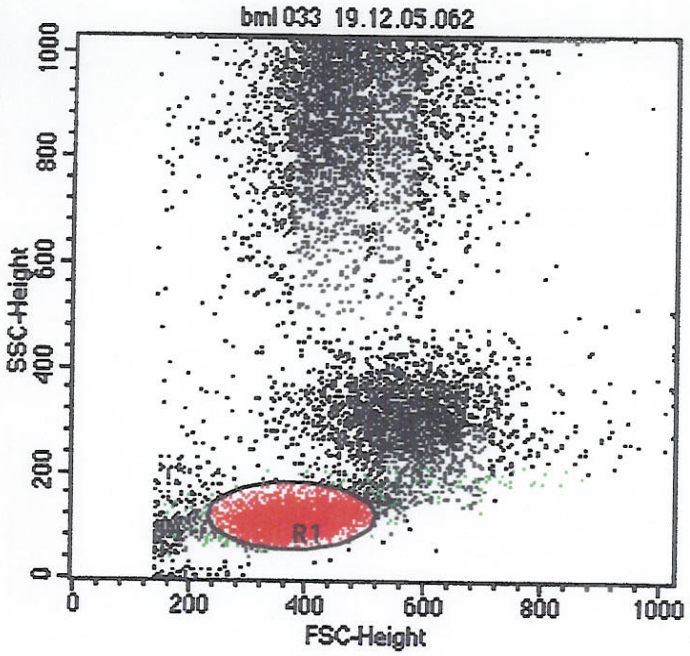

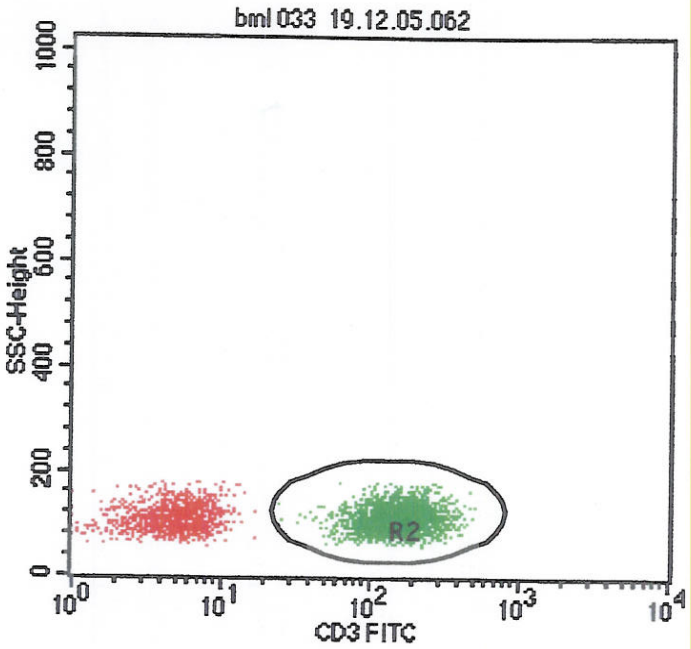

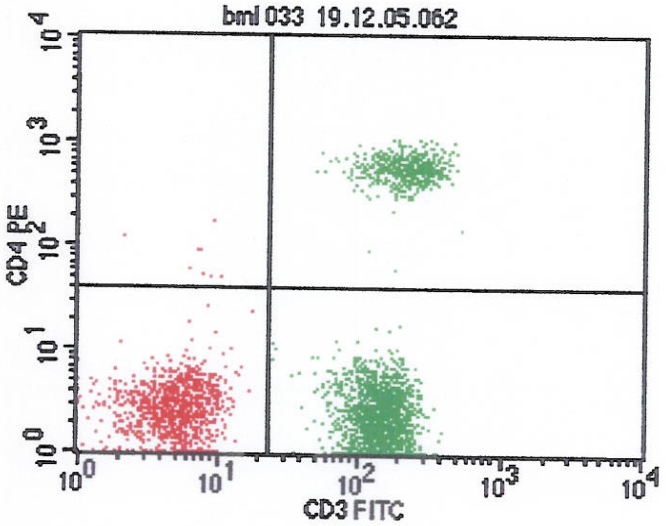

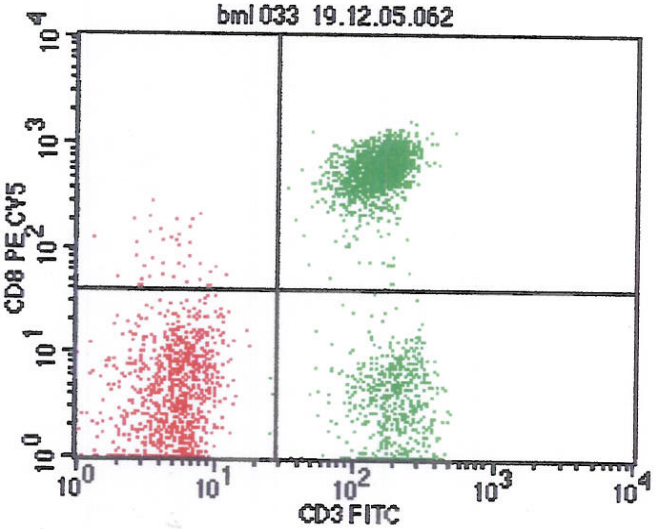

File: bml 033 19.12.05.062
Sample ID:
Tube:
Gate: G1
Total Events: 13680
Y Parameter: FL2-H CD4 PE (Log)

Quad	Events	% Gated	% Total
UL	8	0.22	0.06
UR	549	15.28	4.01
LL	981	27.30	7.17
LR	2055	57.19	15.02

File: bml 033 19.12.05.062
Sample ID:
Tube:
Gate: G1
Total Events: 13680
Y Parameter: FL3-H CD8 PE CY5 (Log)

Quad	Events	% Gated	% Total
UL	43	1.20	0.31
UR	1987	55.30	14.52
LL	949	26.41	6.94
LR	614	17.09	4.49

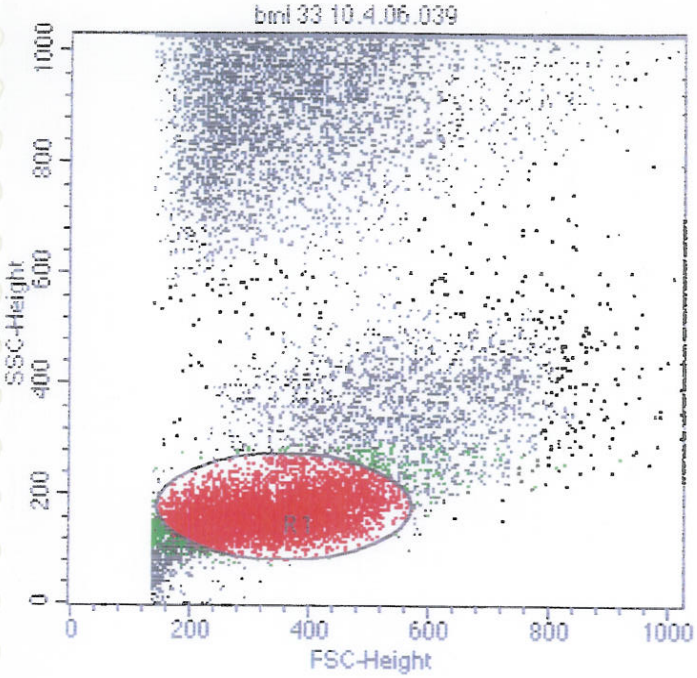

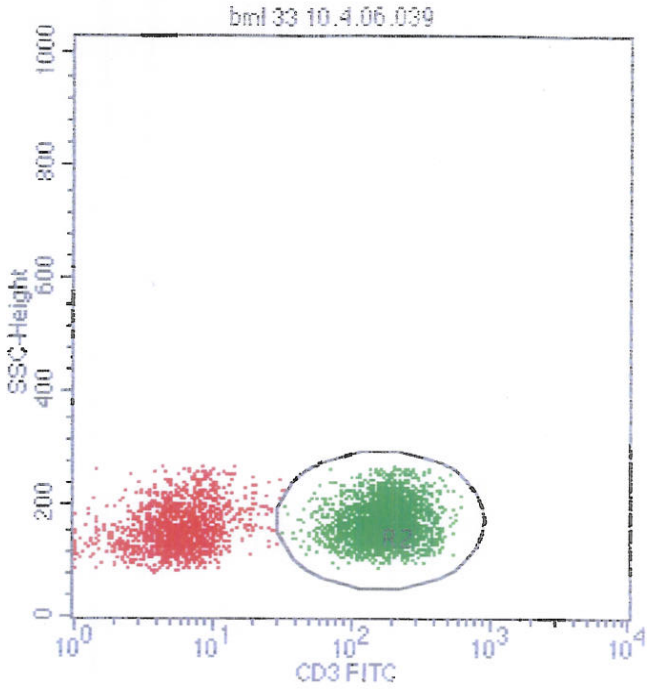

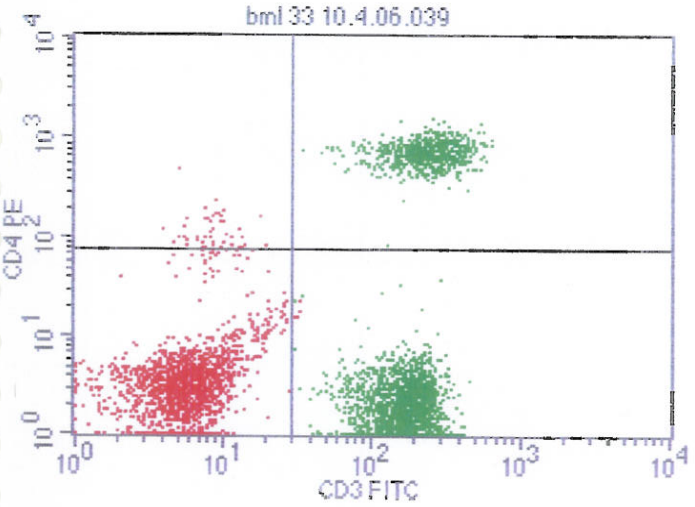

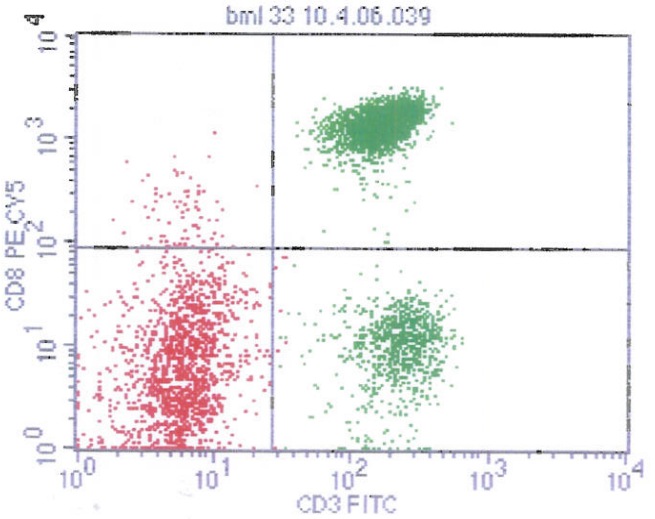

File: bml 33 10.4.06.039
Log Data Units: Linear Values
Sample ID:
Gate: G1
Gated Events: 5492
Total Events: 19443
X Parameter: FL1-H CD3 FITC (Log)
Y Parameter: FL2-H CD4 PE (Log)

Quad	Events	% Gated	% Total
UL	46	0.84	0.24
UR	679	12.36	3.49
LL	1478	26.91	7.60
LR	3289	59.89	16.92

File: bml 33 10.4.06.039
Sample ID:
Tube:
Gate: G1
Total Events: 19443
Y Parameter: FL3-H CD8 PE CY5 (Log)

Quad	Events	% Gated	% Total
UL	77	1.40	0.40
UR	3210	58.45	16.51
LL	1443	26.27	7.42
LR	762	13.87	3.92

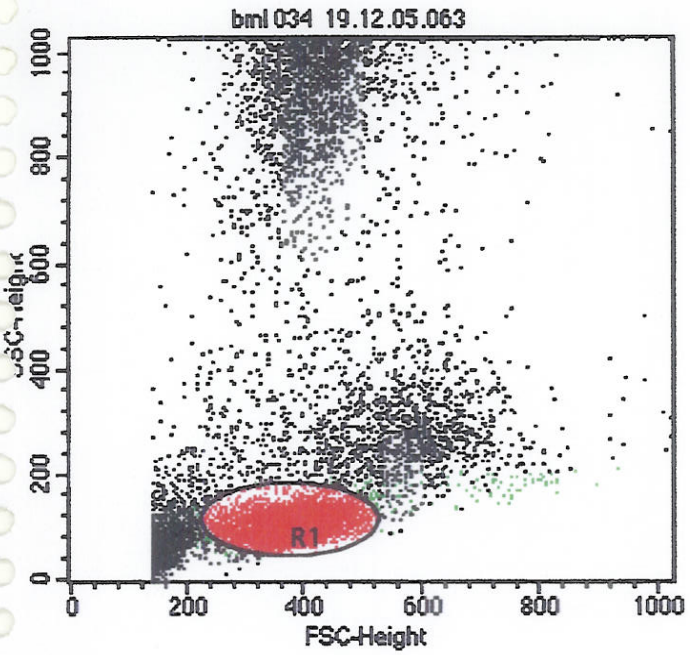

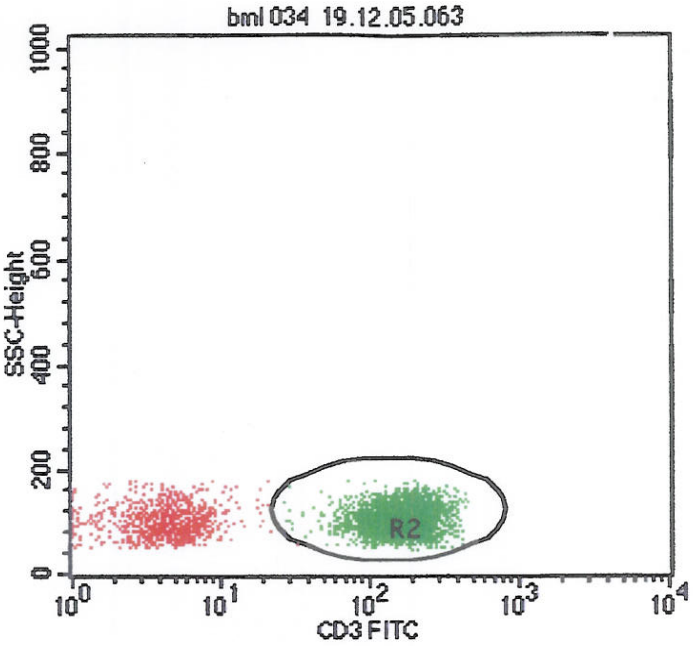

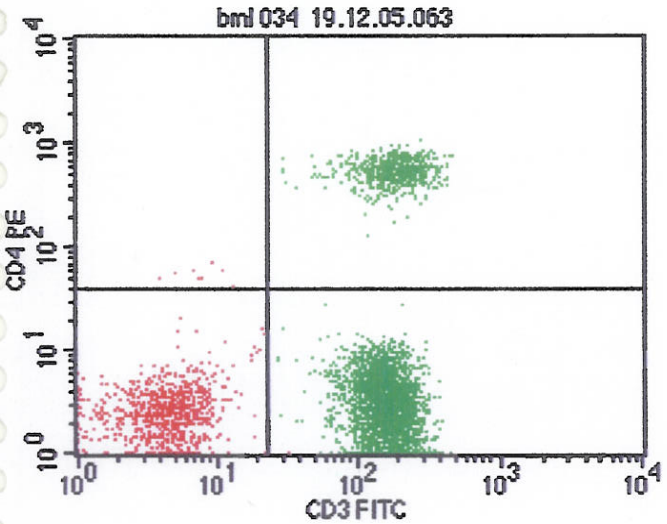

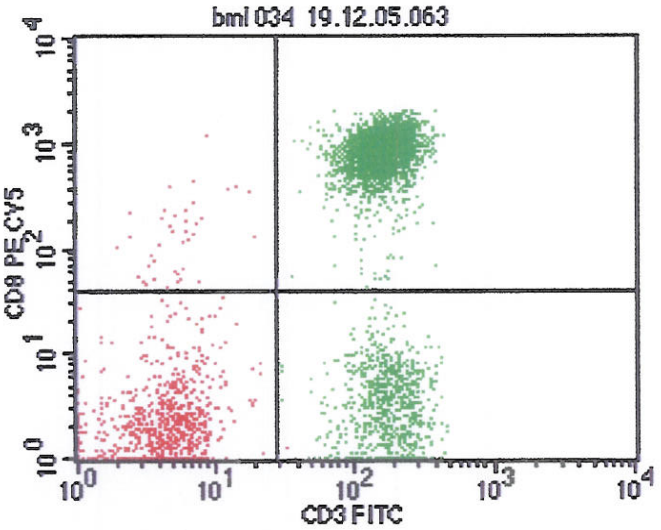

File: bml 034 19.12.05.063
Sample ID:
Tube:
Gate: G1
Total Events: 15982
Y Parameter: FL2-H CD4 PE (Log)

Quad	Events	% Gated	% Total
UL	8	0.18	0.05
UR	705	16.09	4.41
LL	789	18.01	4.94
LR	2879	65.72	18.01

File: bml 034 19.12.05.063
Sample ID:
Tube:
Gate: G1
Total Events: 15982
Y Parameter: FL3-H CD8 PE CY5 (Log)

Quad	Events	% Gated	% Total
UL	43	0.98	0.27
UR	2758	62.95	17.26
LL	756	17.26	4.73
LR	824	18.81	5.16

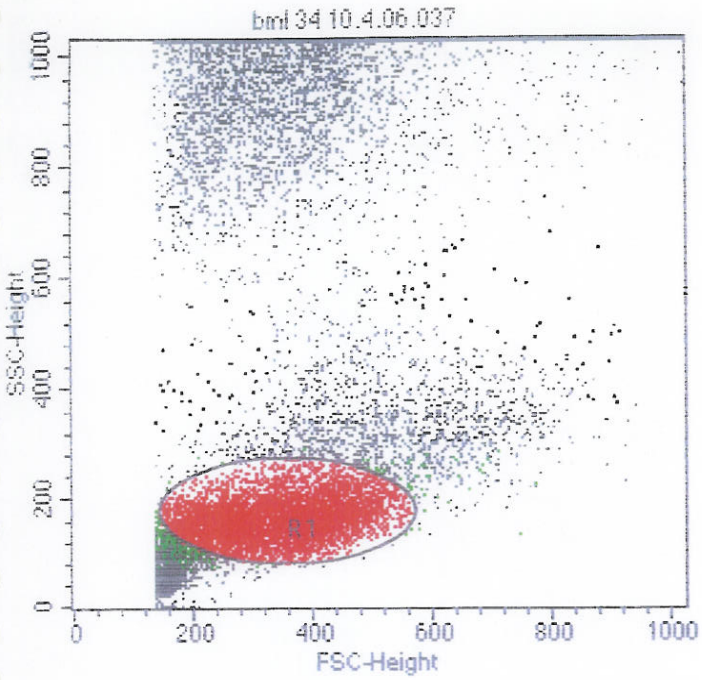

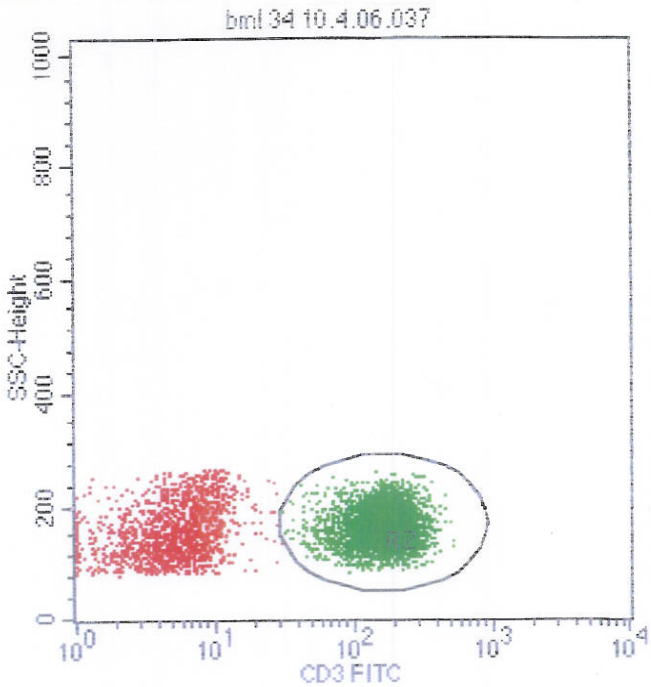

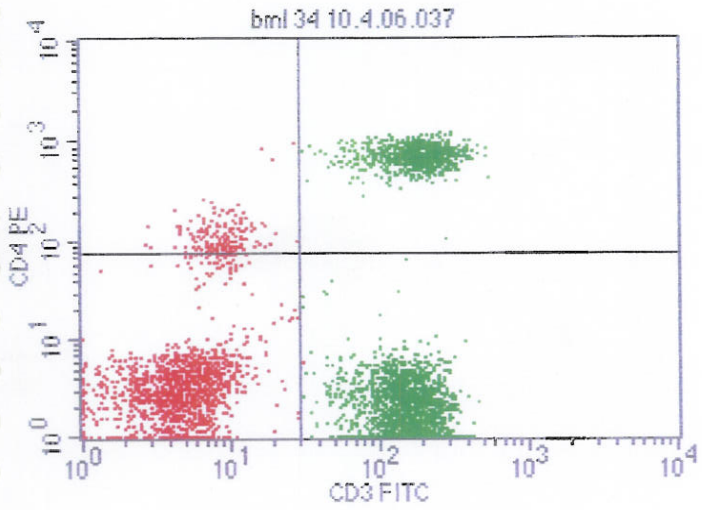

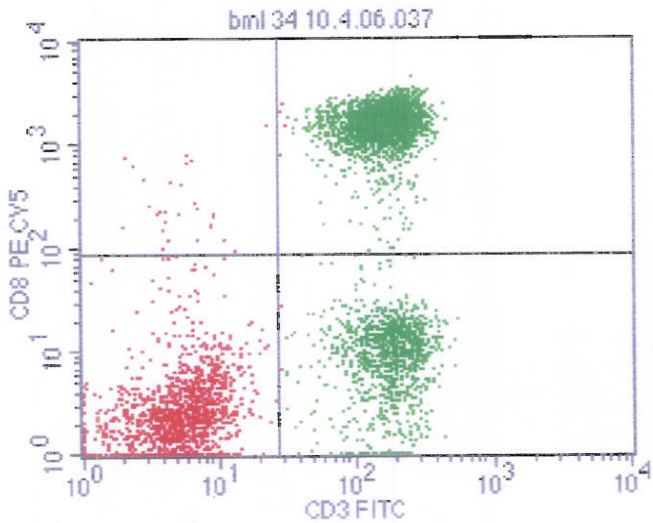

File: bml 34 10.4.06.037
Log Data Units: Linear Values
Sample ID:
Gate: G1
Gated Events: 5136
Total Events: 21073
X Parameter: FL1-H CD3 FITC (Log)
Y Parameter: FL2-H CD4 PE (Log)

Quad	Events	% Gated	% Total
UL	160	3.12	0.76
UR	879	17.11	4.17
LL	1242	24.18	5.89
LR	2855	55.59	13.55

File: bml 34 10.4.06.037
Sample ID:
Tube:
Gate: G1
Total Events: 21073
Y Parameter: FL3-H CD8 PE CY5 (Log)

Quad	Events	% Gated	% Total
UL	28	0.55	0.13
UR	2719	52.94	12.90
LL	1368	26.64	6.49
LR	1021	19.88	4.85

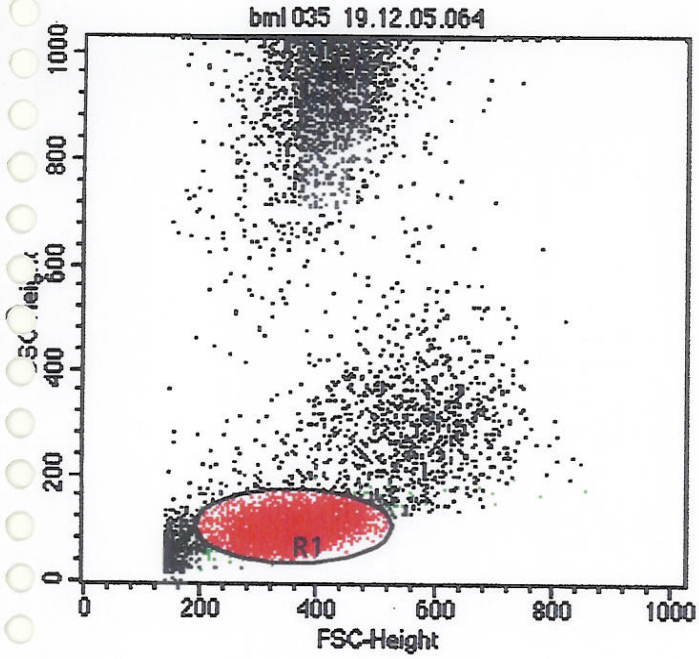

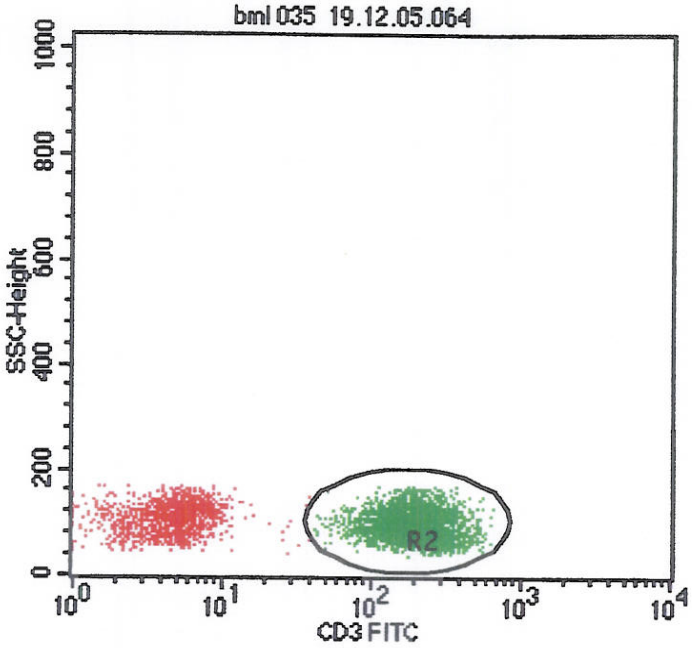

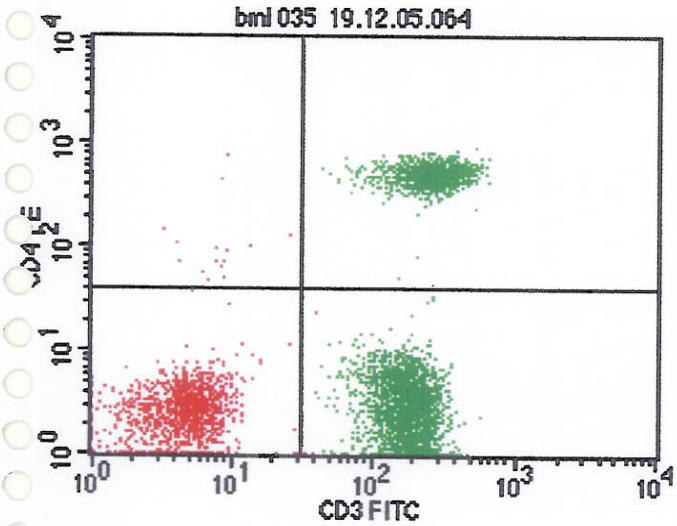

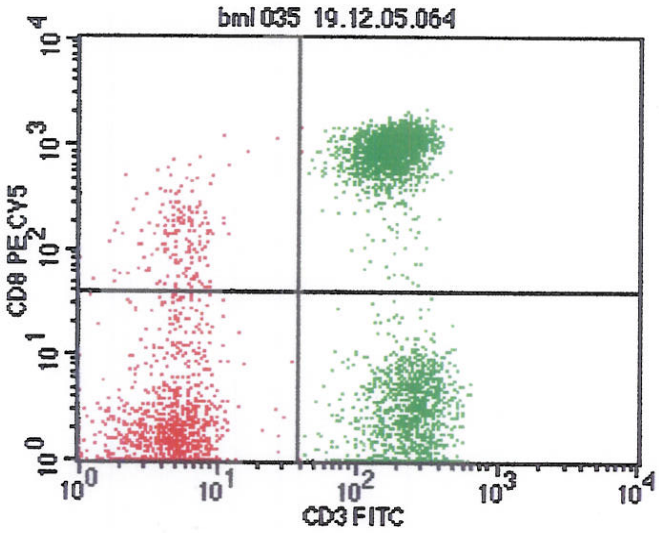

File: bml 035 19.12.05.064
Sample ID:
Tube:
Gate: G1
Total Events: 12999
Y Parameter: FL2-H CD4 PE (Log)

Quad	Events	% Gated	% Total
UL	16	0.34	0.12
UR	1133	23.80	8.72
LL	1158	24.33	8.91
LR	2453	51.53	18.87

File: bml 035 19.12.05.064
Sample ID:
Tube:
Gate: G1
Total Events: 12999
Y Parameter: FL3-H CD8 PE CY5 (Log)

Quad	Events	% Gated	% Total
UL	179	3.76	1.38
UR	2283	47.96	17.56
LL	996	20.92	7.66
LR	1302	27.35	10.02

METROPOLIS HEALTH SERVICES
MUMBAI

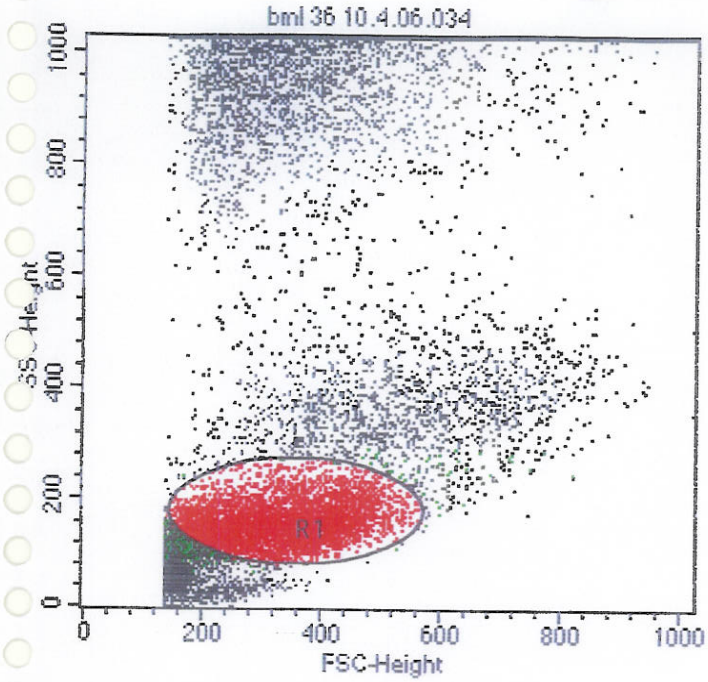

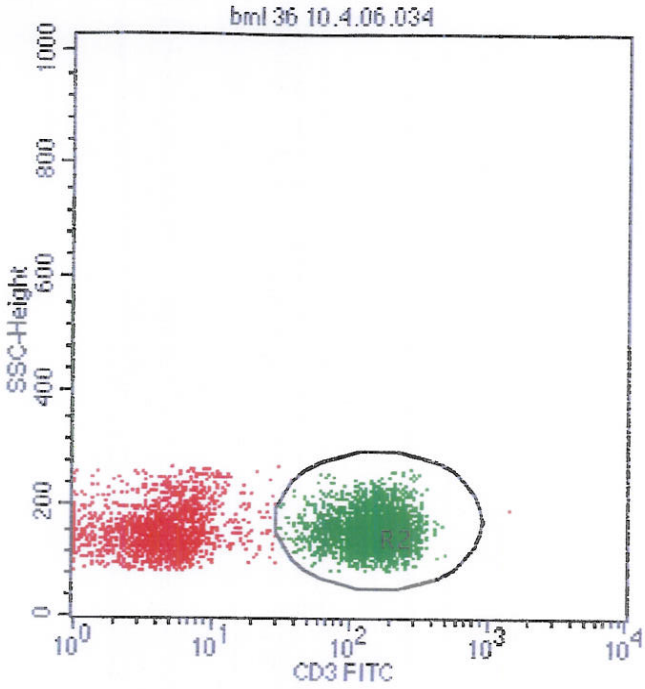

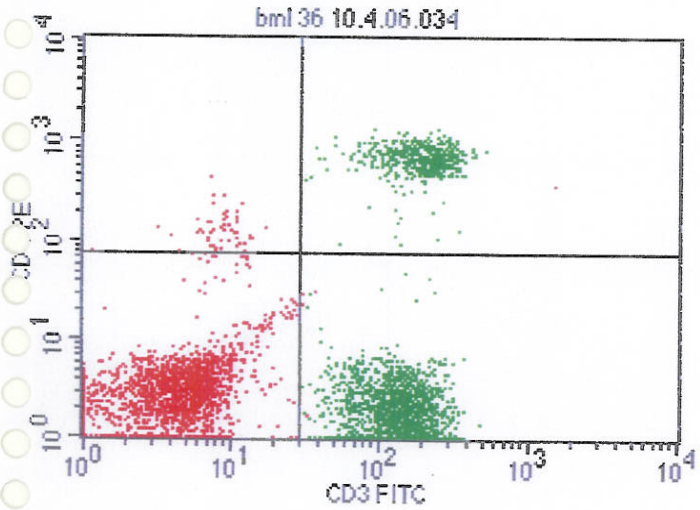

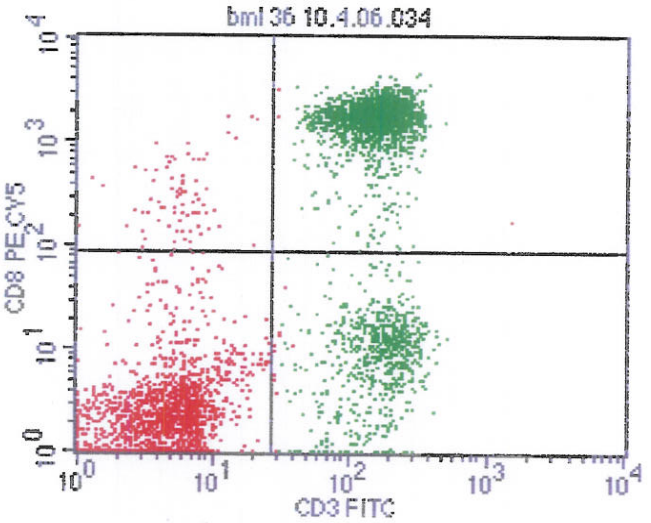

File: bml 36 10.4.06.034
Log Data Units: Linear Values
Sample ID:
Gate: G1
Gated Events: 4673
Total Events: 22547
X Parameter: FL1-H CD3 FITC (Log)
Y Parameter: FL2-H CD4 PE (Log)

Quad	Events	% Gated	% Total
UL	57	1.22	0.25
UR	534	11.43	2.37
LL	1653	35.37	7.33
LR	2429	51.98	10.77

File: bml 36 10.4.06.034
Sample ID:
Tube:
Gate: G1
Total Events: 22547
Y Parameter: FL3-H CD8 PE CY5 (Log)

Quad	Events	% Gated	% Total
UL	80	1.71	0.35
UR	2277	48.73	10.10
LL	1623	34.73	7.20
LR	693	14.83	3.07

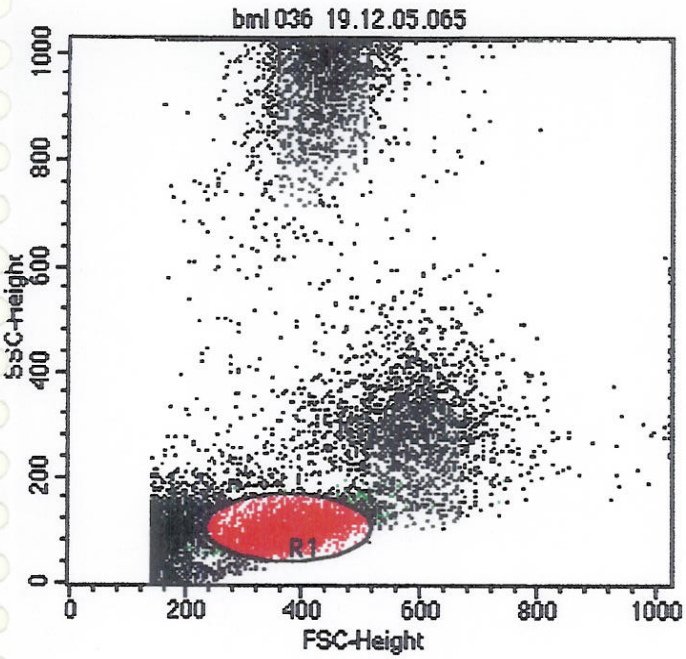

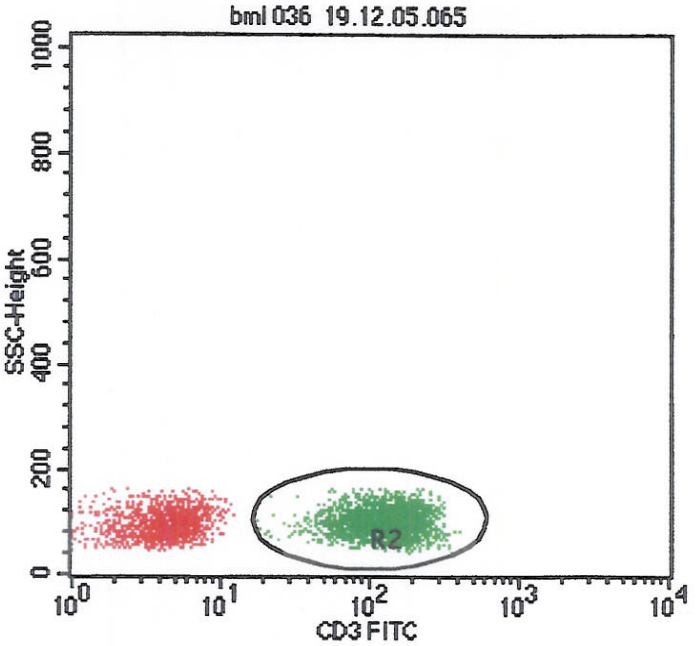

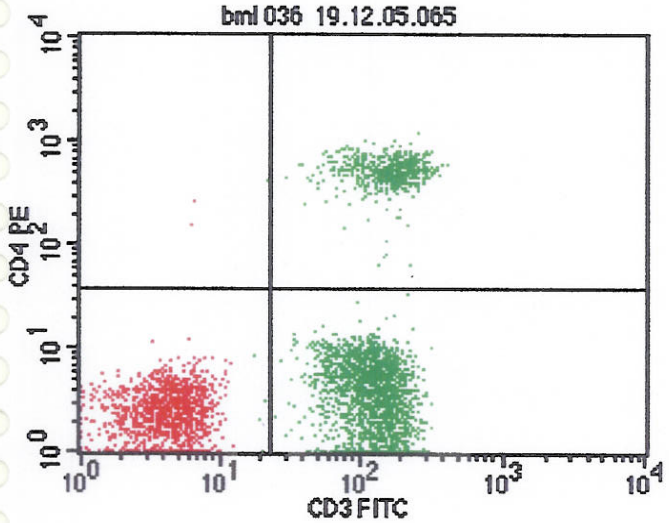

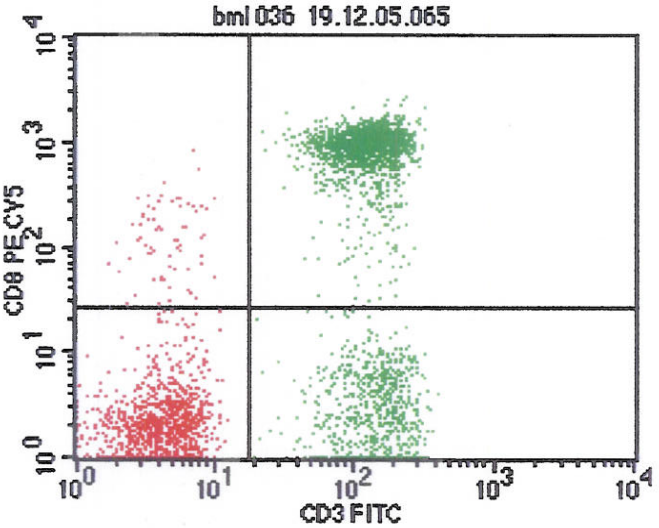

File: bml 036 19.12.05.065
Sample ID:
Tube:
Gate: G1
Total Events: 22038
Y Parameter: FL2-H CD4 PE (Log)

Quad	Events	% Gated	% Total
UL	3	0.08	0.01
UR	569	15.70	2.58
LL	1105	30.48	5.01
LR	1948	53.74	8.84

File: bml 036 19.12.05.065
Sample ID:
Tube:
Gate: G1
Total Events: 22038
Y Parameter: FL3-H CD8 PE CY5 (Log)

Quad	Events	% Gated	% Total
UL	69	1.90	0.31
UR	1827	50.40	8.29
LL	1034	28.52	4.69
LR	695	19.17	3.15

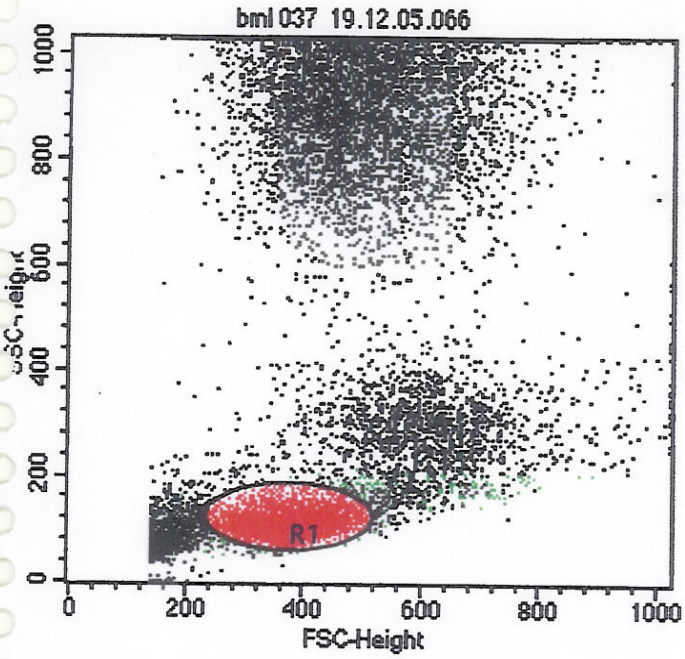

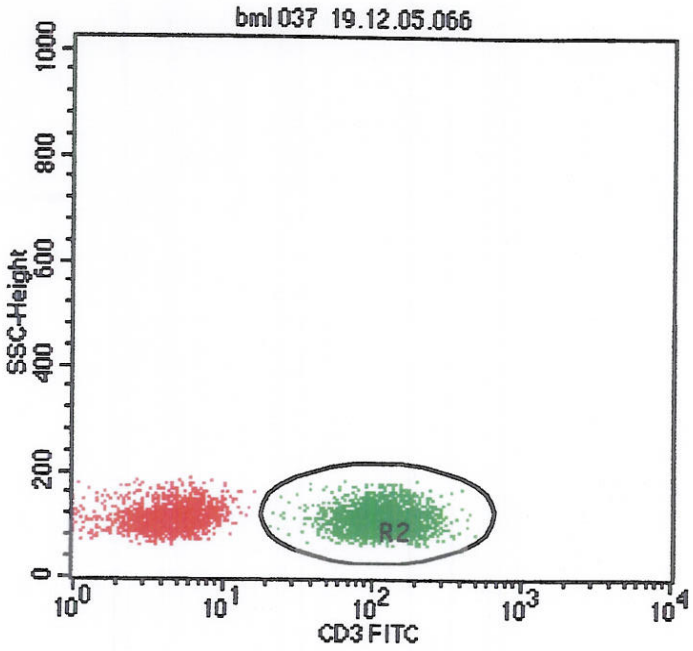

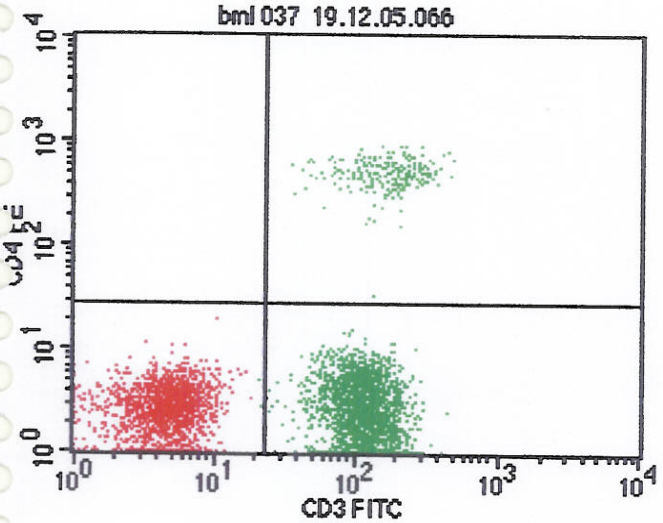

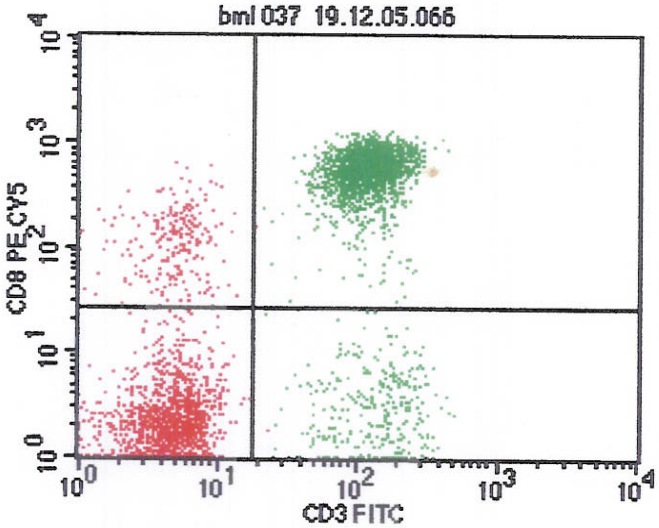

File: bml 037 19.12.05.066
Sample ID:
Tube:
Gate: G1
Total Events: 17810
Y Parameter: FL2-H CD4 PE (Log)

Quad	Events	% Gated	% Total
UL	0	0.00	0.00
UR	228	5.28	1.28
LL	1556	36.04	8.74
LR	2533	58.68	14.22

File: bml 037 19.12.05.066
Sample ID:
Tube:
Gate: G1
Total Events: 17810
Y Parameter: FL3-H CD8 PE CY5 (Log)

Quad	Events	% Gated	% Total
UL	226	5.24	1.27
UR	2436	56.43	13.68
LL	1327	30.74	7.45
LR	328	7.60	1.84

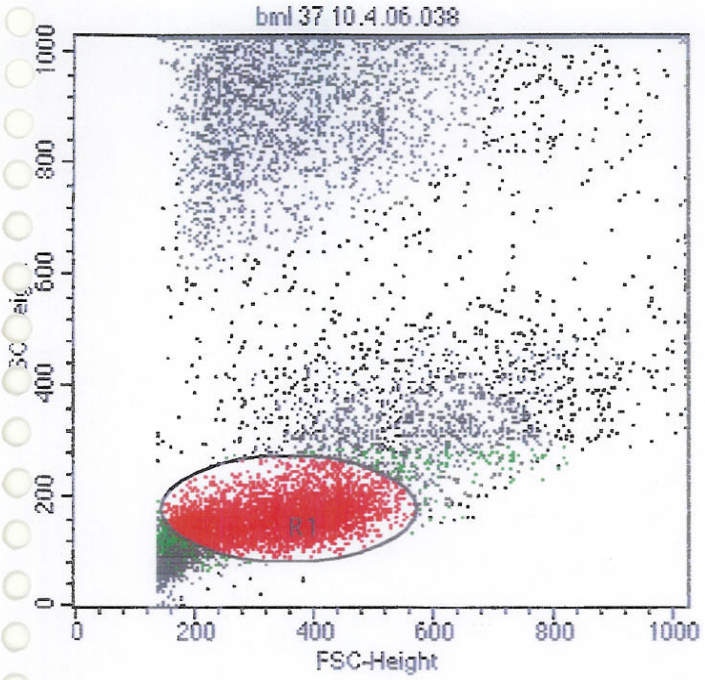

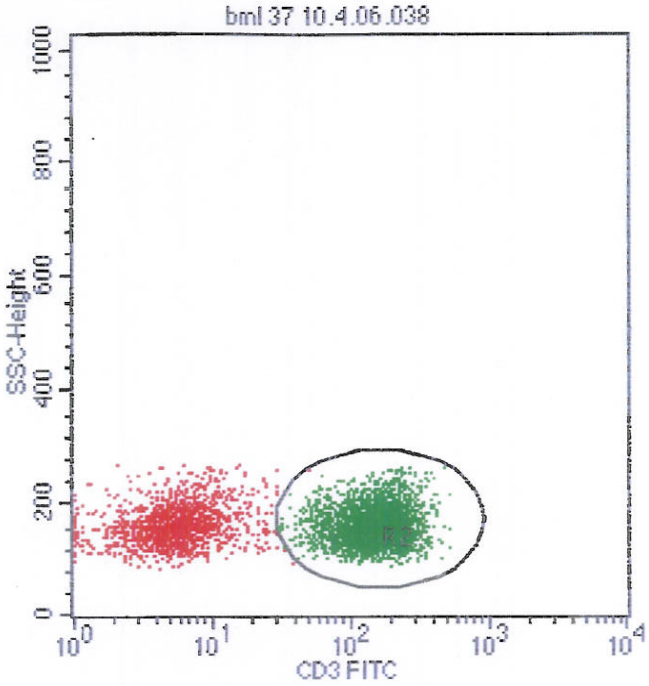

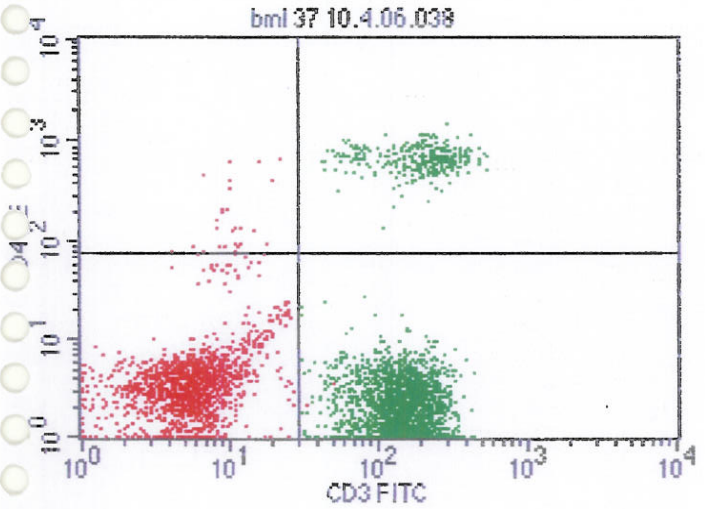

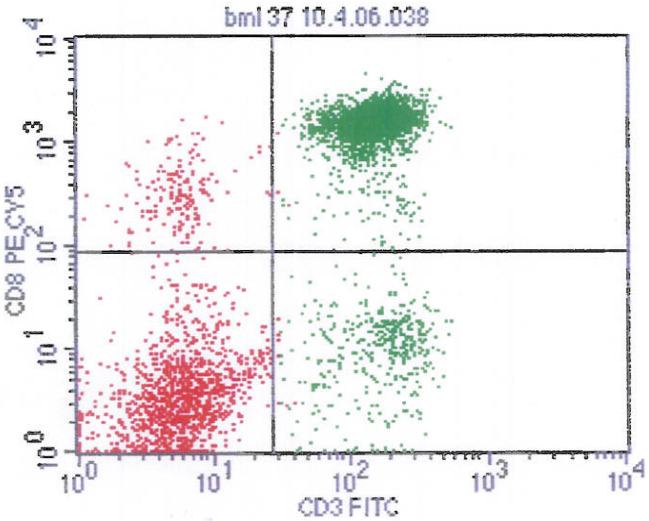

File: bml 37 10.4.06.038
Log Data Units: Linear Values
Sample ID:
Gate: G1
Gated Events: 4966
Total Events: 13650
X Parameter: FL1-H CD3 FITC (Log)
Y Parameter: FL2-H CD4 PE (Log)

Quad	Events	% Gated	% Total
UL	28	0.56	0.21
UR	319	6.42	2.34
LL	1343	27.04	9.84
LR	3276	65.97	24.00

File: bml 37 10.4.06.038
Sample ID:
Tube:
Gate: G1
Total Events: 13650
Y Parameter: FL3-H CD8 PE CY5 (Log)

Quad	Events	% Gated	% Total
UL	169	3.40	1.24
UR	3198	64.40	23.43
LL	1198	24.12	8.78
LR	401	8.07	2.94

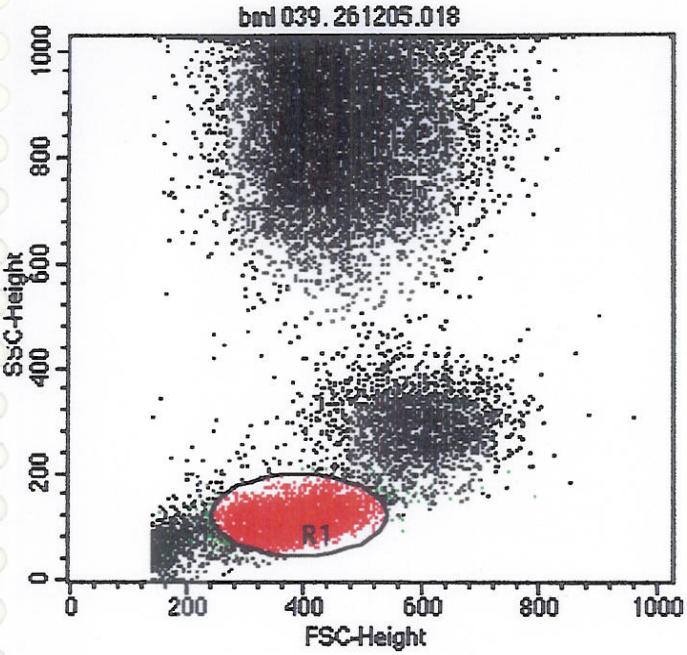

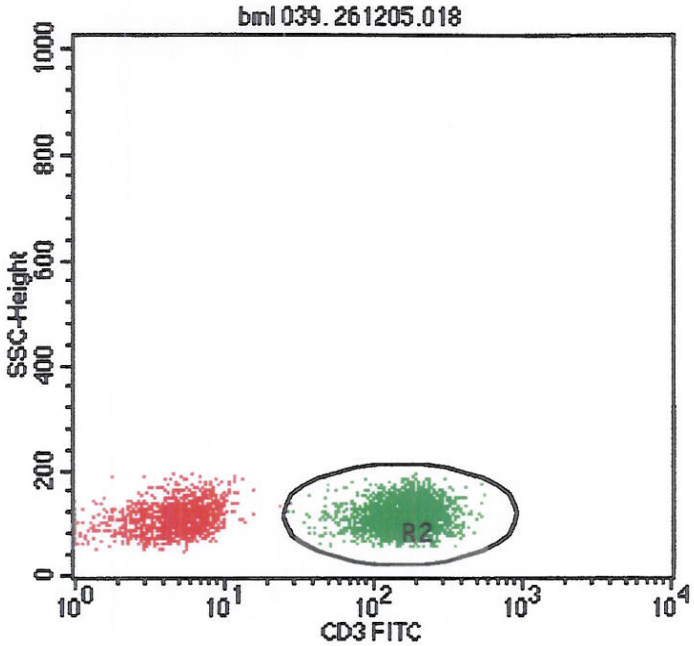

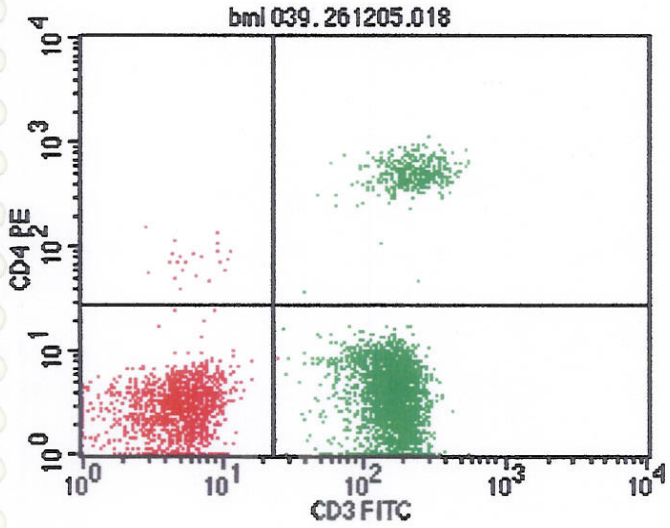

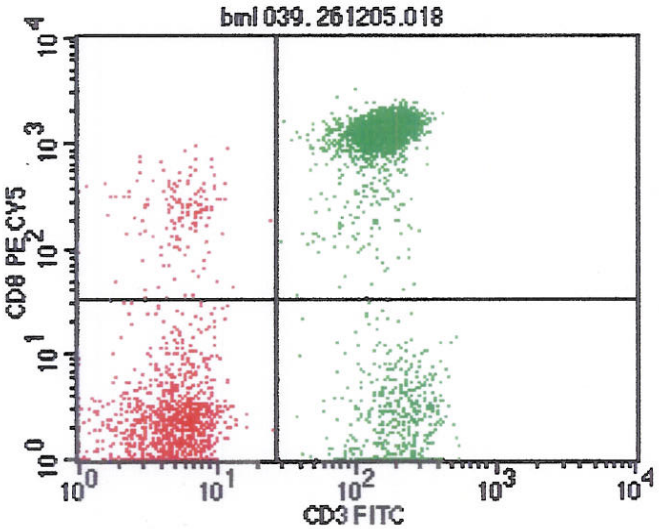

File: bml 039. 261205.018
Sample ID:
Tube:
Gate: G1
Total Events: 20857
Y Parameter: FL2-H CD4 PE (Log)

Quad	Events	% Gated	% Total
UL	23	0.50	0.11
UR	382	8.26	1.83
LL	1268	27.40	6.08
LR	2954	63.84	14.16

File: bml 039. 261205.018
Sample ID:
Tube:
Gate: G1
Total Events: 20857
Y Parameter: FL3-H CD8 PE CY5 (Log)

Quad	Events	% Gated	% Total
UL	154	3.33	0.74
UR	2801	60.54	13.43
LL	1139	24.62	5.46
LR	533	11.52	2.56

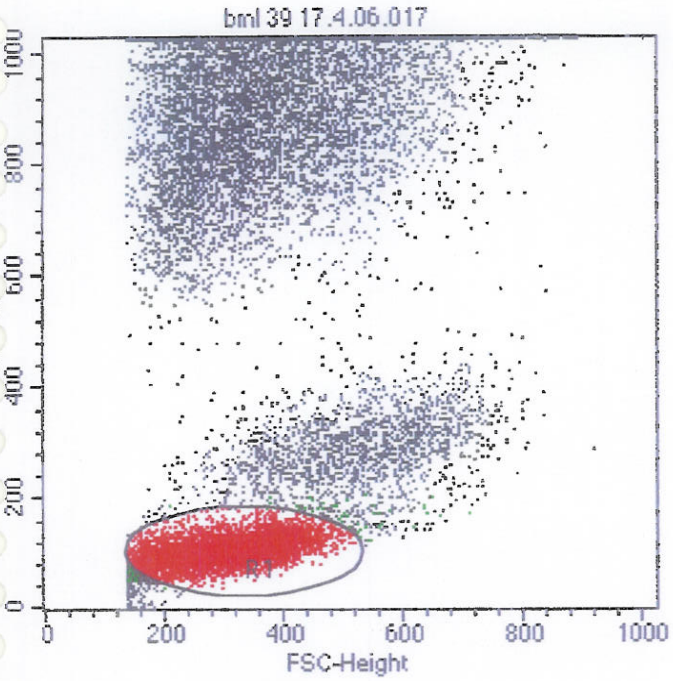

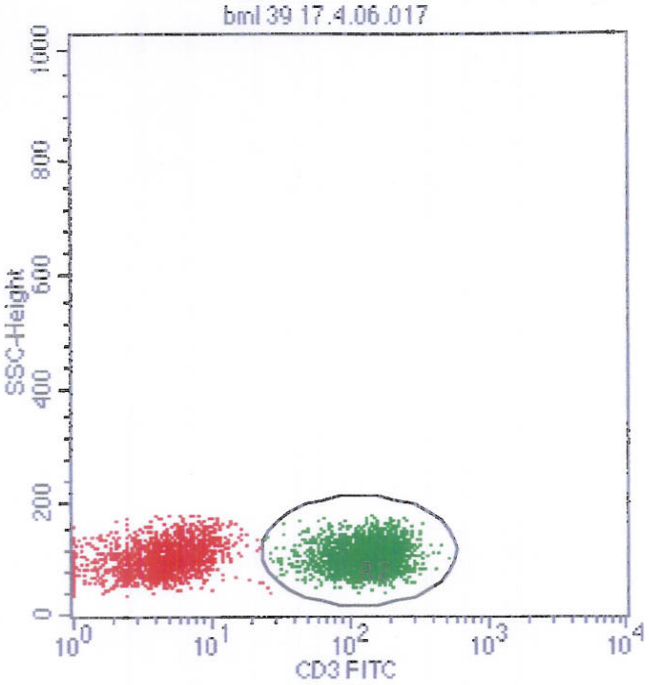

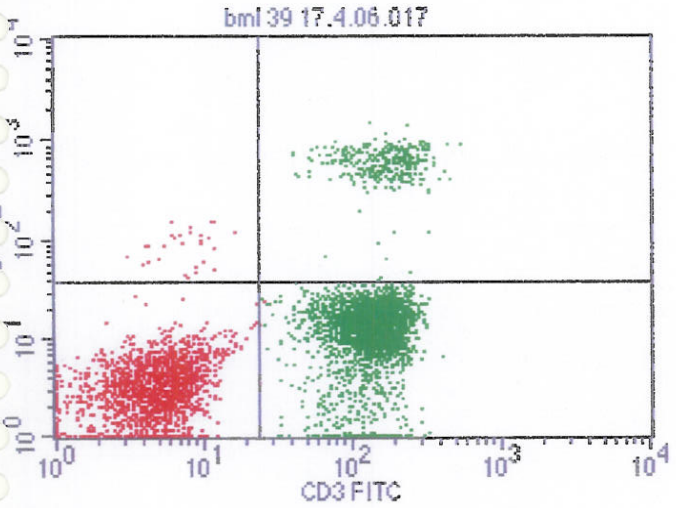

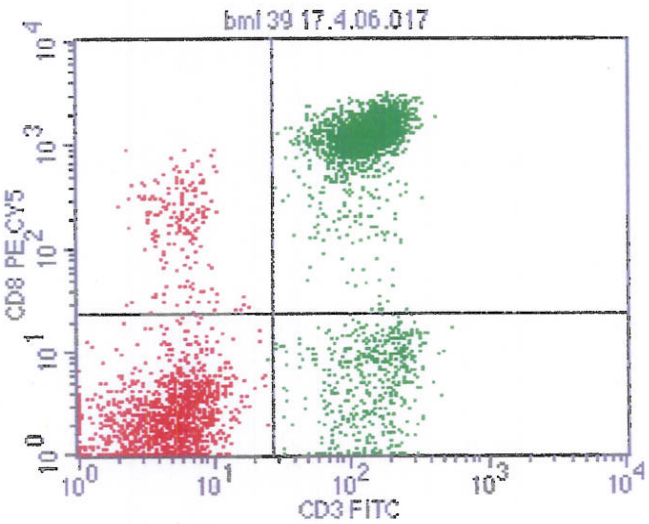

File: bml 39 17.4.06.017
Log Data Units: Linear Values
Sample ID:
Gate: G1
Gated Events: 5076
Total Events: 16968
X Parameter: FL1-H CD3 FITC (Log)
Y Parameter: FL2-H CD4 PE (Log)

Quad	Events	% Gated	% Total
UL	30	0.59	0.18
UR	323	6.36	1.90
LL	1584	31.21	9.34
LR	3139	61.84	18.50

File: bml 39 17.4.06.017
Sample ID:
Tube:
Gate: G1
Total Events: 16968
Y Parameter: FL3-H CD8 PE CY5 (Log)

Quad	Events	% Gated	% Total
UL	192	3.78	1.13
UR	2989	58.88	17.62
LL	1425	28.07	8.40
LR	470	9.26	2.77

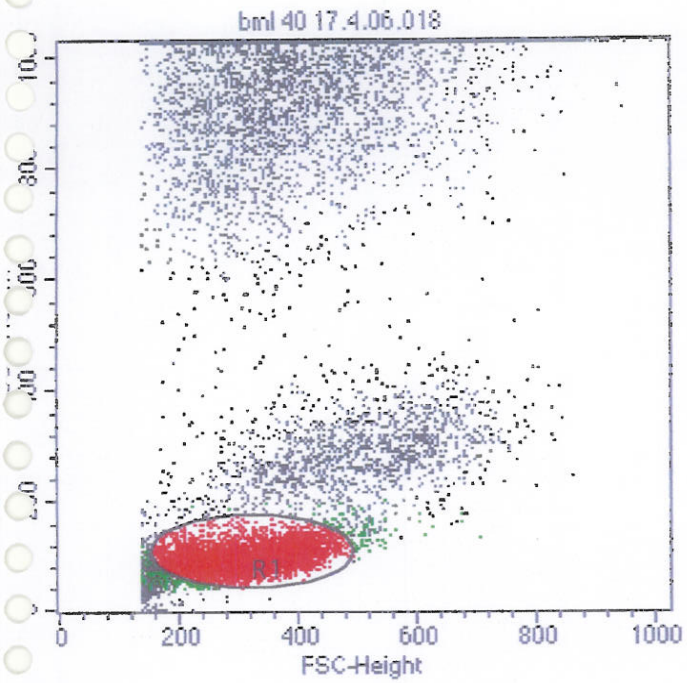

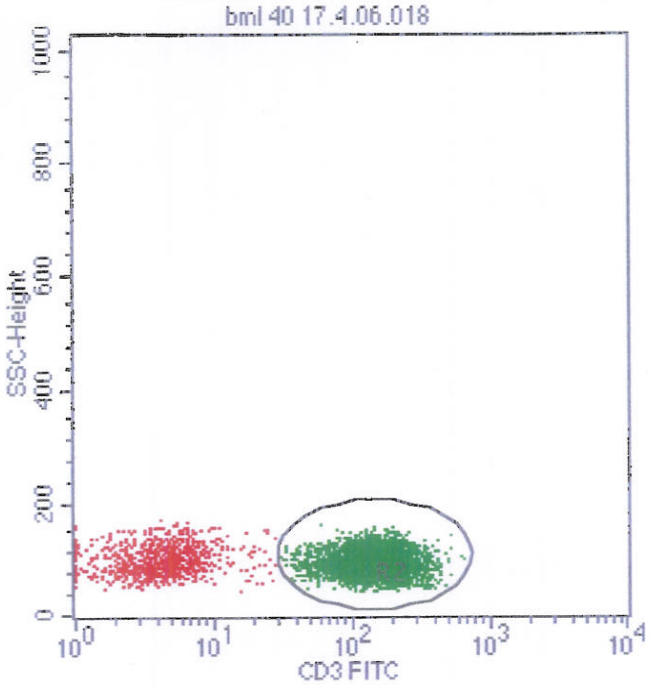

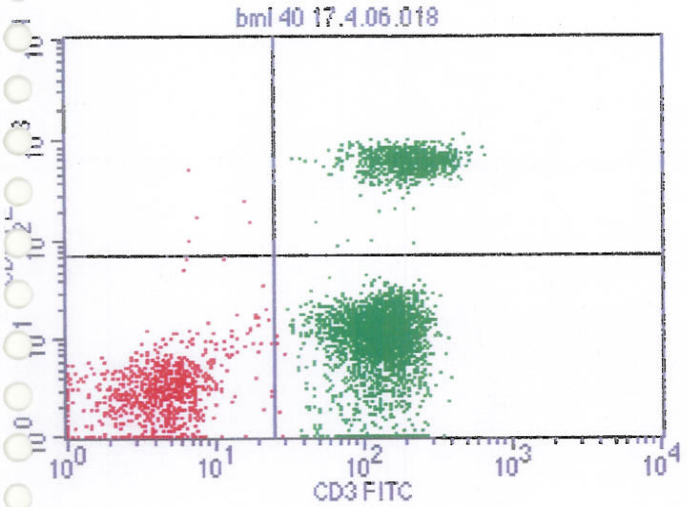

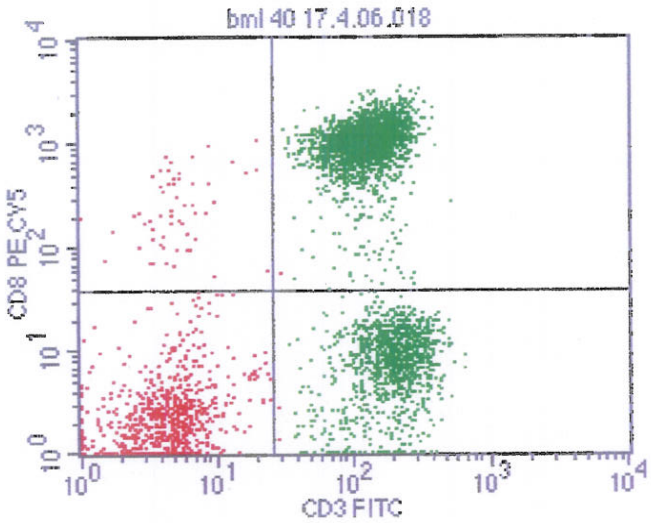

File: bml 40 17.4.06.018
Log Data Units: Linear Values
Sample ID:
Gate: G1
Gated Events: 4702
Total Events: 14847
X Parameter: FL1-H CD3 FITC (Log)
Y Parameter: FL2-H CD4 PE (Log)

Quad	Events	% Gated	% Total
UL	5	0.11	0.03
UR	937	19.93	6.31
LL	821	17.46	5.53
LR	2939	62.51	19.80

File: bml 40 17.4.06.018
Sample ID:
Tube:
Gate: G1
Total Events: 14847
Y Parameter: FL3-H CD8 PE CY5 (Log)

Quad	Events	% Gated	% Total
UL	58	1.23	0.39
UR	2803	59.61	18.88
LL	770	16.38	5.19
LR	1071	22.78	7.21

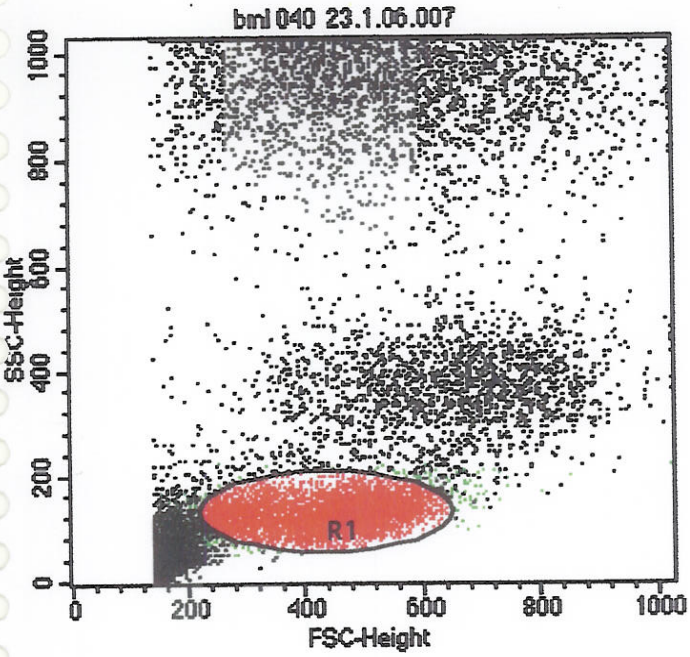

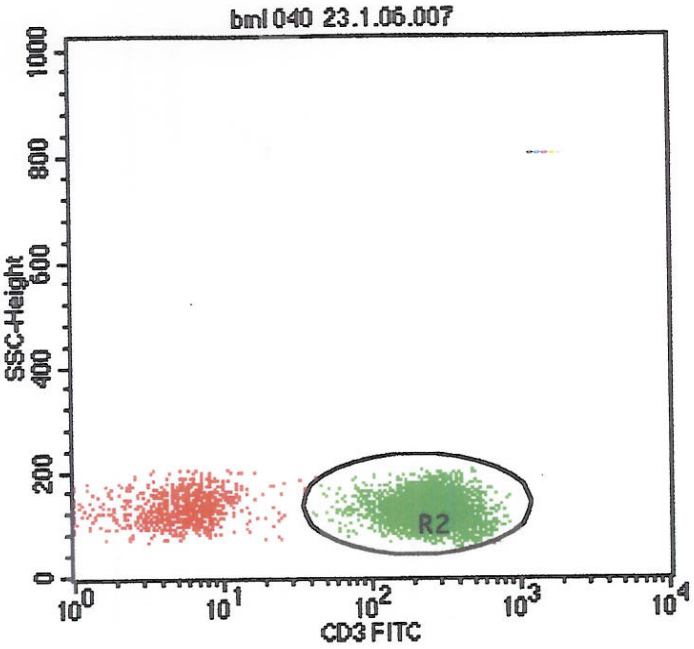

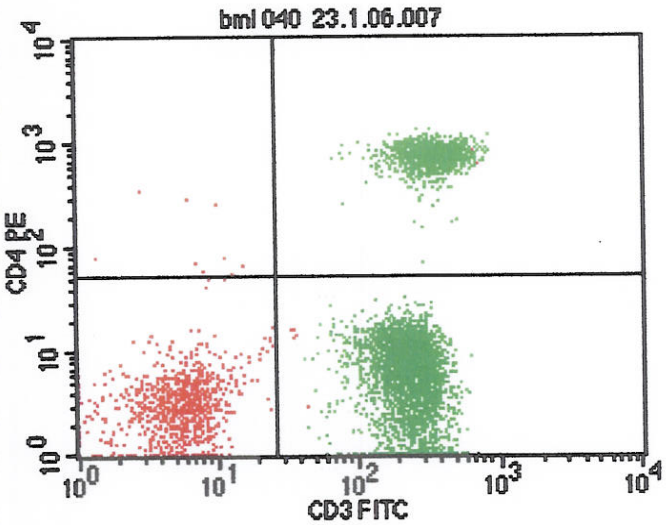

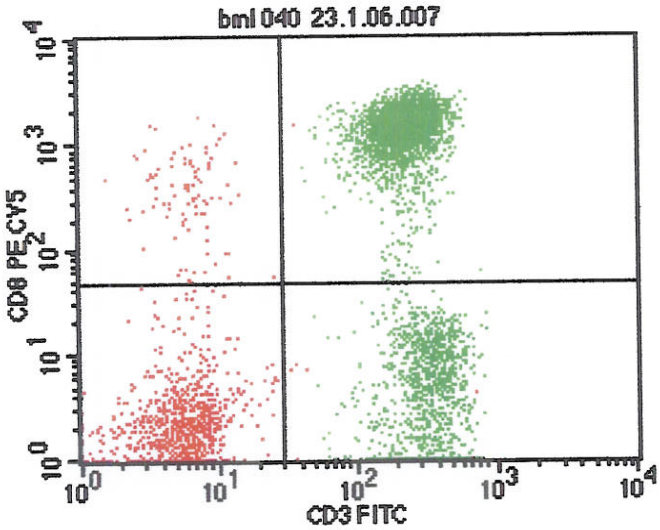

File: bml 040 23.1.06.007
Sample ID:
Tube:
Gate: G1
Total Events: 29129
Y Parameter: FL2-H CD4 PE (Log)

Quad	Events	% Gated	% Total
UL	9	0.16	0.03
UR	1175	20.99	4.03
LL	920	16.43	3.16
LR	3494	62.42	11.99

File: bml 040 23.1.06.007
Sample ID:
Tube:
Gate: G1
Total Events: 29129
Y Parameter: FL3-H CD8 PE CY5 (Log)

Quad	Events	% Gated	% Total
UL	100	1.79	0.34
UR	3347	59.79	11.49
LL	830	14.83	2.85
LR	1321	23.60	4.53

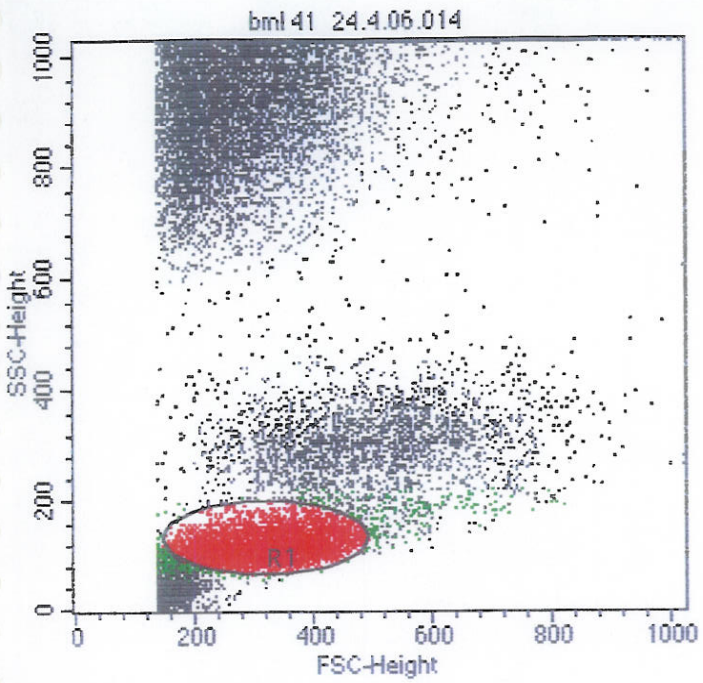

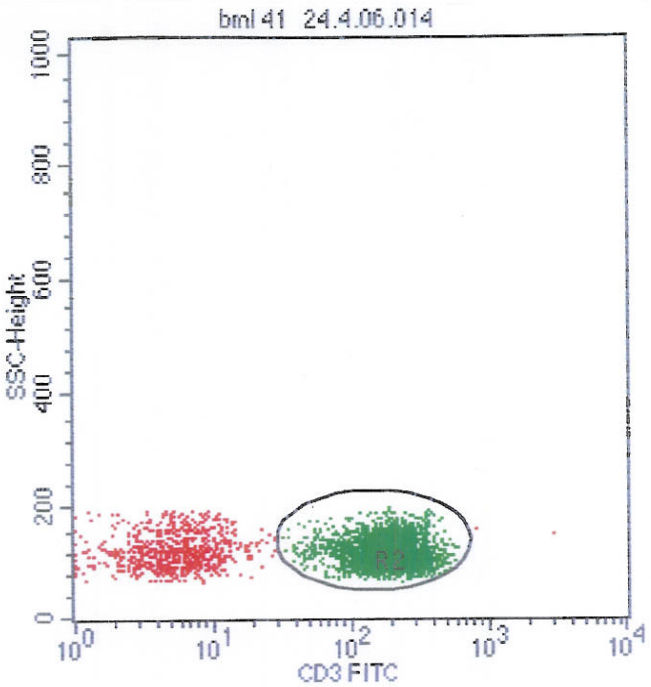

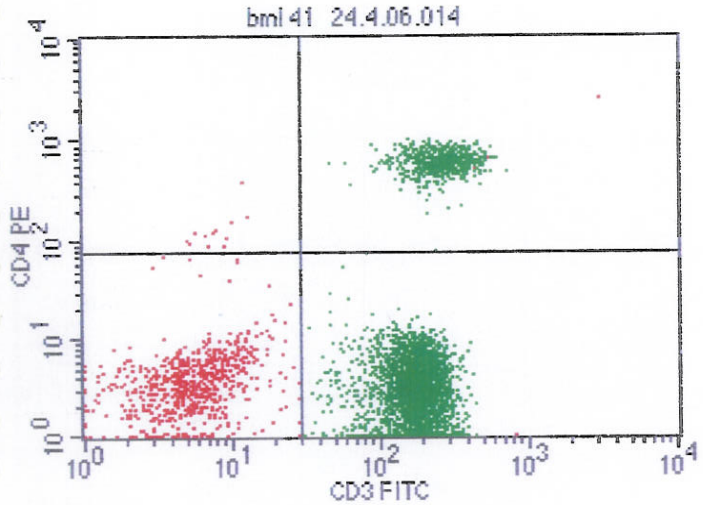

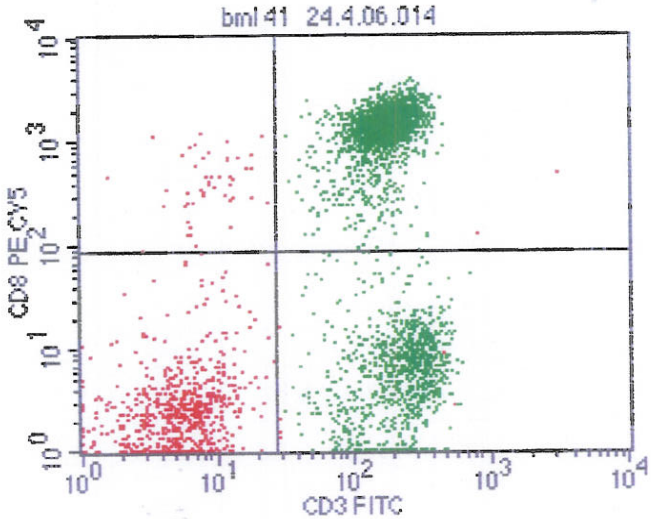

File: bml 41 24.4.06.014
Log Data Units: Linear Values
Sample ID:
Gate: G1
Gated Events: 4575
Total Events: 32112
X Parameter: FL1-H CD3 FITC (Log)
Y Parameter: FL2-H CD4 PE (Log)

Quad	Events	% Gated	% Total
UL	12	0.26	0.04
UR	680	14.86	2.12
LL	696	15.21	2.17
LR	3187	69.66	9.92

File: bml 41 24.4.06.014
Sample ID:
Tube:
Gate: G1
Total Events: 32112
Y Parameter: FL3-H CD8 PE CY5 (Log)

Quad	Events	% Gated	% Total
UL	47	1.03	0.15
UR	2968	64.87	9.24
LL	657	14.36	2.05
LR	903	19.74	2.81

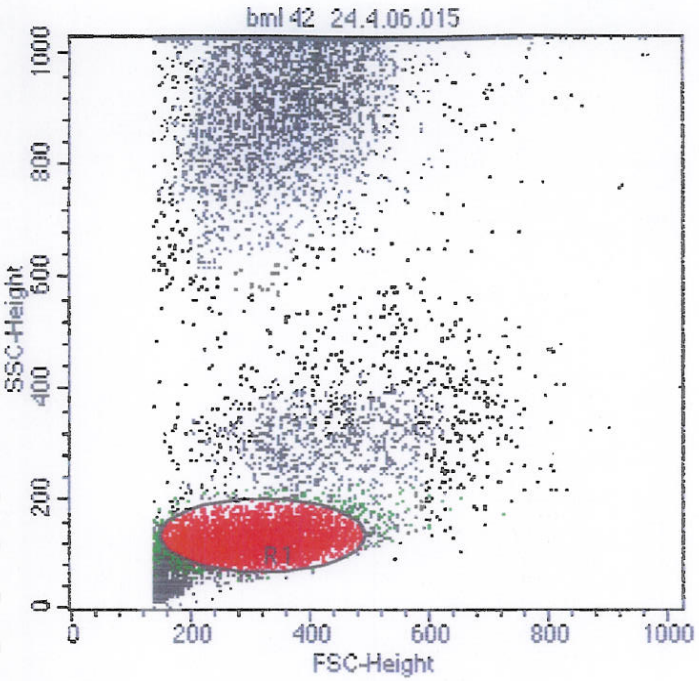

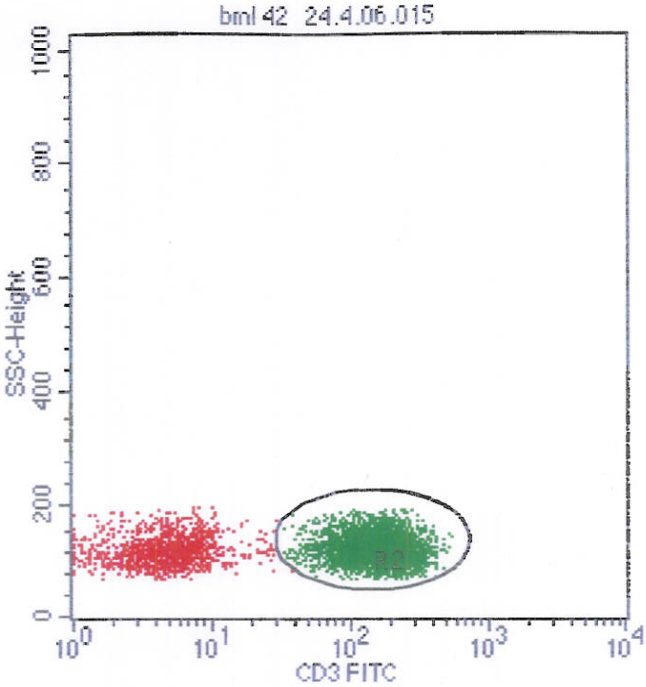

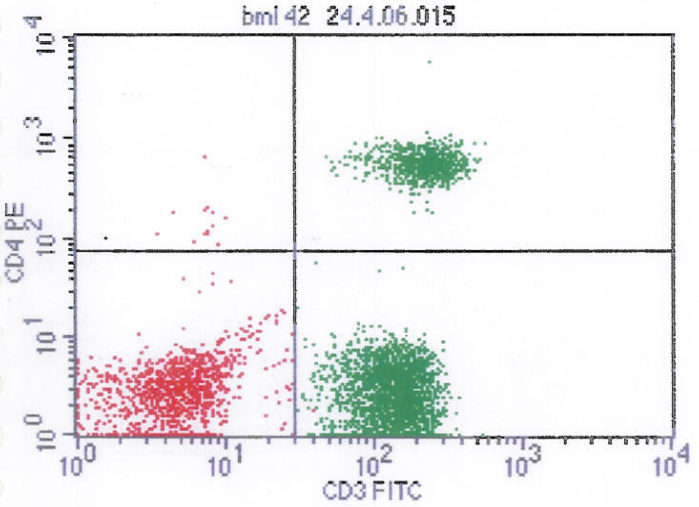

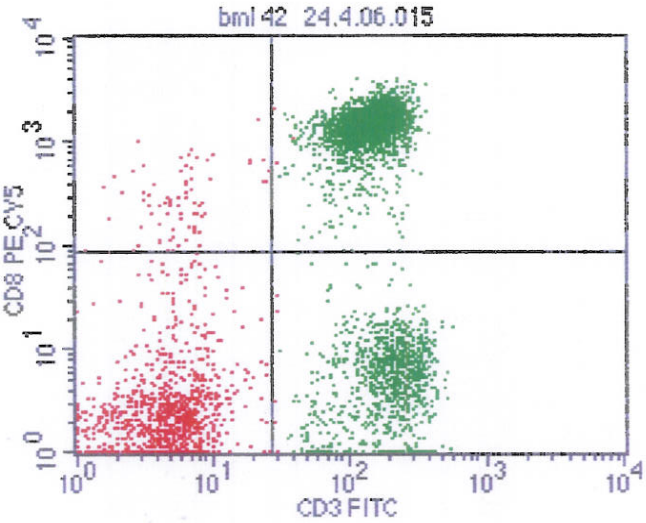

File: bml 42 24.4.06.015
Log Data Units: Linear Values
Sample ID:
Gate: G1
Gated Events: 4552
Total Events: 15877
X Parameter: FL1-H CD3 FITC (Log)
Y Parameter: FL2-H CD4 PE (Log)

Quad	Events	% Gated	% Total
UL	14	0.31	0.09
UR	766	16.83	4.82
LL	1051	23.09	6.62
LR	2721	59.78	17.14

File: bml 42 24.4.06.015
Sample ID:
Tube:
Gate: G1
Total Events: 15877
Y Parameter: FL3-H CD8 PE CY5 (Log)

Quad	Events	% Gated	% Total
UL	78	1.71	0.49
UR	2549	56.00	16.05
LL	980	21.53	6.17
LR	945	20.76	5.95

Golwilkar METROPOLIS CLINICAL LABORATORIES
Insist on us

EPORT

NAME: PATIENT NO. BML 041
REF: METROPOLIS LABORATORY MUMBAI
ID NO : 62299

RECEIVED: 03/01/2006 03:14PM
REPORTED :03/01/2006 07:44PM

CD4/CD8 LYMPHOCYTE SUBSET ENUMERATION

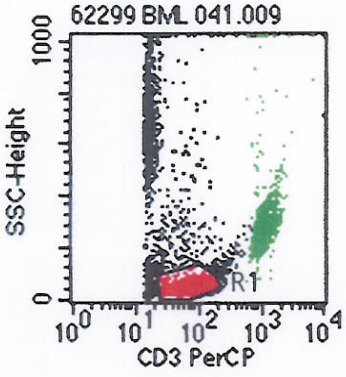

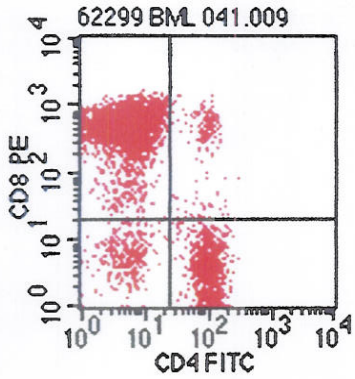

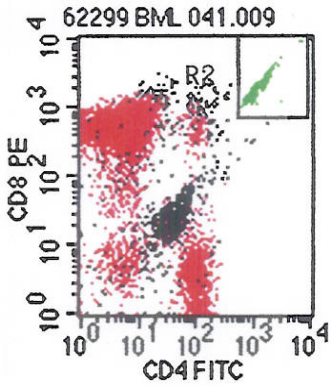

TEST	RESULT	NORMAL RANGE
HAEMOGLOBIN	15.3gm/dl	MALE : 14 - 18gm/dl FEMALE : 12 - 16gm/dl
WHITE BLOOD CELL COUNT	10700/ul	5000-10,000/ul
PLATELETS	53 thou/ul	150 - 450 thousand/ul
LYMPHOCYTES	22%	20 - 40 %
ABSOLUTE LYMPHOCYTE COUNT	2354/ul	1000 - 4800 /ul
ABSOLUTE CD4	380/ul	290 -2600 /ul
% CD4	16.14%	29 - 59 %
ABSOLUTE CD8	1571ul	190 - 2120 /ul
% CD8	66.74%	19 - 48 %
CD4 / CD8 RATIO	0.24	0.6 - 2.80

Technique & kits: Flow cytometry,Tritest with Trucount -FACScan BD USA,

DR. AJIT S. GOLWILKAR
MD. DCP.
GOLWILKAR METROPOLIS HEALTH SERVICES (INDIA) PVT LTD.
2, Abhyudaya Apartments.
Bhandarkar Instl. Road, Puns
REGN. No. 32660

Golwilkar METROPOLIS CLINICAL LABORATORIES
Insist on us

EPORT

NAME: PATIENT NO. BML 042
REF: METROPOLIS LABORATORY MUMBAI
ID NO : 62301

RECEIVED: 03/01/2006 03:14PM
REPORTED :03/01/2006 07:52PM

CD4/CD8 LYMPHOCYTE SUBSET ENUMERATION

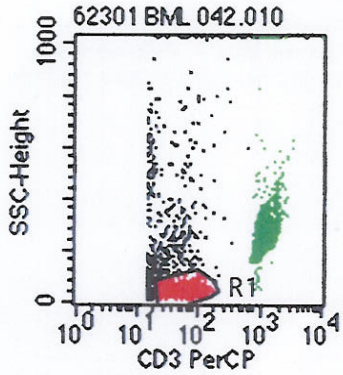

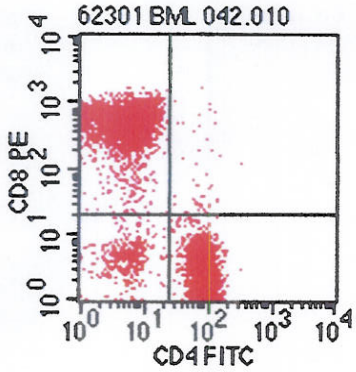

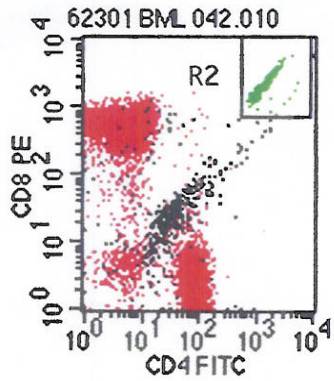

TEST	RESULT	NORMAL RANGE
HAEMOGLOBIN	13.3gm/dl	MALE : 14 - 18gm/dl FEMALE : 12 - 16gm/dl
WHITE BLOOD CELL COUNT	10200/ul	5000-10,000/ul
PLATELETS	257 thou/ul	150 - 450 thousand/ul
LYMPHOCYTES	28%	20 - 40 %
ABSOLUTE LYMPHOCYTE COUNT	2856/ul	1000 - 4800 /ul
ABSOLUTE CD4	854/ul	290 -2600 /ul
% CD4	29.90%	29 - 59 %
ABSOLUTE CD8	1330ul	190 - 2120 /ul
% CD8	46.60%	19 - 48 %
CD4 / CD8 RATIO	0.64	0.6 - 2.80

Technique & kits: Flow cytometry,Tritest with Trucount -FACScan BD USA,

DR. AJIT S. GOLWILKAR
MD. DCP.
GOLWILKAR METROPOLIS
HEALTH SERVICES (INDIA) PVT. LTD.,
2, Abhyudaya Apartments,
Bhandarkar Instl. Road, Pune
REGN. No. 32560

Golwilkar METROPOLIS CLINICAL LABORATORIES
Insist on us

EPORT

NAME: PATIENT NO. BML 043
REF: METROPOLIS LABORATORY MUMBAI
ID NO : 62302

RECEIVED: 03/01/2006 03:14PM
REPORTED :03/01/2006 07:56PM

CD4/CD8 LYMPHOCYTE SUBSET ENUMERATION

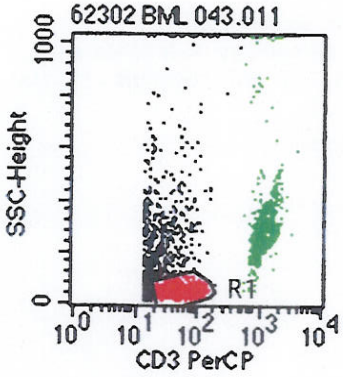

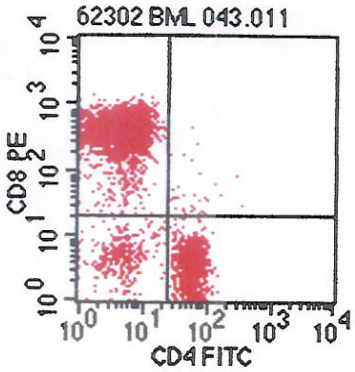

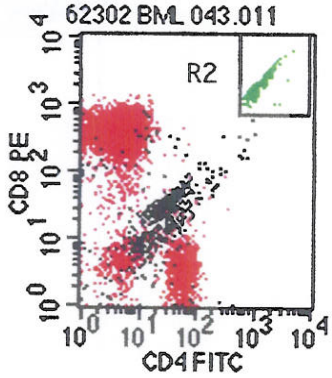

TEST	RESULT	NORMAL RANGE
HAEMOGLOBIN	10.2gm/dl	MALE : 14 - 18gm/dl FEMALE : 12 - 16gm/dl
WHITE BLOOD CELL COUNT	9030/ul	5000-10,000/ul
PLATELETS	280 thou/ul	150 - 450 thousand/ul
LYMPHOCYTES	22%	20 - 40 %
ABSOLUTE LYMPHOCYTE COUNT	1987/ul	1000 - 4800 /ul
ABSOLUTE CD4	364/ul	290 -2600 /ul
% CD4	18.34%	29 - 59 %
ABSOLUTE CD8	1343/ul	190 - 2120 /ul
% CD8	67.63%	19 - 48 %
CD4 / CD8 RATIO	0.27	0.6 - 2.80

Technique & kits: Flow cytometry,Tritest with Trucount -FACScan BD USA,

DR. AJIT S. GOLWILKAR
MD. DCP.
GOLWILKAR METROPOLIS HEALTH SERVICES (INDIA) PVT. LTD.,
2, Abhyudaya Apartments,
771, Bhandarkar Instt. Road, Pune
REGN. No. 32660

Accredited by NABL ISO / IEC 17025

* Test not covered under NABL Accreditation ** Referred Test
fer to conditions of reporting overleaf

Results relate only to the sample as received.

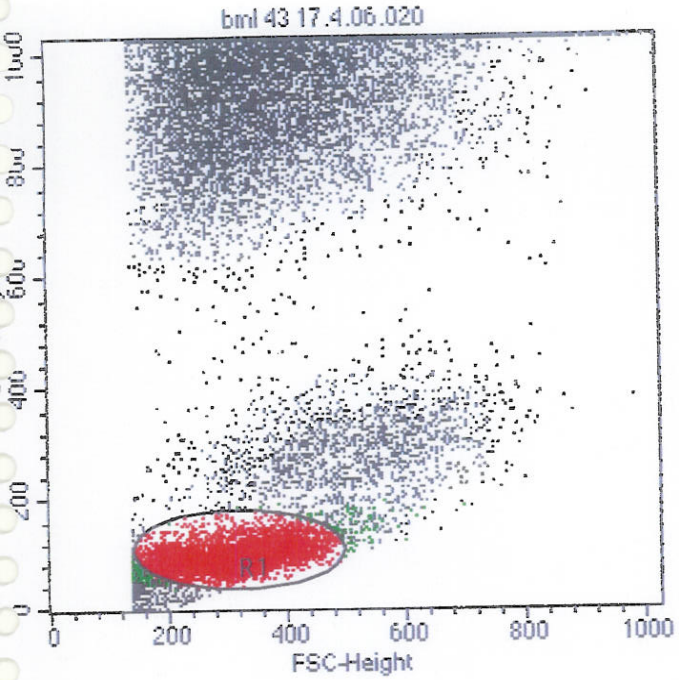

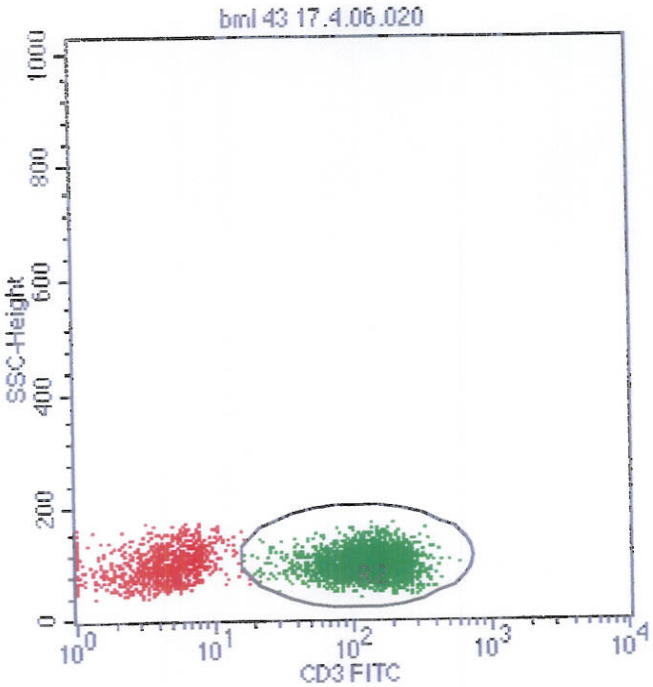

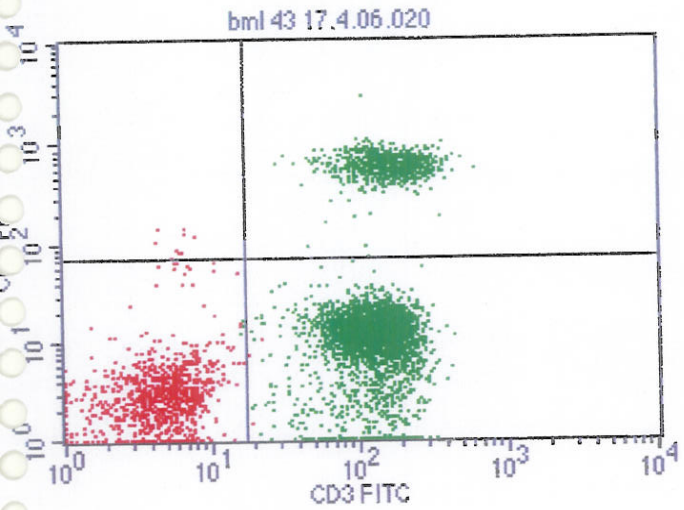

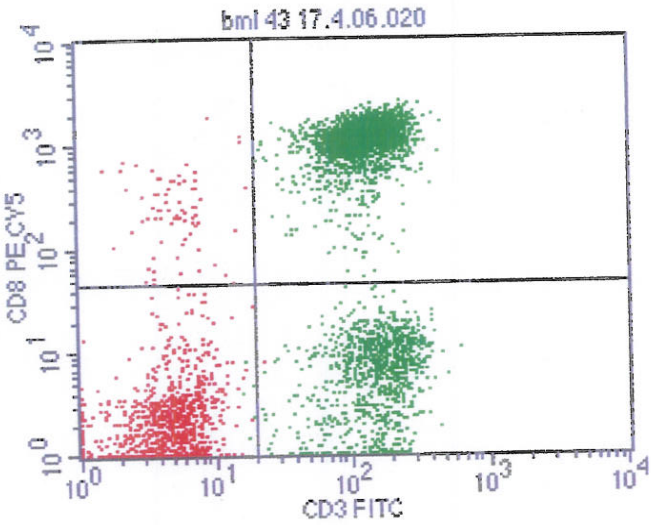

File: bml 43 17.4.06.020
Log Data Units: Linear Values
Sample ID:
Gate: G1
Gated Events: 4904
Total Events: 25935
X Parameter: FL1-H CD3 FITC (Log)
Y Parameter: FL2-H CD4 PE (Log)

Quad	Events	% Gated	% Total
UL	10	0.20	0.04
UR	769	15.68	2.97
LL	968	19.74	3.73
LR	3157	64.38	12.17

File: bml 43 17.4.06.020
Sample ID:
Tube:
Gate: G1
Total Events: 25935
Y Parameter: FL3-H CD8 PE CY5 (Log)

Quad	Events	% Gated	% Total
UL	78	1.59	0.30
UR	2903	59.20	11.19
LL	905	18.45	3.49
LR	1018	20.76	3.93

Golwilkar METROPOLIS CLINICAL LABORATORIES
Insist on us

EPORT

NAME: PATIENT NO. BML 044
REF: METROPOLIS LABORATORY MUMBAI
ID NO : 62304

RECEIVED: 03/01/2006 03:14PM
REPORTED :03/01/2006 08:00PM

CD4/CD8 LYMPHOCYTE SUBSET ENUMERATION

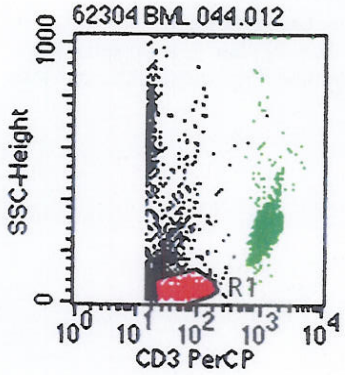

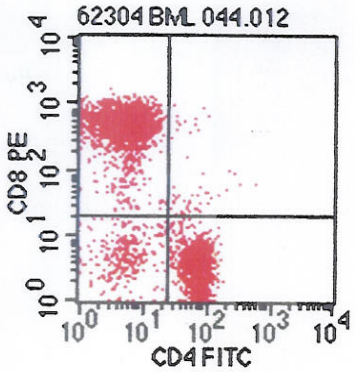

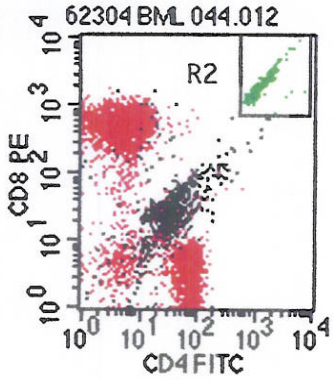

TEST	RESULT	NORMAL RANGE
HAEMOGLOBIN	14.5gm/dl	MALE : 14 - 18gm/dl FEMALE : 12 - 16gm/dl
WHITE BLOOD CELL COUNT	6370/ul	5000-10,000/ul
PLATELETS	236 thou/ul	150 - 450 thousand/ul
LYMPHOCYTES	22%	20 - 40 %
ABSOLUTE LYMPHOCYTE COUNT	1401/ul	1000 - 4800 /ul
ABSOLUTE CD4	307/ul	290 -2600 /ul
% CD4	21.93%	29 - 59 %
ABSOLUTE CD8	588/ul	190 - 2120 /ul
% CD8	42.02%	19 - 48 %
CD4 / CD8 RATIO	0.52	0.6 - 2.80

Technique & kits: Flow cytometry,Tritest with Trucount -FACScan BD USA,

DR. AJIT S. GOLWILKAR
MD. DCP.
GOLWILKAR METROPOLIS
HEALTH SERVICES (INDIA) PVT. LTD.,
2, Abhyudaya Apartments,
771, Bhandarkar Instl. Road, Pune
REGN. No. 32660

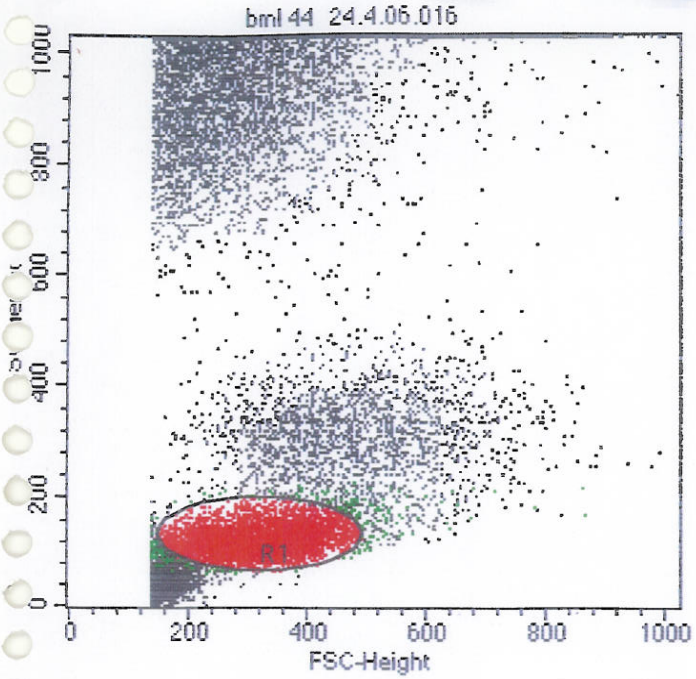

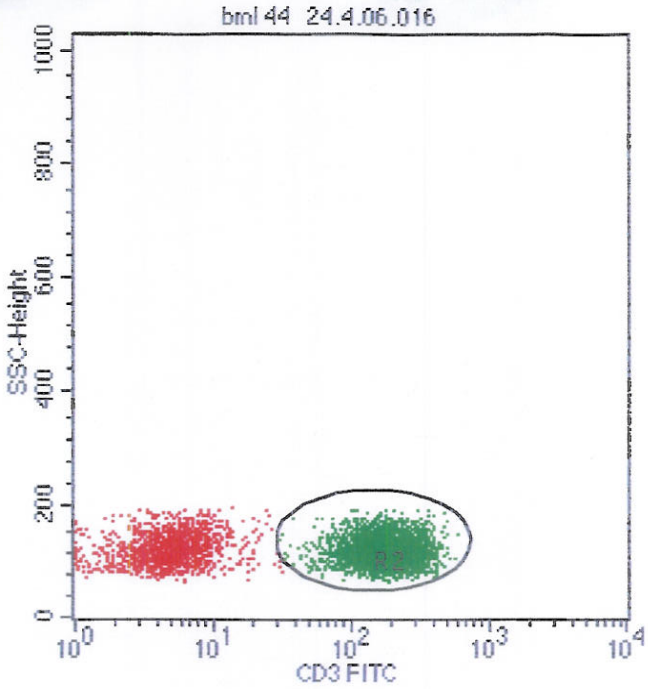

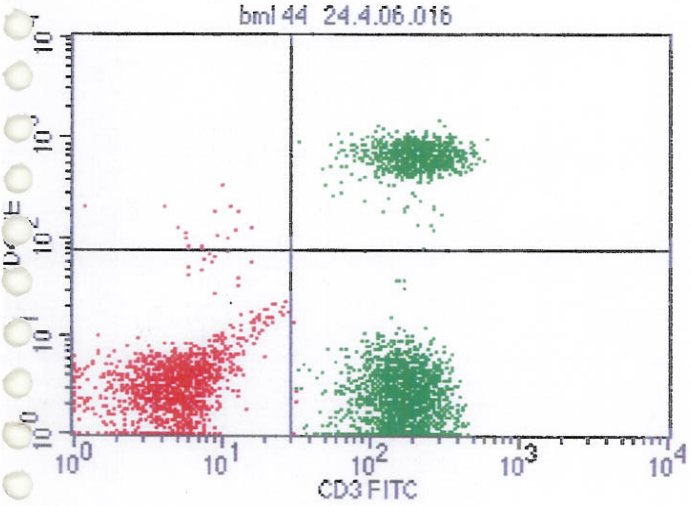

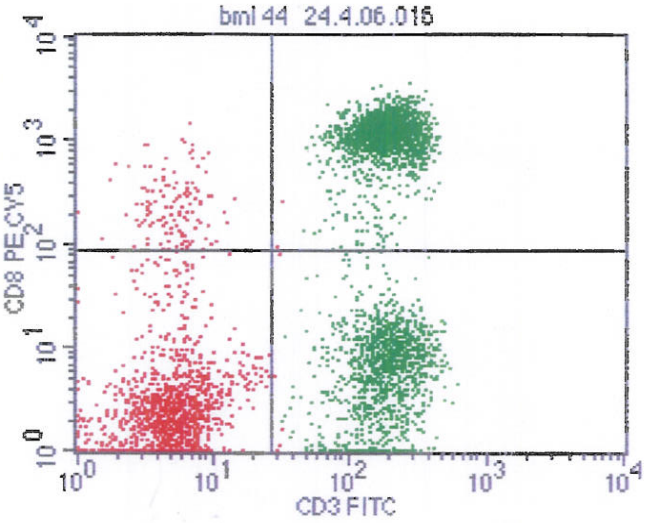

File: bml 44 24.4.06.016
Log Data Units: Linear Values
Sample ID:
Gate: G1
Gated Events: 4471
Total Events: 25423
X Parameter: FL1-H CD3 FITC (Log)
Y Parameter: FL2-H CD4 PE (Log)

Quad	Events	% Gated	% Total
UL	17	0.38	0.07
UR	911	20.38	3.58
LL	1290	28.85	5.07
LR	2253	50.39	8.86

File: bml 44 24.4.06.016
Sample ID:
Tube:
Gate: G1
Total Events: 25423
Y Parameter: FL3-H CD8 PE CY5 (Log)

Quad	Events	% Gated	% Total
UL	125	2.80	0.49
UR	2048	45.81	8.06
LL	1179	26.37	4.64
LR	1119	25.03	4.40

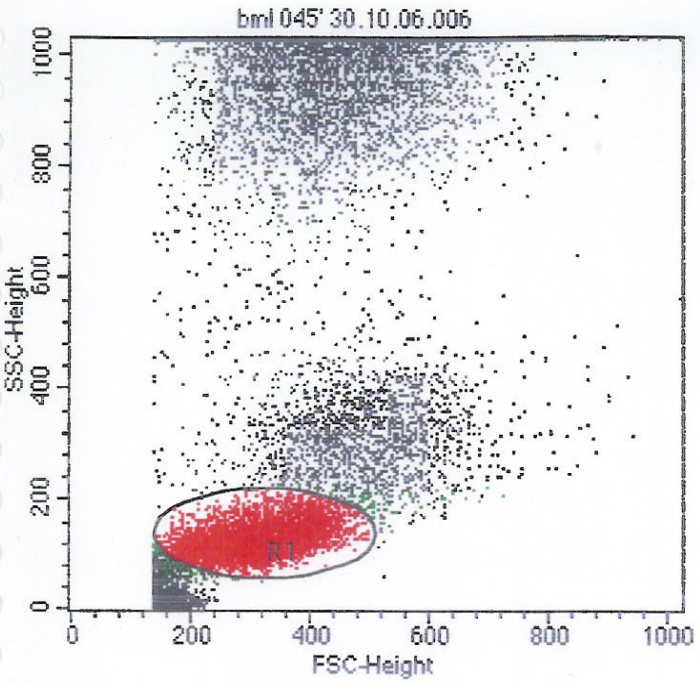

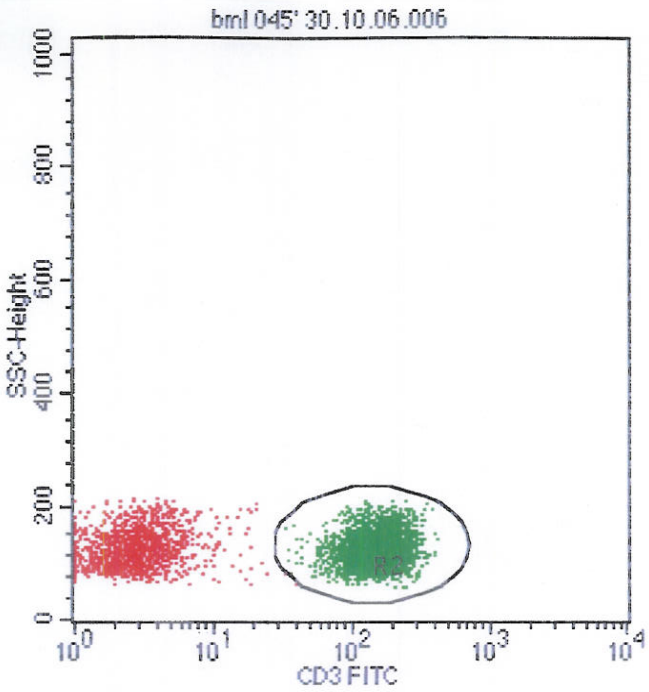

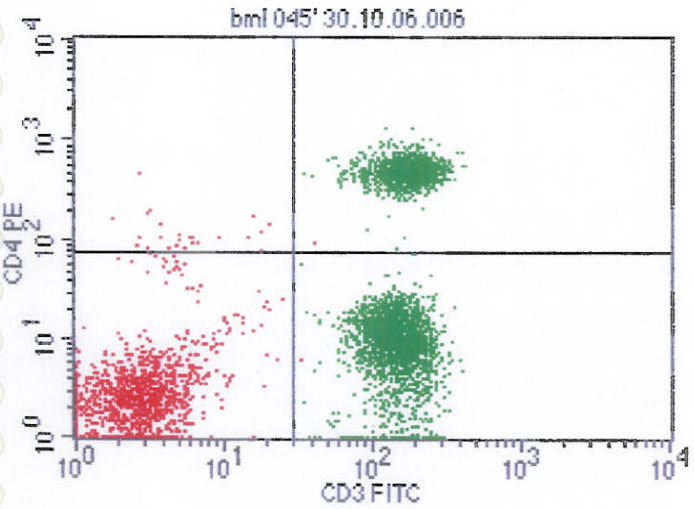

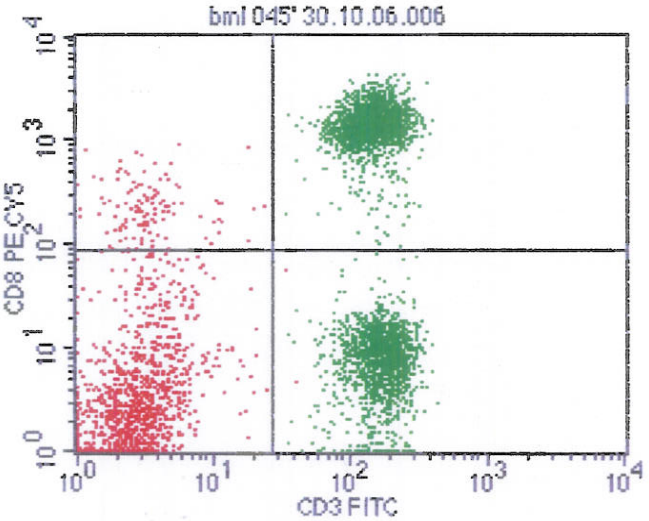

File: bml 045' 30.10.06.006
Log Data Units: Linear Values
Sample ID:
Gate: G1
Gated Events: 4855
Total Events: 21857
X Parameter: FL1-H CD3 FITC (Log)
Y Parameter: FL2-H CD4 PE (Log)

Quad	Events	% Gated	% Total
UL	24	0.49	0.11
UR	1346	27.72	6.16
LL	1149	23.67	5.26
LR	2336	48.12	10.69

File: bml 045' 30.10.06.006
Sample ID:
Tube:
Gate: G1
Total Events: 21857
Y Parameter: FL3-H CD8 PE CY5 (Log)

Quad	Events	% Gated	% Total
UL	122	2.51	0.56
UR	2239	46.12	10.24
LL	1051	21.65	4.81
LR	1443	29.72	6.60

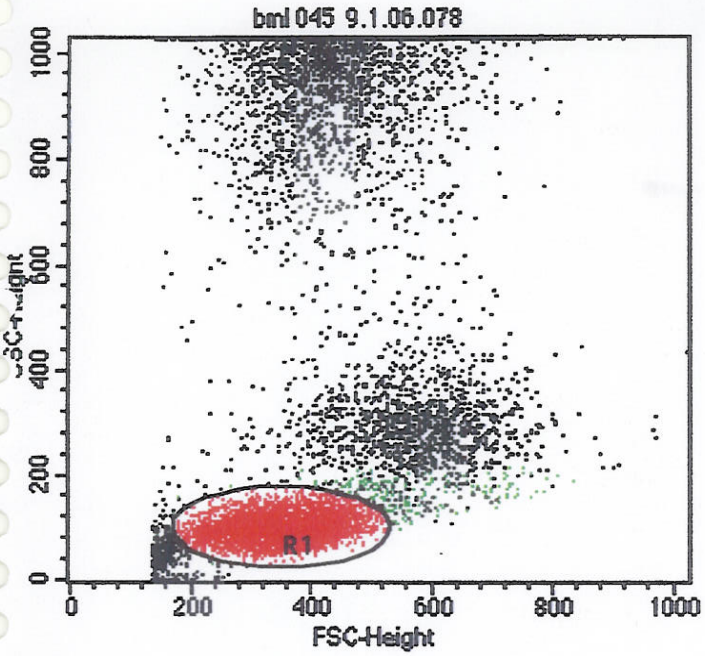

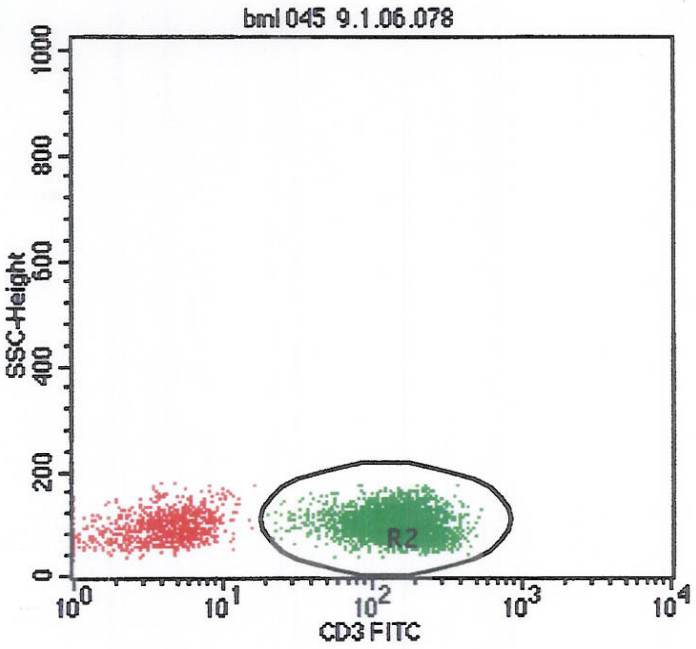

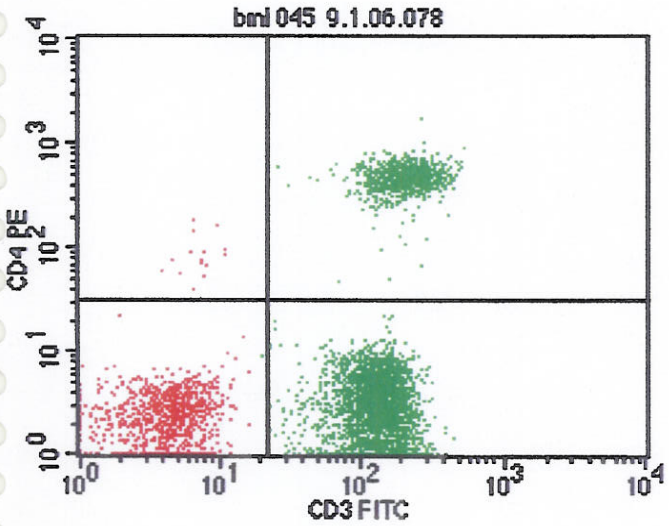

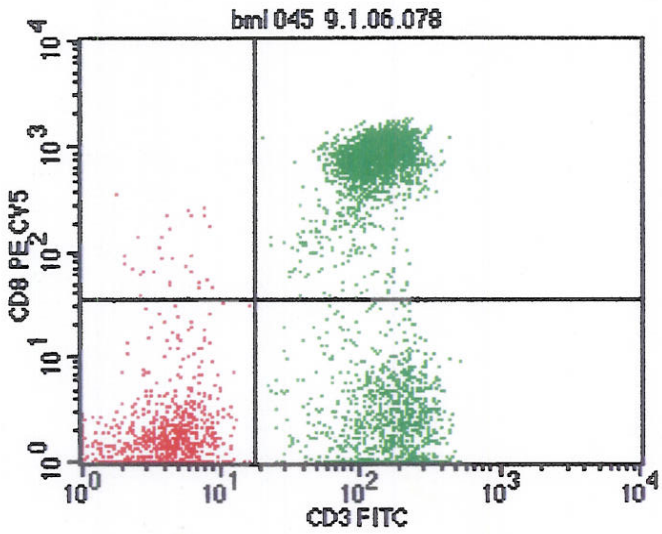

File: bml 045 9.1.06.078
Sample ID:
Tube:
Gate: G1
Total Events: 18237
Y Parameter: FL2-H CD4 PE (Log)

Quad	Events	% Gated	% Total
UL	16	0.33	0.09
UR	944	19.21	5.18
LL	876	17.82	4.80
LR	3079	62.64	16.88

File: bml 045 9.1.06.078
Sample ID:
Tube:
Gate: G1
Total Events: 18237
Y Parameter: FL3-H CD8 PE CY5 (Log)

Quad	Events	% Gated	% Total
UL	32	0.65	0.18
UR	2788	56.72	15.29
LL	859	17.48	4.71
LR	1236	25.15	6.78

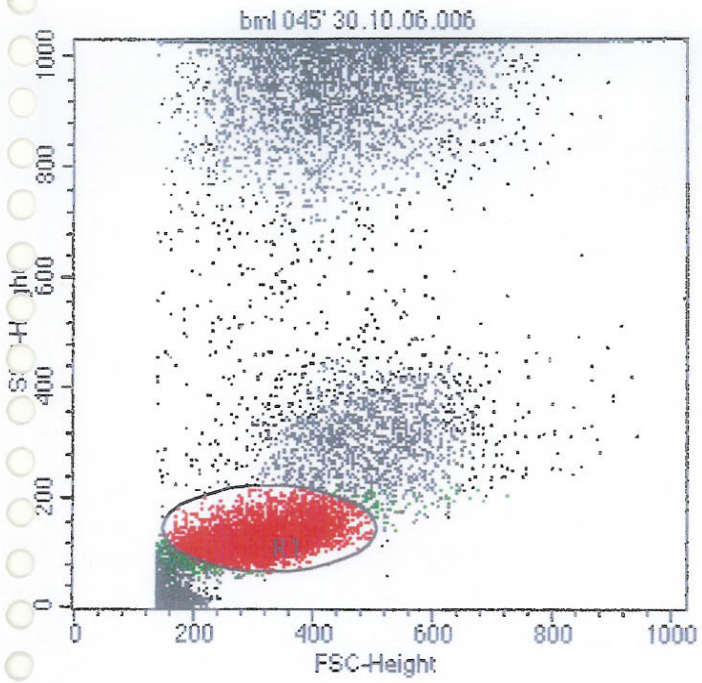

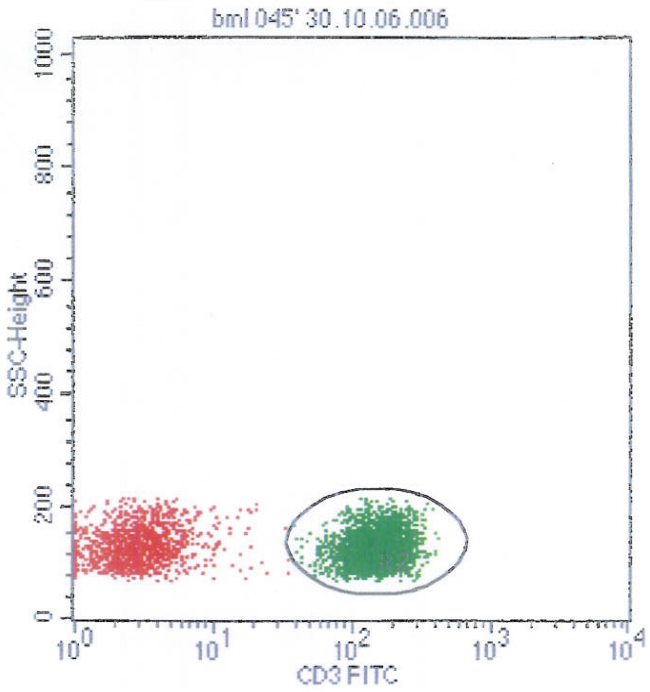

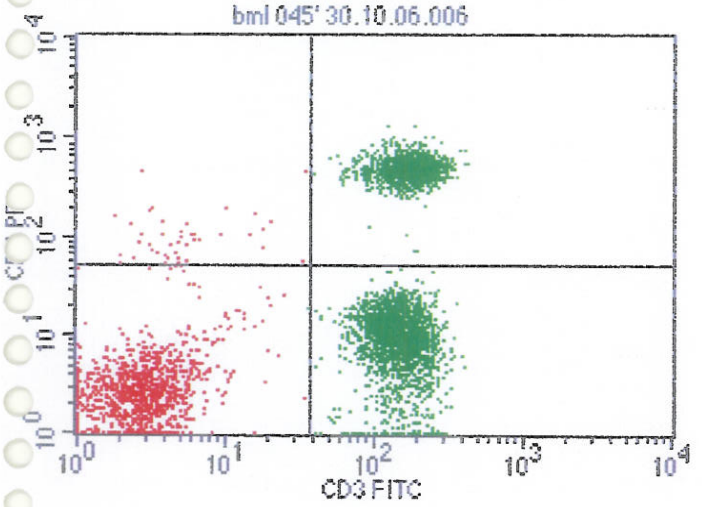

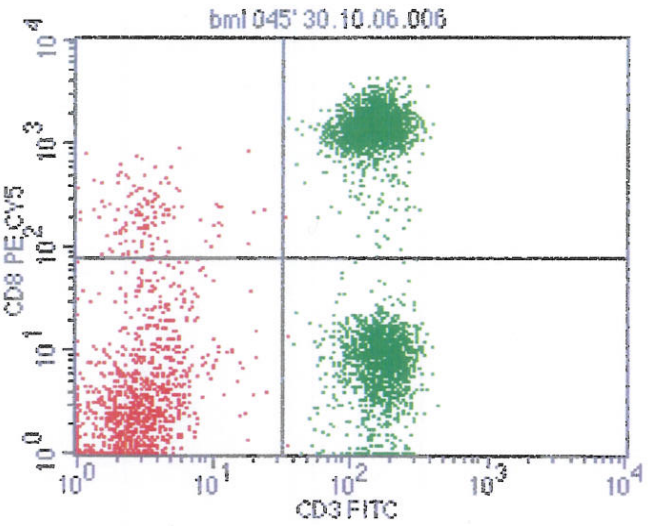

File: bml 045' 30.10.06.006
Log Data Units: Linear Values
Sample ID:
Gate: G1
Gated Events: 4707
Total Events: 21857
X Parameter: FL1-H CD3 FITC (Log)
Y Parameter: FL2-H CD4 PE (Log)

Quad	Events	% Gated	% Total
UL	42	0.89	0.19
UR	1310	27.83	5.99
LL	1069	22.71	4.89
LR	2286	48.57	10.46

File: bml 045' 30.10.06.006
Sample ID:
Tube:
Gate: G1
Total Events: 21857
Y Parameter: FL3-H CD8 PE CY5 (Log)

Quad	Events	% Gated	% Total
UL	130	2.76	0.59
UR	2200	46.74	10.07
LL	977	20.76	4.47
LR	1400	29.74	6.41

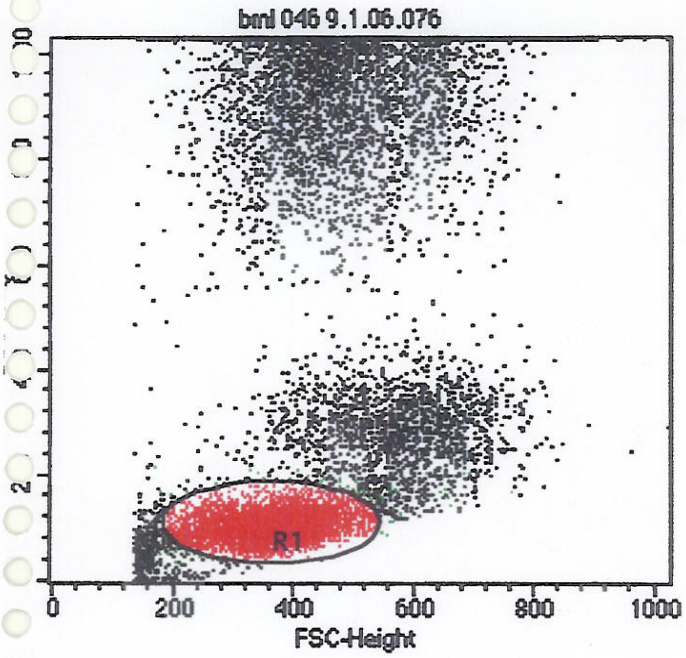

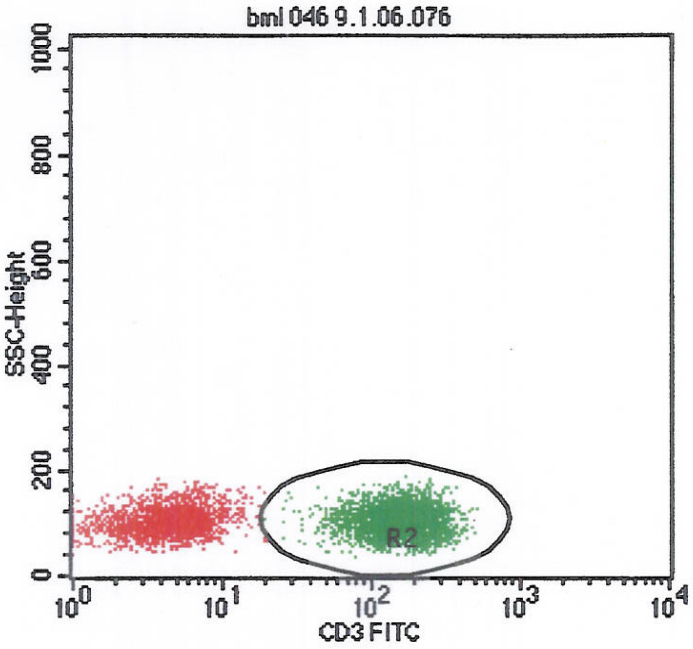

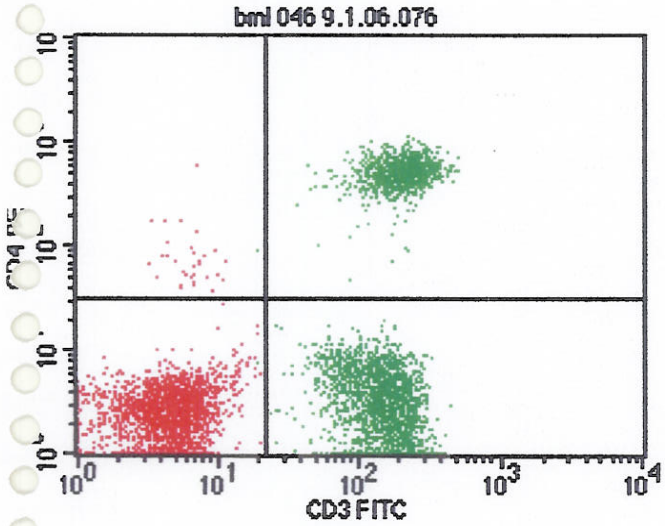

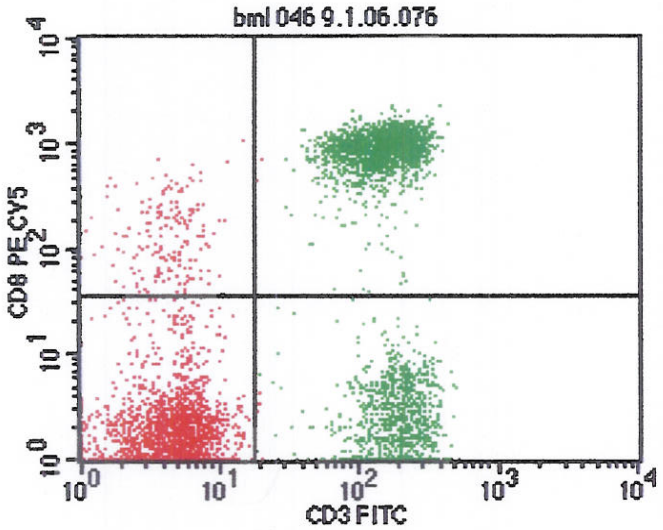

File: bml 046 9.1.06.076
Sample ID:
Tube:
Gate: G1
Total Events: 18595
Y Parameter: FL2-H CD4 PE (Log)

Quad	Events	% Gated	% Total
UL	33	0.67	0.18
UR	1022	20.69	5.50
LL	1953	39.53	10.50
LR	1932	39.11	10.39

File: bml 046 9.1.06.076
Sample ID:
Tube:
Gate: G1
Total Events: 18595
Y Parameter: FL3-H CD8 PE CY5 (Log)

Quad	Events	% Gated	% Total
UL	176	3.56	0.95
UR	1818	36.80	9.78
LL	1801	36.46	9.69
LR	1145	23.18	6.16

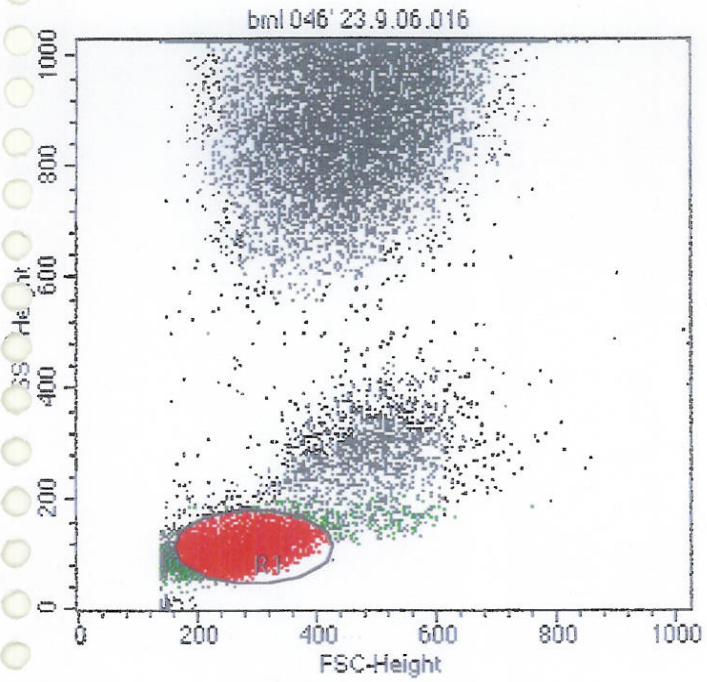

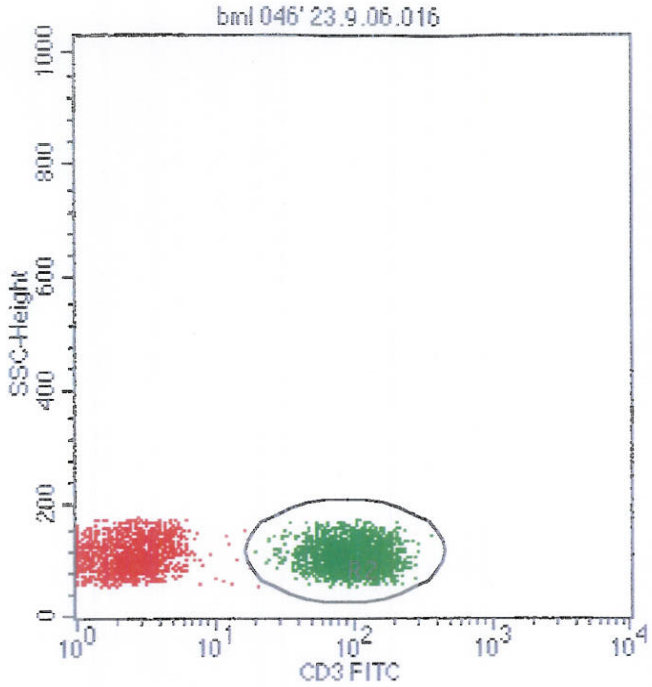

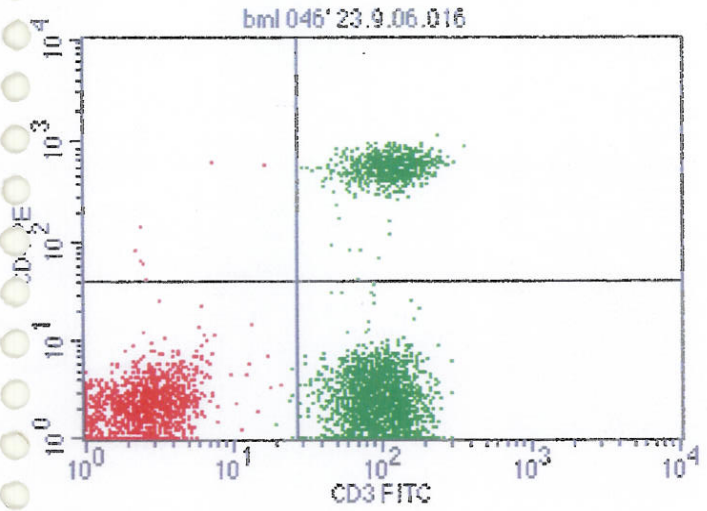

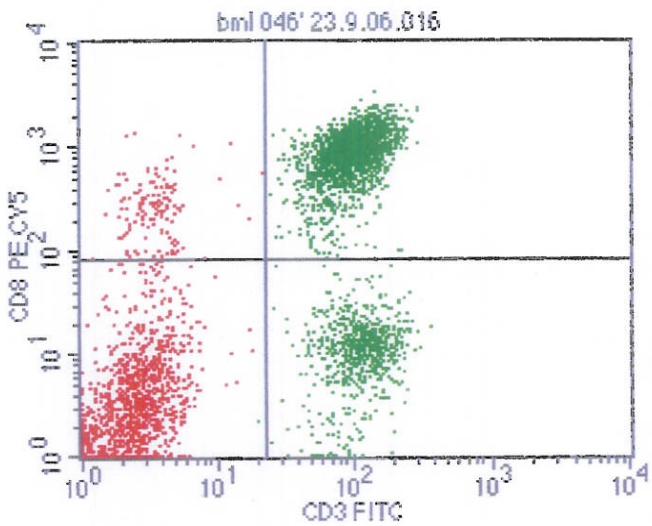

File: bml 046' 23.9.06.016
Log Data Units: Linear Values
Sample ID:
Gate: G1
Gated Events: 4447
Total Events: 18526
X Parameter: FL1-H CD3 FITC (Log)
Y Parameter: FL2-H CD4 PE (Log)

Quad	Events	% Gated	% Total
UL	7	0.16	0.04
UR	667	15.00	3.60
LL	1392	31.30	7.51
LR	2381	53.54	12.85

File: bml 046' 23.9.06.016
Sample ID:
Tube:
Gate: G1
Total Events: 18526
Y Parameter: FL3-H CD8 PE CY5 (Log)

Quad	Events	% Gated	% Total
UL	142	3.19	0.77
UR	2368	53.25	12.78
LL	1251	28.13	6.75
LR	686	15.43	3.70

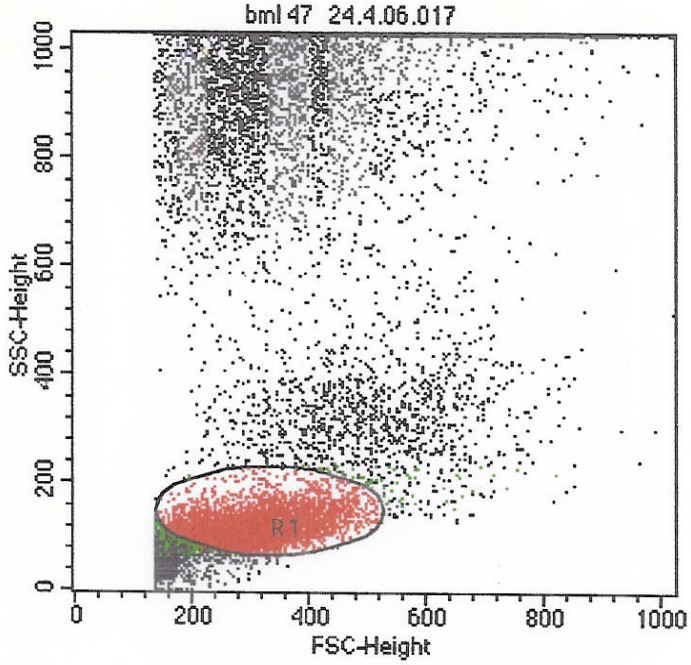

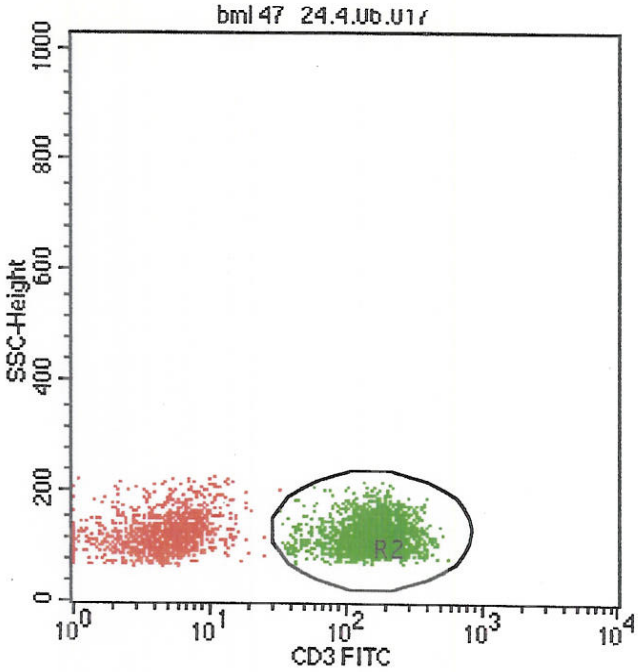

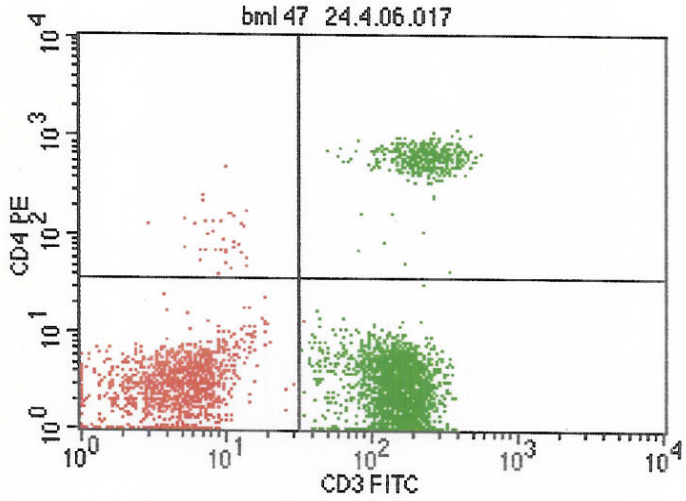

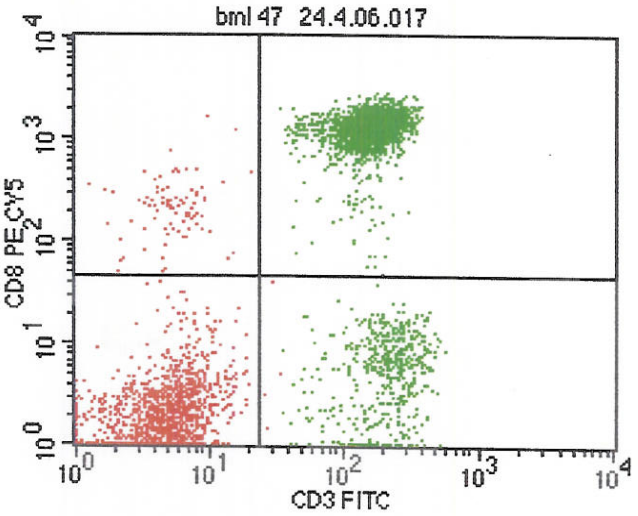

File: bml 47 24.4.06.017
Log Data Units: Linear Values
Sample ID:
Gate: G1
Gated Events: 4556
Total Events: 18975
X Parameter: FL1-H CD3 FITC (Log)
Y Parameter: FL2-H CD4 PE (Log)

Quad	Events	% Gated	% Total
UL	35	0.77	0.18
UR	425	9.33	2.24
LL	1233	27.06	6.50
LR	2863	62.84	15.09

File: bml 47 24.4.06.017
Sample ID:
Tube:
Gate: G1
Total Events: 18975
Y Parameter: FL3-H CD8 PE CY5 (Log)

Quad	Events	% Gated	% Total
UL	88	1.93	0.46
UR	2768	60.76	14.59
LL	1177	25.83	6.20
LR	523	11.48	2.76

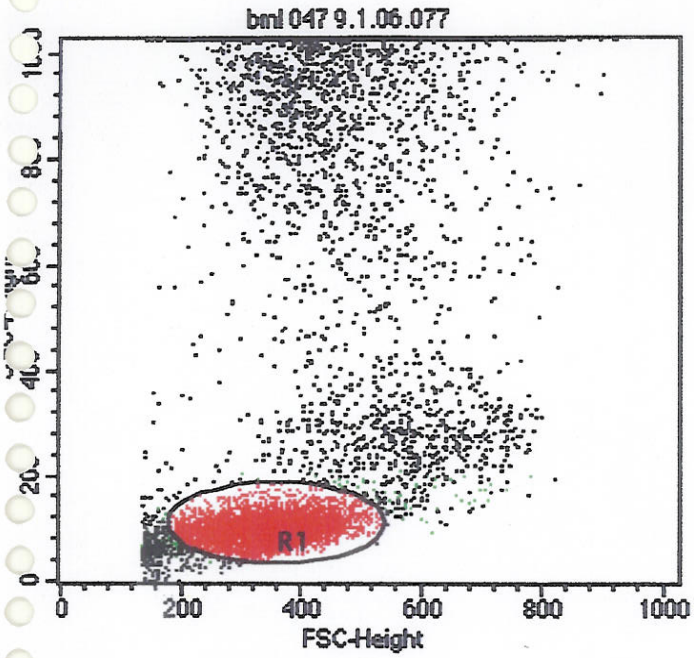

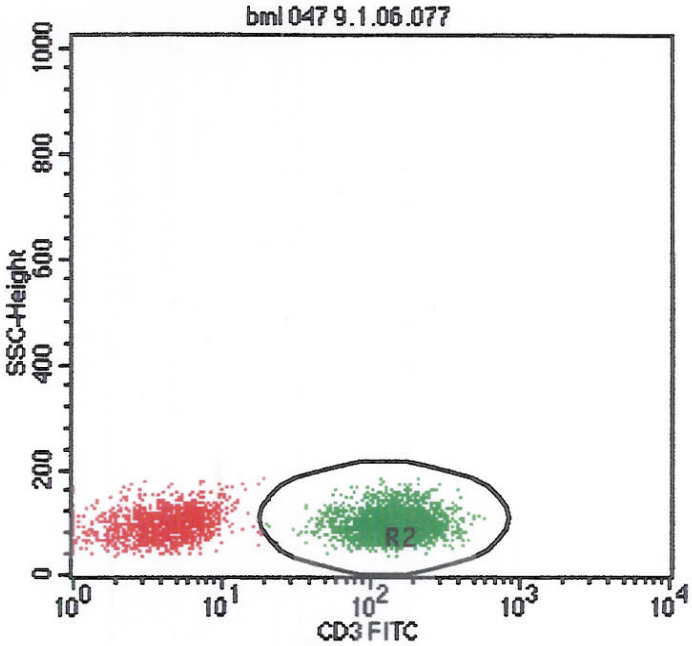

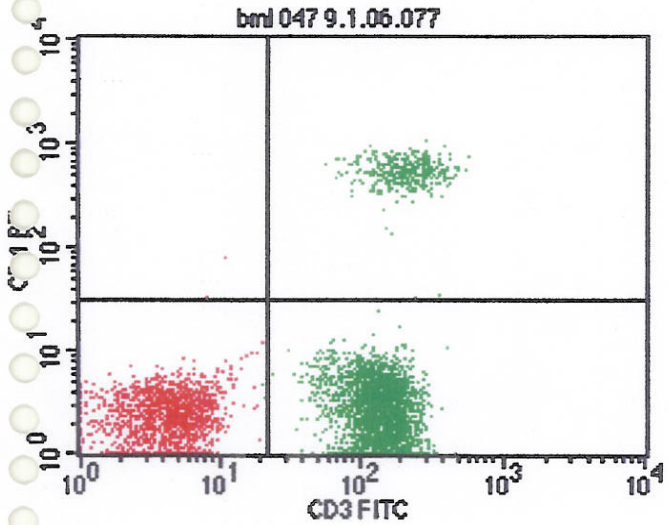

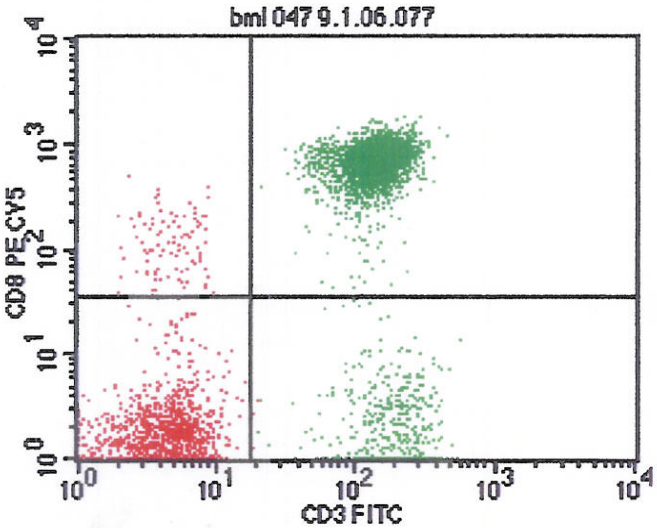

File: bml 047 9.1.06.077
Sample ID:
Tube:
Gate: G1
Total Events: 12344
Y Parameter: FL2-H CD4 PE (Log)

Quad	Events	% Gated	% Total
UL	2	0.04	0.02
UR	373	7.64	3.02
LL	1320	27.05	10.69
LR	3185	65.27	25.80

File: bml 047 9.1.06.077
Sample ID:
Tube:
Gate: G1
Total Events: 12344
Y Parameter: FL3-H CD8 PE CY5 (Log)

Quad	Events	% Gated	% Total
UL	98	2.01	0.79
UR	3092	63.36	25.05
LL	1217	24.94	9.86
LR	473	9.69	3.83

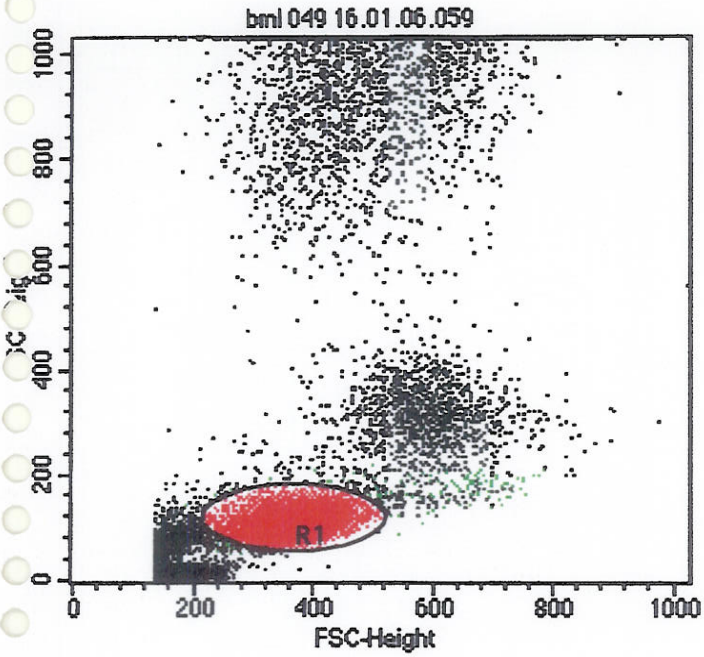

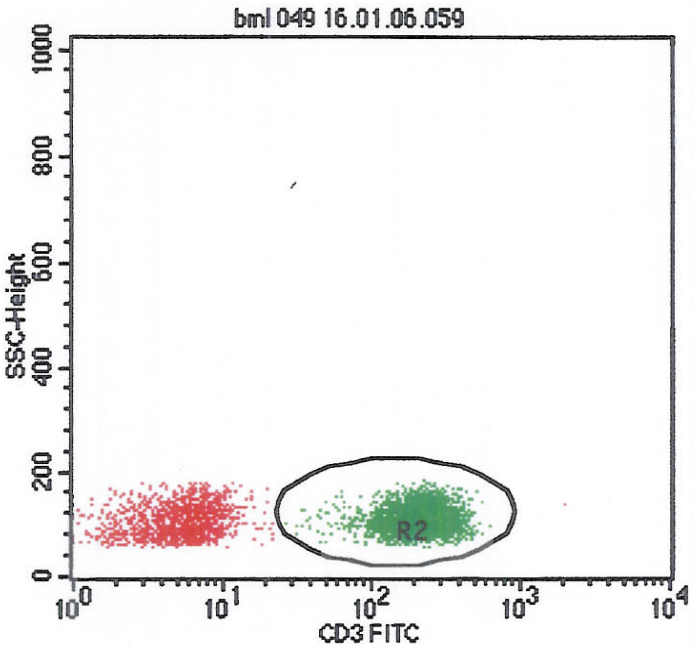

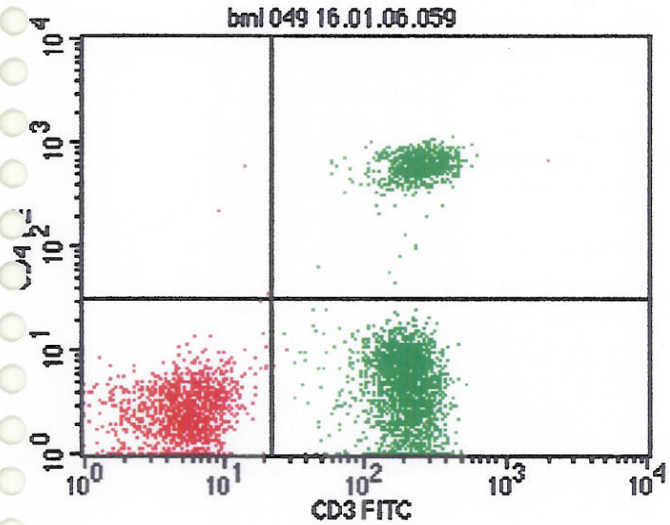

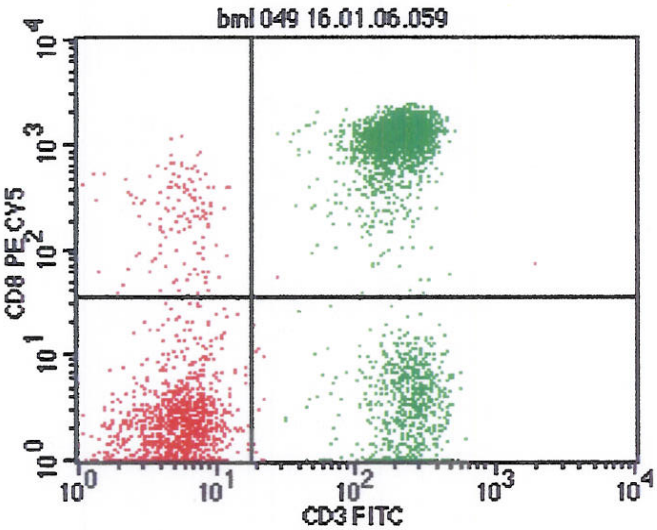

File: bml 049 16.01.06.059
Sample ID:
Tube:
Gate: G1
Total Events: 17126
Y Parameter: FL2-H CD4 PE (Log)

Quad	Events	% Gated	% Total
UL	3	0.07	0.02
UR	739	16.86	4.32
LL	1210	27.61	7.07
LR	2431	55.46	14.19

File: bml 049 16.01.06.059
Sample ID:
Tube:
Gate: G1
Total Events: 17126
Y Parameter: FL3-H CD8 PE CY5 (Log)

Quad	Events	% Gated	% Total
UL	144	3.29	0.84
UR	2423	55.28	14.15
LL	1060	24.18	6.19
LR	756	17.25	4.41

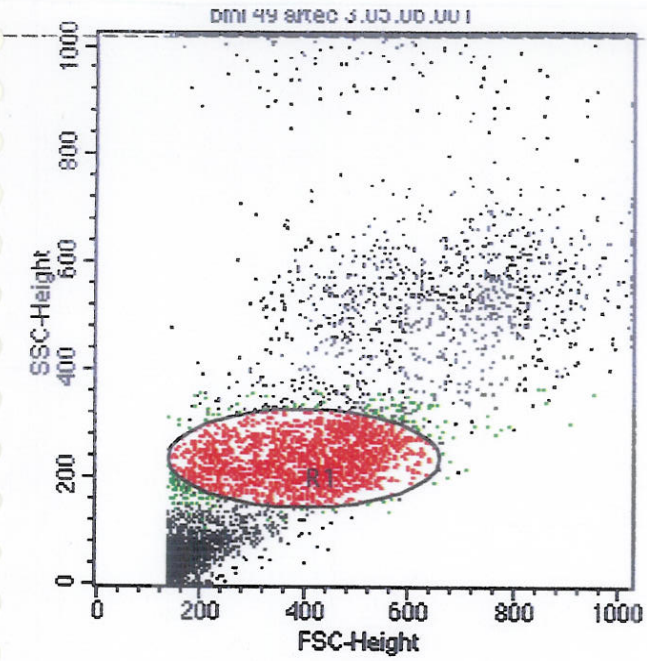

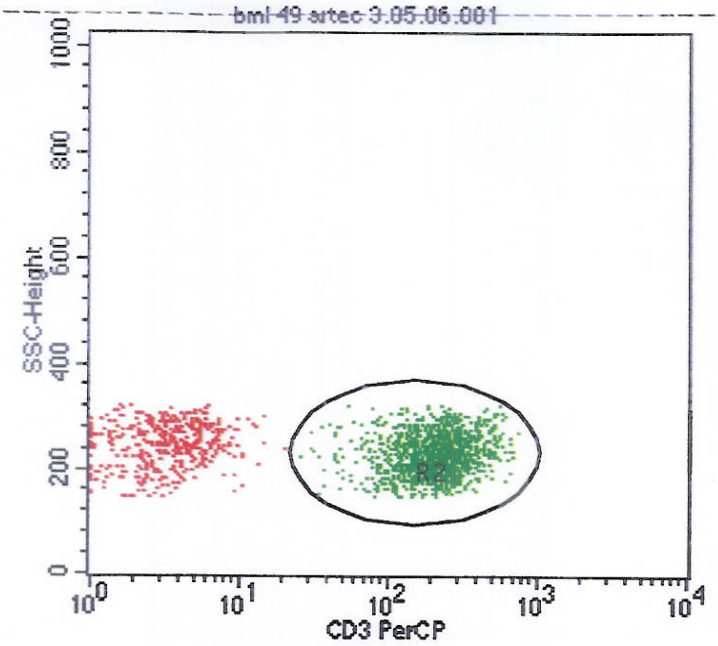

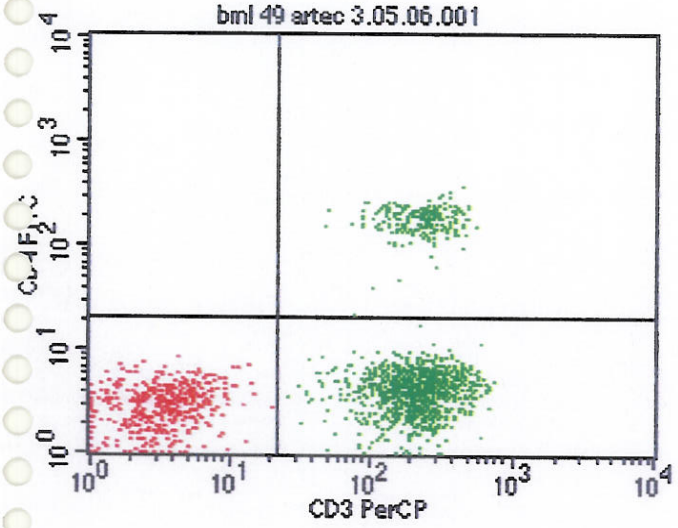

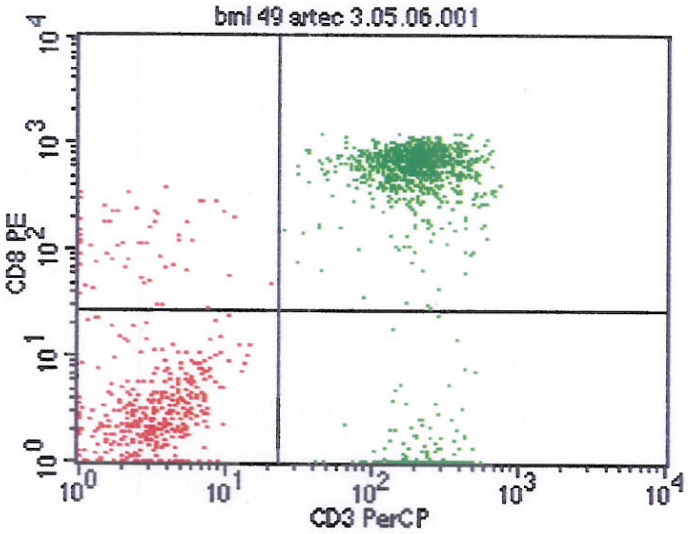

File: bml 49 artec 3.05.06.001
Log Data Units: Linear Values
Sample ID:
Gate: G1
Gated Events: 1625
Total Events: 10000
X Parameter: FL3-H CD3 PerCP (Log)
Y Parameter: FL1-H CD4 FITC (Log)

Quad	Events	% Gated	% Total
UL	0	0.00	0.00
UR	228	14.03	2.28
LL	415	25.54	4.15
LR	982	60.43	9.82

File: bml 49 artec 3.05.06.001
Log Data Units: Linear Values
Sample ID:
Gate: G1
Gated Events: 1625
Total Events: 10000
X Parameter: FL3-H CD3 PerCP (Log)
Y Parameter: FL2-H CD8 PE (Log)

Quad	Events	% Gated	% Total
UL	58	3.57	0.58
UR	993	61.11	9.93
LL	357	21.97	3.57
LR	217	13.35	2.17

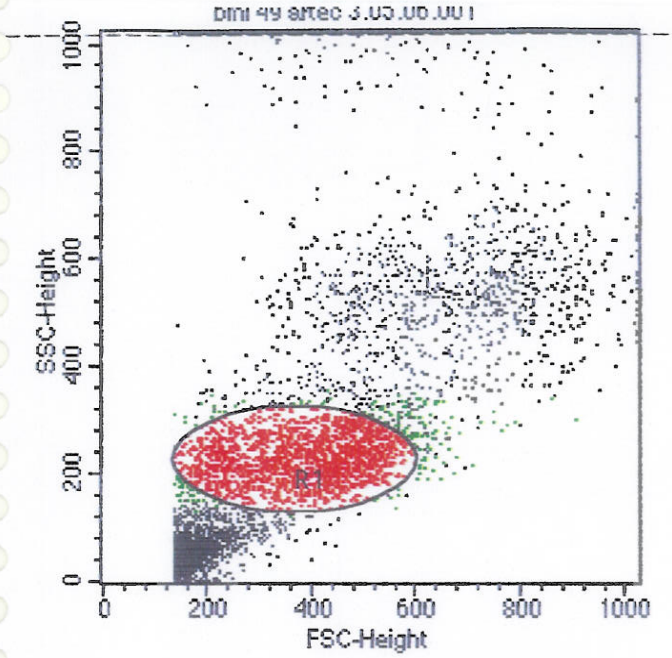

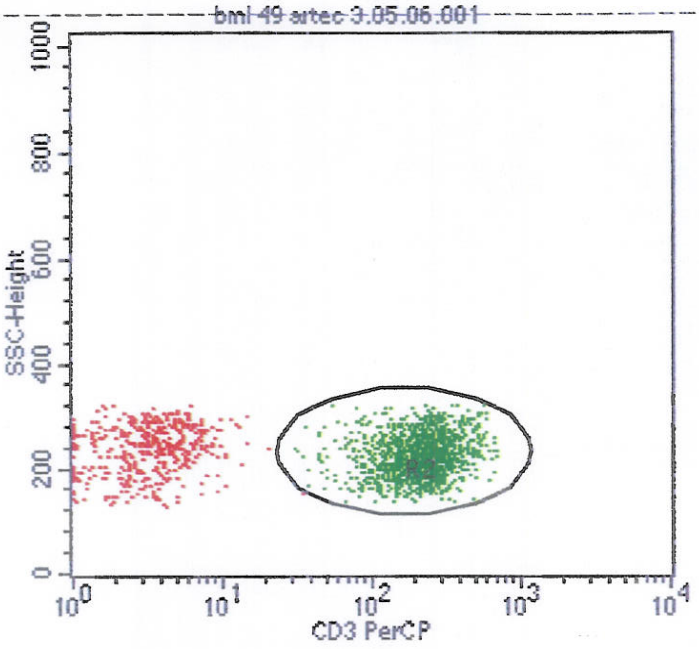

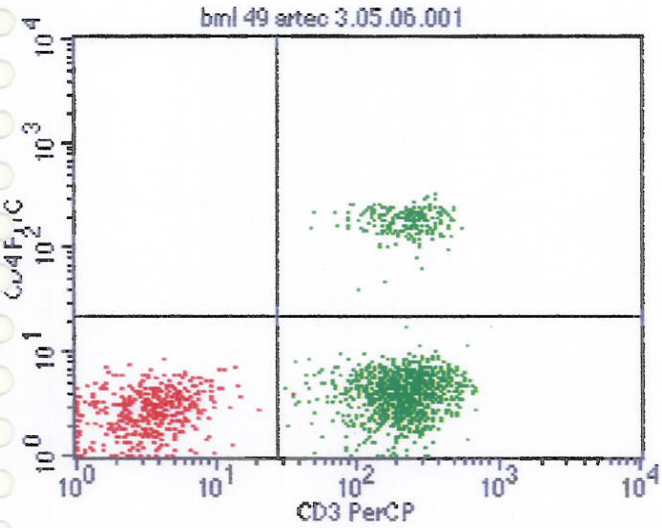

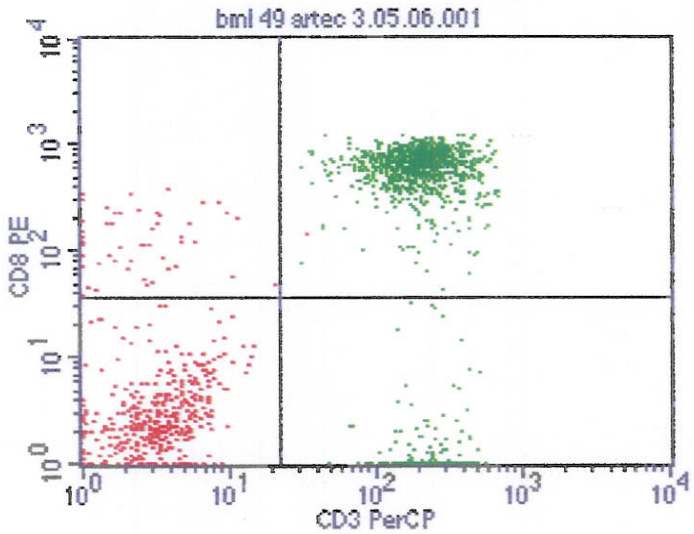

File: bml 49 artec 3.05.06.001
Log Data Units: Linear Values
Sample ID:
Gate: G1
Gated Events: 1631
Total Events: 10000
X Parameter: FL3-H CD3 PerCP (Log)
Y Parameter: FL1-H CD4 FITC (Log)

Quad	Events	% Gated	% Total
UL	0	0.00	0.00
UR	222	13.61	2.22
LL	419	25.69	4.19
LR	990	60.70	9.90

File: bml 49 artec 3.05.06.001
Log Data Units: Linear Values
Sample ID:
Gate: G1
Gated Events: 1631
Total Events: 10000
X Parameter: FL3-H CD3 PerCP (Log)
Y Parameter: FL2-H CD8 PE (Log)

Quad	Events	% Gated	% Total
UL	51	3.13	0.51
UR	994	60.94	9.94
LL	368	22.56	3.68
LR	218	13.37	2.18

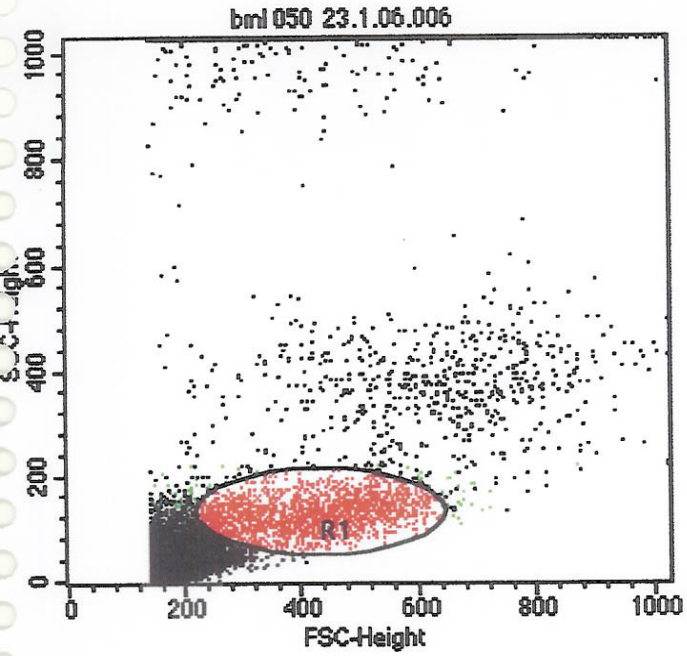

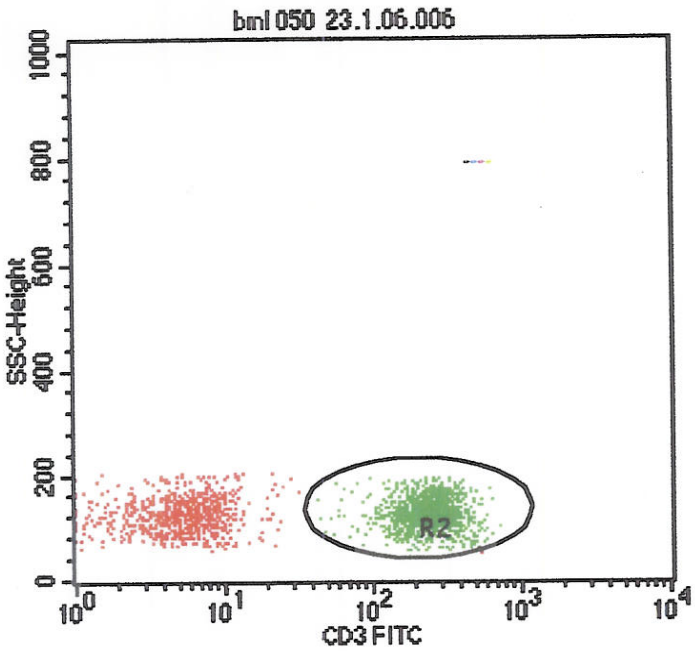

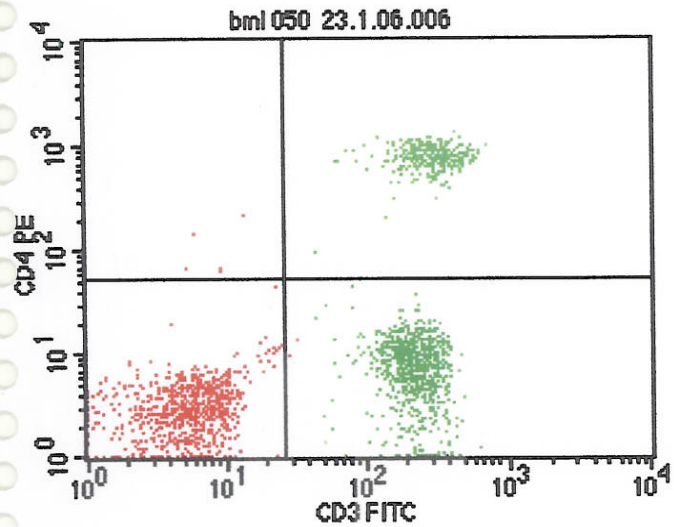

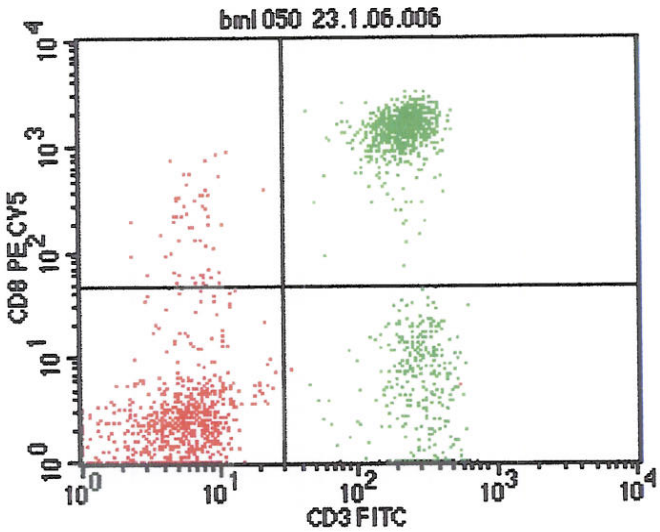

File: bml 050 23.1.06.006
Sample ID:
Tube:
Gate: G1
Total Events: 42404
Y Parameter: FL2-H CD4 PE (Log)

Quad	Events	% Gated	% Total
UL	5	0.25	0.01
UR	340	17.09	0.80
LL	792	39.82	1.87
LR	852	42.84	2.01

File: bml 050 23.1.06.006
Sample ID:
Tube:
Gate: G1
Total Events: 42404
Y Parameter: FL3-H CD8 PE CY5 (Log)

Quad	Events	% Gated	% Total
UL	56	2.82	0.13
UR	827	41.58	1.95
LL	742	37.31	1.75
LR	364	18.30	0.86

METROPOLIS HEALTH SERVICE

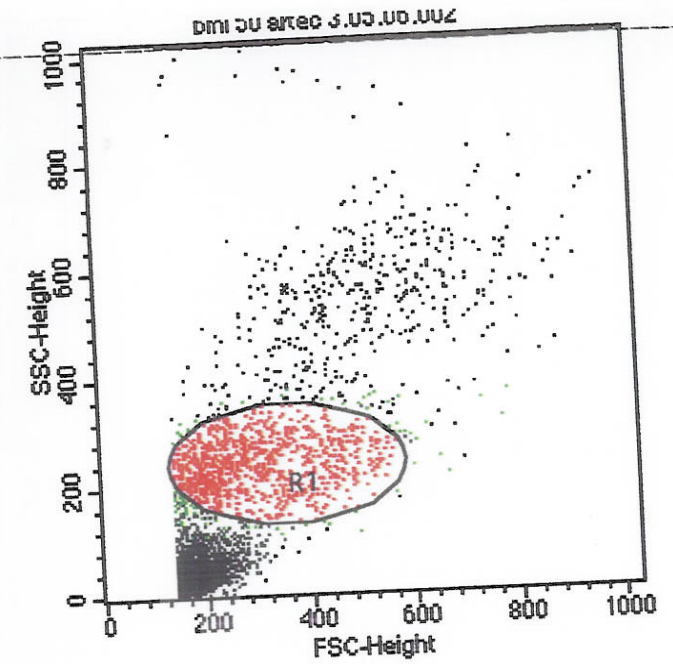

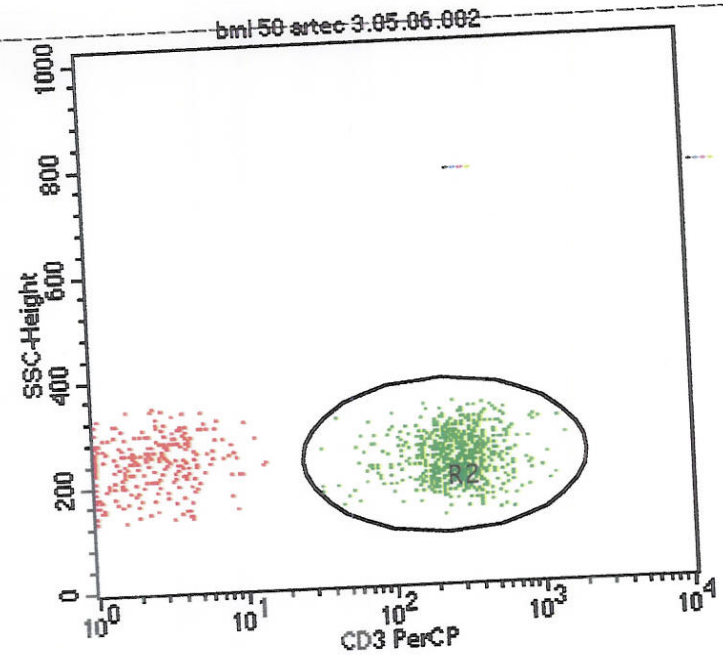

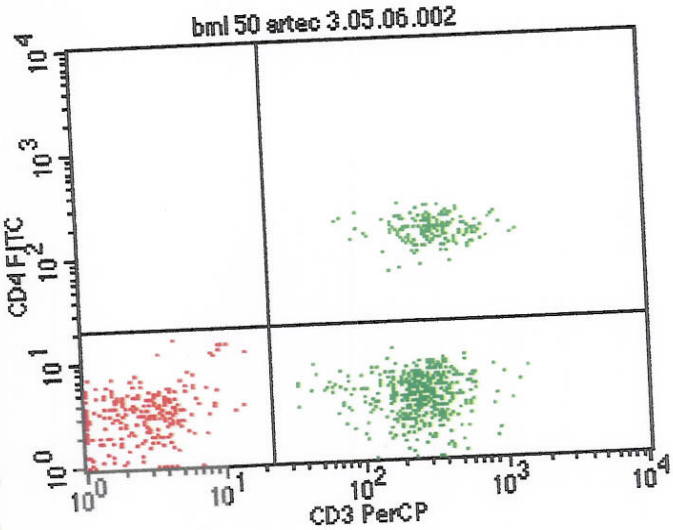

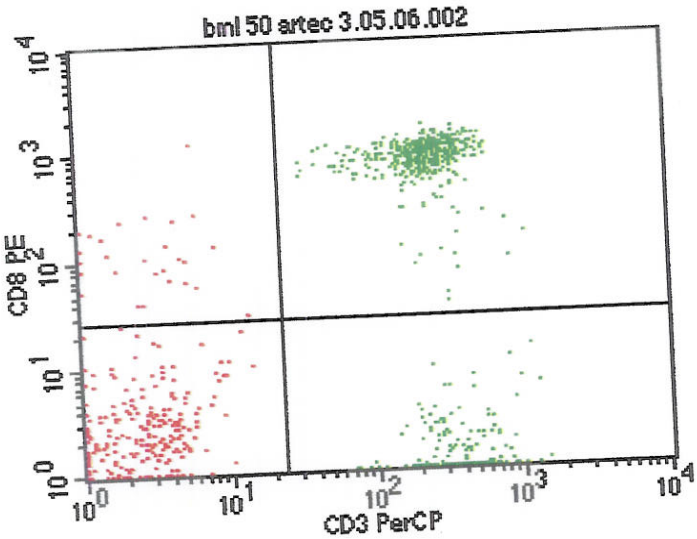

File: bml 50 artec 3.05.06.002
Log Data Units: Linear Values
Sample ID:
Gate: G1
Gated Events: 927
Total Events: 10000
X Parameter: FL3-H CD3 PerCP (Log)
Y Parameter: FL1-H CD4 FITC (Log)

Quad	Events	% Gated	% Total
UL	0	0.00	0.00
UR	191	20.60	1.91
LL	260	28.05	2.60
LR	476	51.35	4.76

File: bml 50 artec 3.05.06.002
Log Data Units: Linear Values
Sample ID:
Gate: G1
Gated Events: 927
Total Events: 10000
X Parameter: FL3-H CD3 PerCP (Log)
Y Parameter: FL2-H CD8 PE (Log)

Quad	Events	% Gated	% Total
UL	27	2.91	0.27
UR	466	50.27	4.66
LL	233	25.13	2.33
LR	201	21.68	2.01

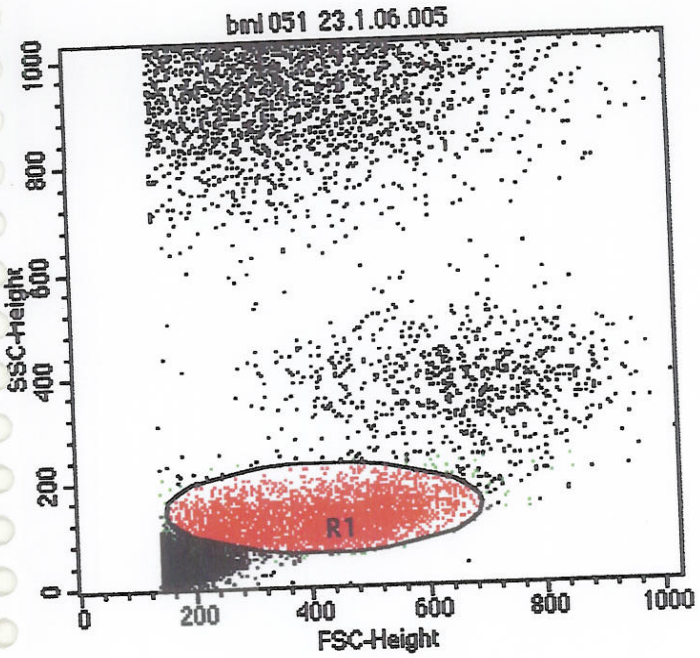

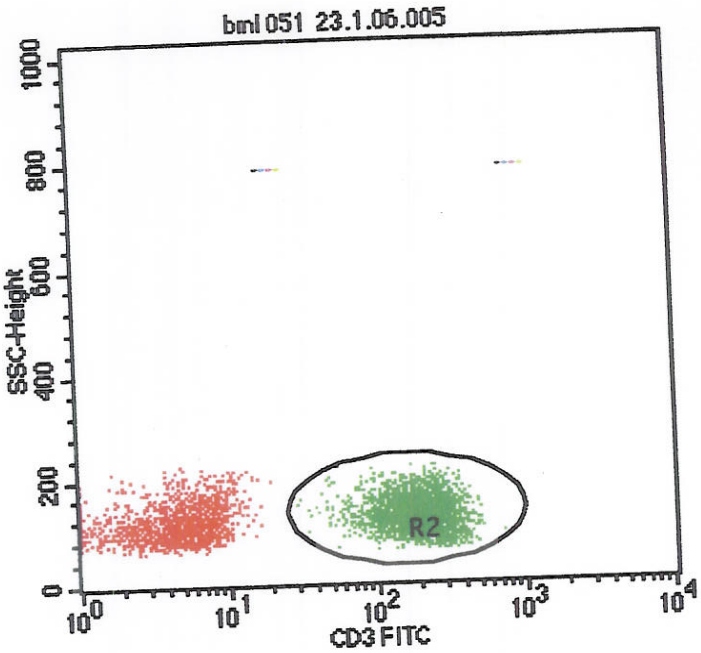

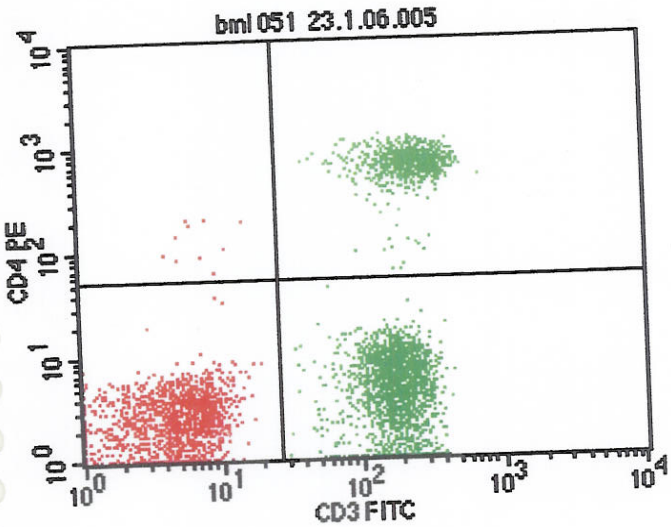

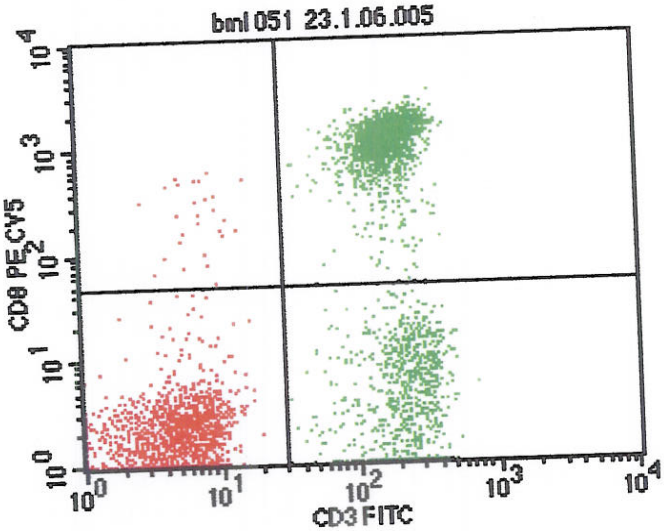

File: bml 051 23.1.06.005
Sample ID:
Tube:
Gate: G1
Total Events: 44503
Y Parameter: FL2-H CD4 PE (Log)

Quad	Events	% Gated	% Total
UL	11	0.26	0.02
UR	771	18.41	1.73
LL	1453	34.69	3.26
LR	1954	46.65	4.39

File: bml 051 23.1.06.005
Sample ID:
Tube:
Gate: G1
Total Events: 44503
Y Parameter: FL3-H CD8 PE CY5 (Log)

Quad	Events	% Gated	% Total
UL	29	0.69	0.07
UR	1830	43.69	4.11
LL	1435	34.26	3.22
LR	895	21.37	2.01

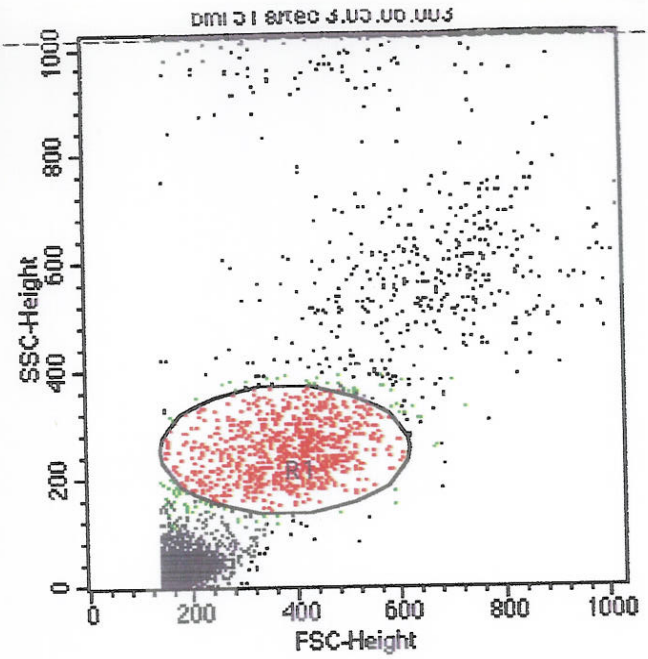

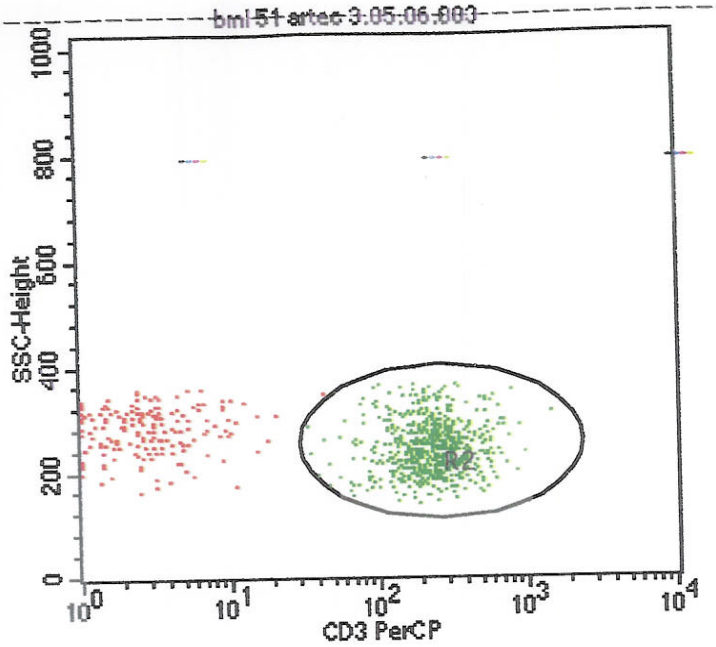

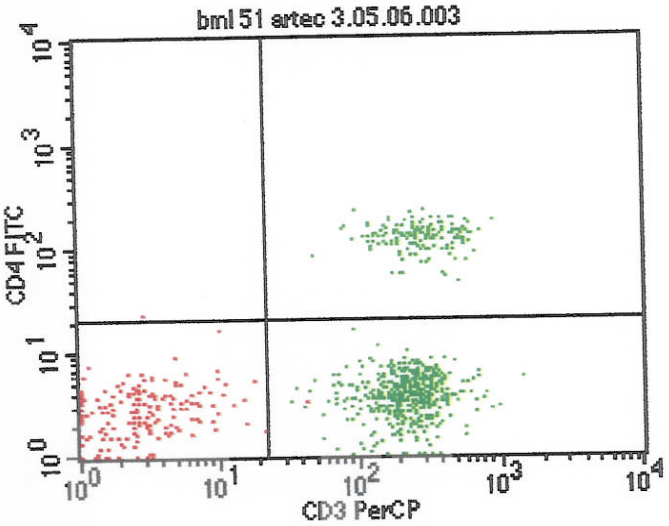

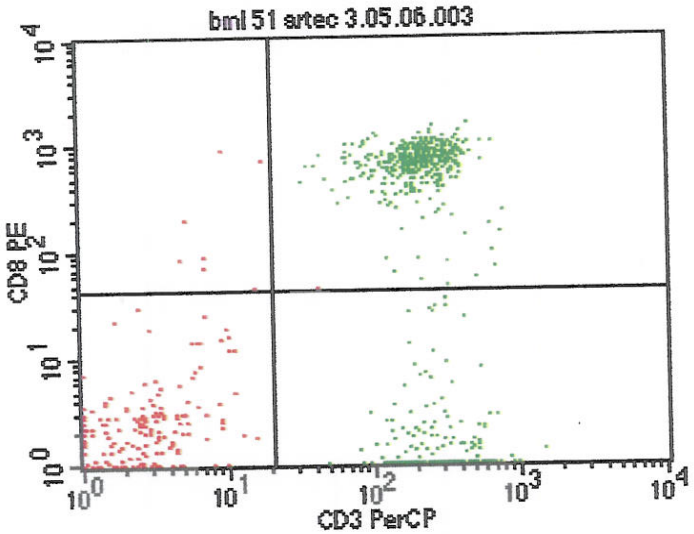

File: bml 51 artec 3.05.06.003
Log Data Units: Linear Values
Sample ID:
Gate: G1
Gated Events: 818
Total Events: 10000
X Parameter: FL3-H CD3 PerCP (Log)
Y Parameter: FL1-H CD4 FITC (Log)

Quad	Events	% Gated	% Total
UL	1	0.12	0.01
UR	166	20.29	1.66
LL	169	20.66	1.69
LR	482	58.92	4.82

File: bml 51 artec 3.05.06.003
Log Data Units: Linear Values
Sample ID:
Gate: G1
Gated Events: 818
Total Events: 10000
X Parameter: FL3-H CD3 PerCP (Log)
Y Parameter: FL2-H CD8 PE (Log)

Quad	Events	% Gated	% Total
UL	7	0.86	0.07
UR	453	55.38	4.53
LL	163	19.93	1.63
LR	195	23.84	1.95

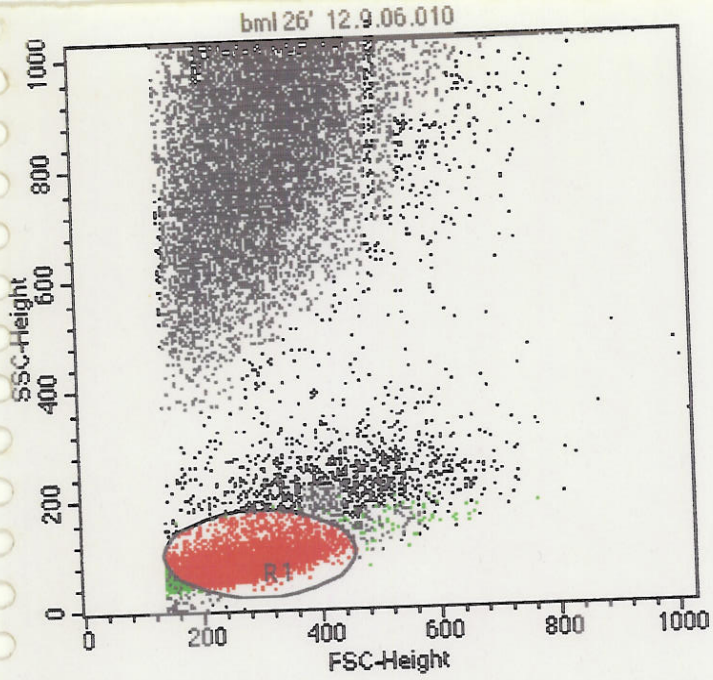

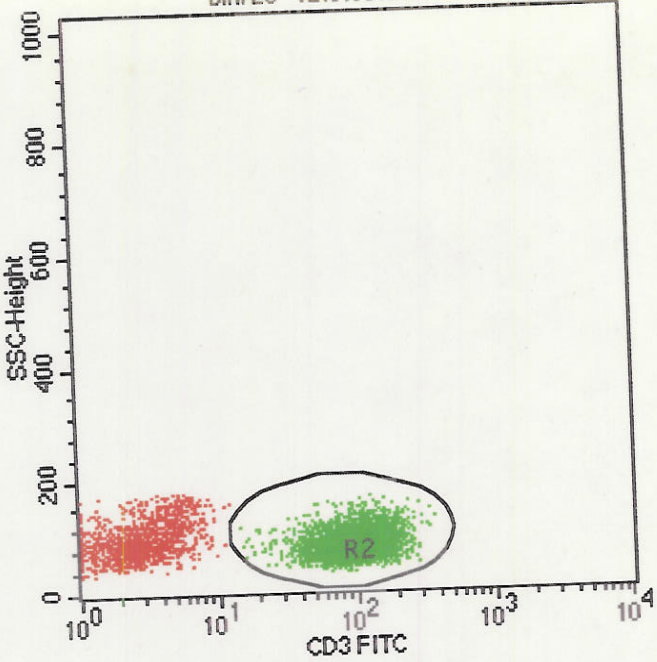

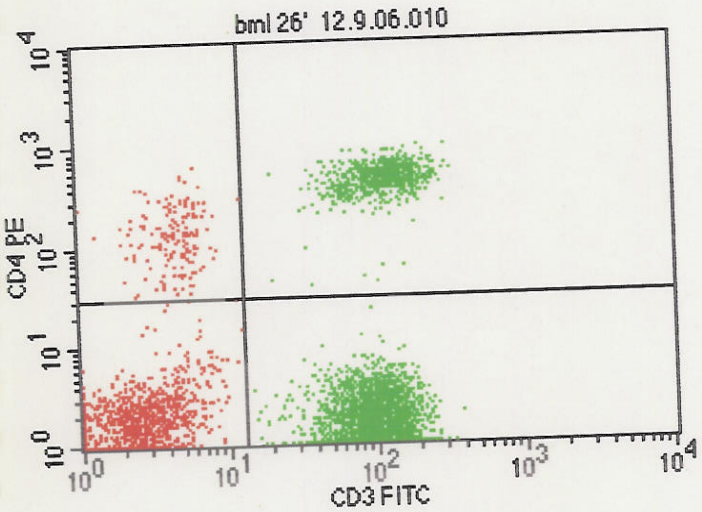

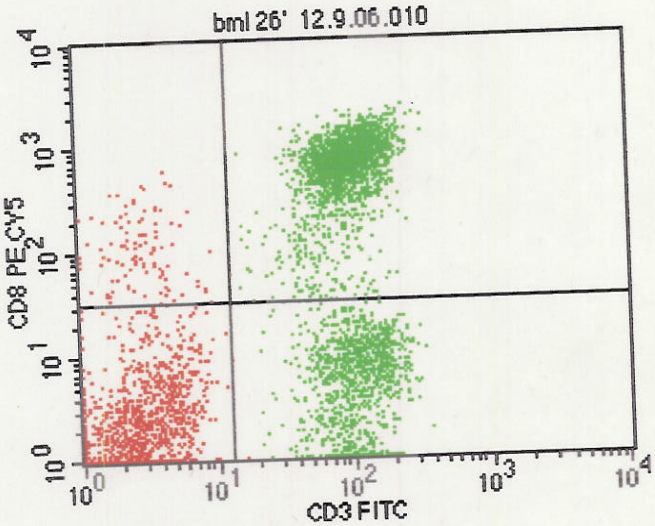

File: bml 26' 12.9.06.010
Log Data Units: Linear Values
Sample ID:
Gate: G1
Gated Events: 5046
Total Events: 22493
X Parameter: FL1-H CD3 FITC (Log)
Y Parameter: FL2-H CD4 PE (Log)

Quad	Events	% Gated	% Total
UL	169	3.35	0.75
UR	723	14.33	3.21
LL	990	19.62	4.40
LR	3164	62.70	14.07

File: bml 26' 12.9.06.010
Sample ID:
Tube:
Gate: G1
Total Events: 22493
Y Parameter: FL3-H CD8 PE CY5 (Log)

Quad	Events	% Gated	% Total
UL	107	2.12	0.48
UR	2836	56.20	12.61
LL	1052	20.85	4.68
LR	1051	20.83	4.67

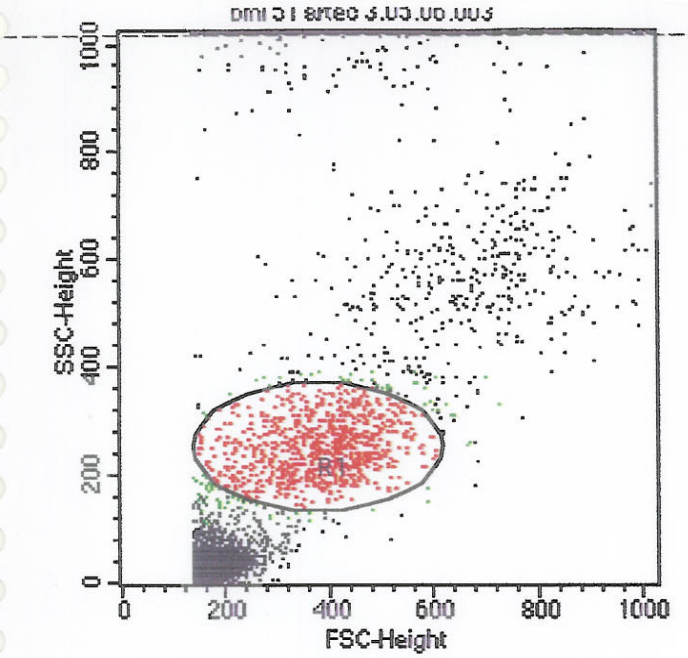

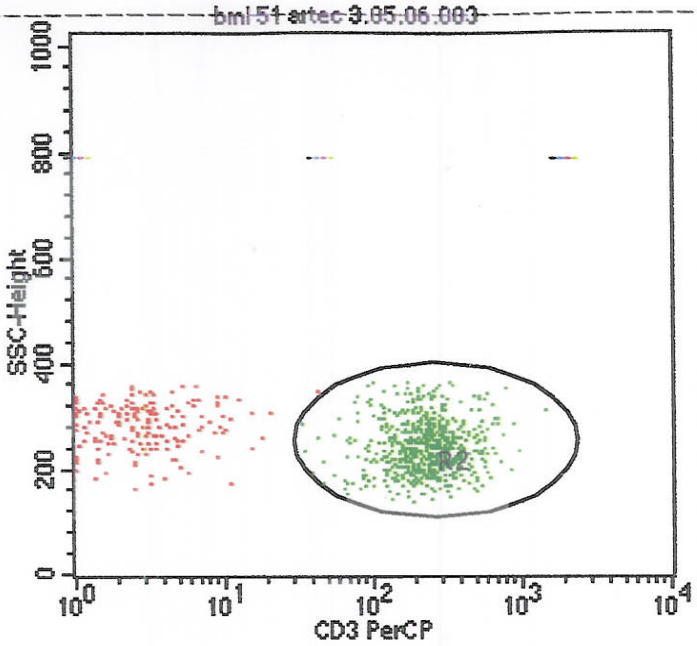

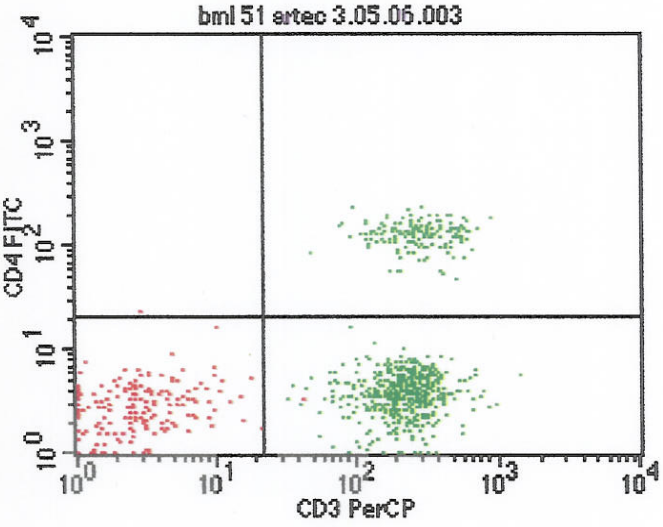

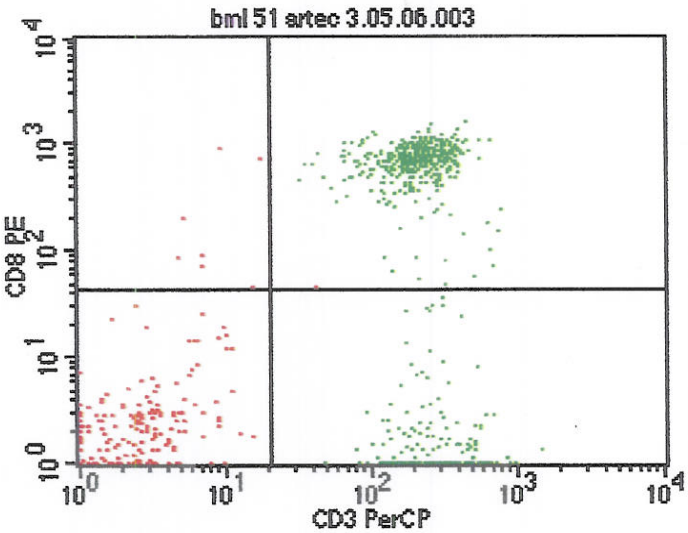

File: bml 51 artec 3.05.06.003
Log Data Units: Linear Values
Sample ID:
Gate: G1
Gated Events: 818
Total Events: 10000
X Parameter: FL3-H CD3 PerCP (Log)
Y Parameter: FL1-H CD4 FITC (Log)

Quad	Events	% Gated	% Total
UL	1	0.12	0.01
UR	166	20.29	1.66
LL	169	20.66	1.69
LR	482	58.92	4.82

File: bml 51 artec 3.05.06.003
Log Data Units: Linear Values
Sample ID:
Gate: G1
Gated Events: 818
Total Events: 10000
X Parameter: FL3-H CD3 PerCP (Log)
Y Parameter: FL2-H CD8 PE (Log)

Quad	Events	% Gated	% Total
UL	7	0.86	0.07
UR	453	55.38	4.53
LL	163	19.93	1.63
LR	195	23.84	1.95

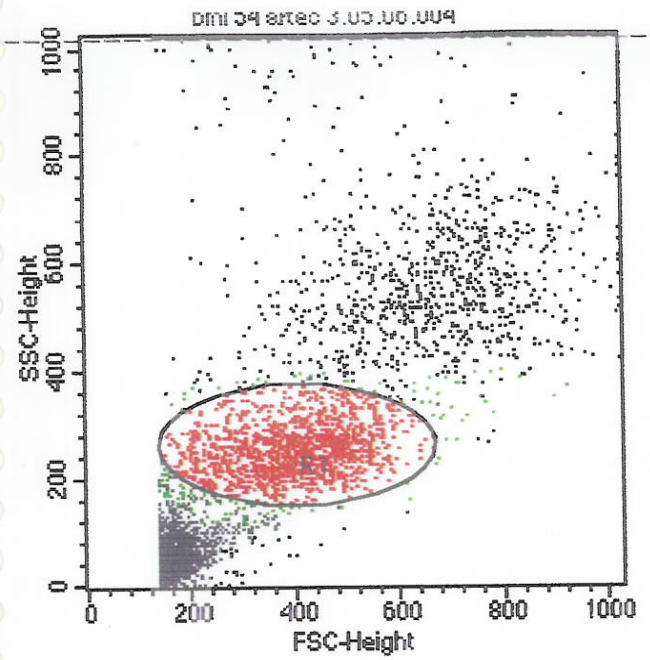

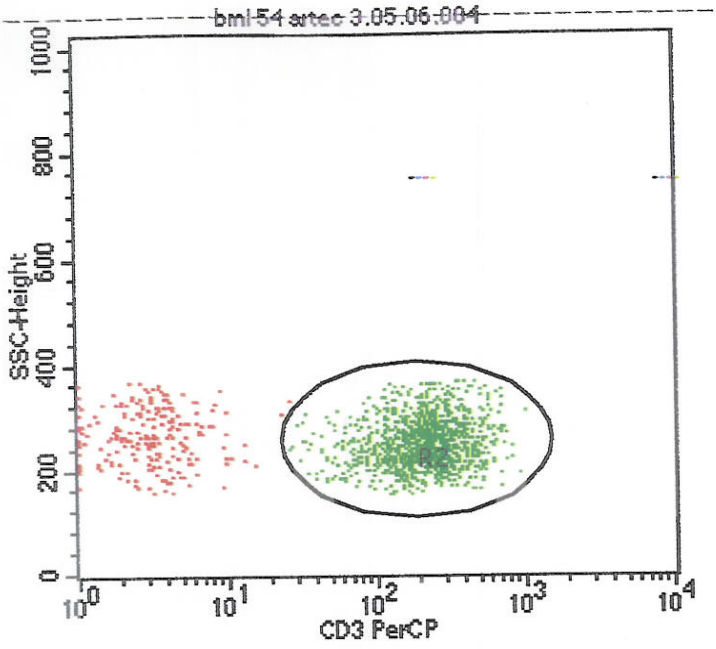

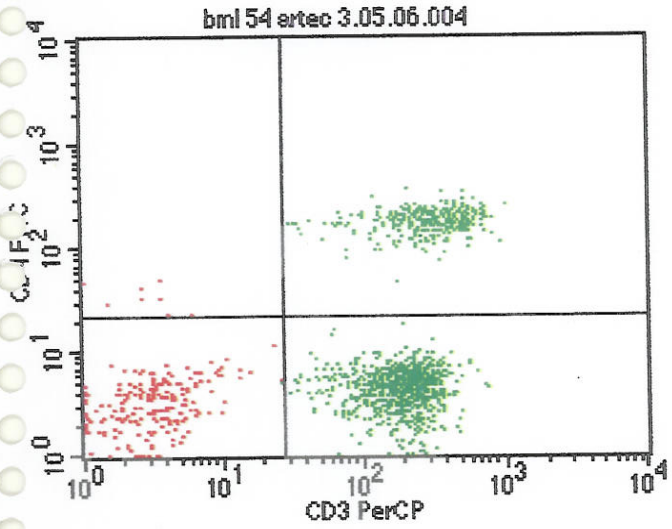

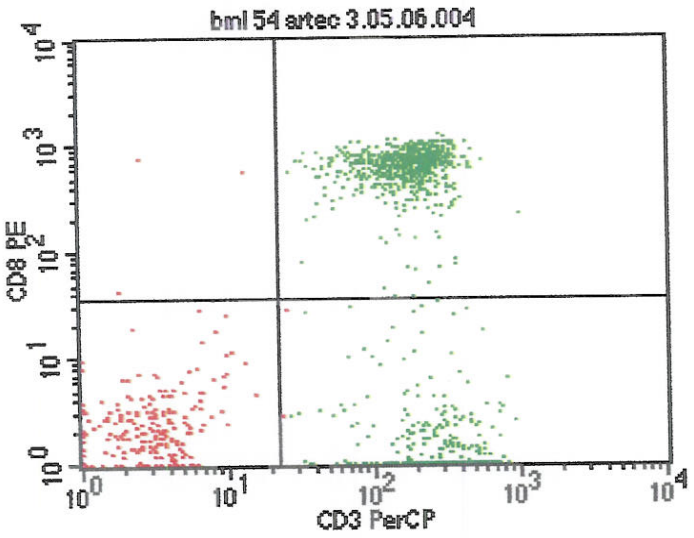

File: bml 54 artec 3.05.06.004
Log Data Units: Linear Values
Sample ID:
Gate: G1
Gated Events: 1405
Total Events: 10000
X Parameter: FL3-H CD3 PerCP (Log)
Y Parameter: FL1-H CD4 FITC (Log)

Quad	Events	% Gated	% Total
UL	9	0.64	0.09
UR	351	24.98	3.51
LL	212	15.09	2.12
LR	833	59.29	8.33

File: bml 54 artec 3.05.06.004
Log Data Units: Linear Values
Sample ID:
Gate: G1
Gated Events: 1405
Total Events: 10000
X Parameter: FL3-H CD3 PerCP (Log)
Y Parameter: FL2-H CD8 PE (Log)

Quad	Events	% Gated	% Total
UL	4	0.28	0.04
UR	784	55.80	7.84
LL	213	15.16	2.13
LR	404	28.75	4.04

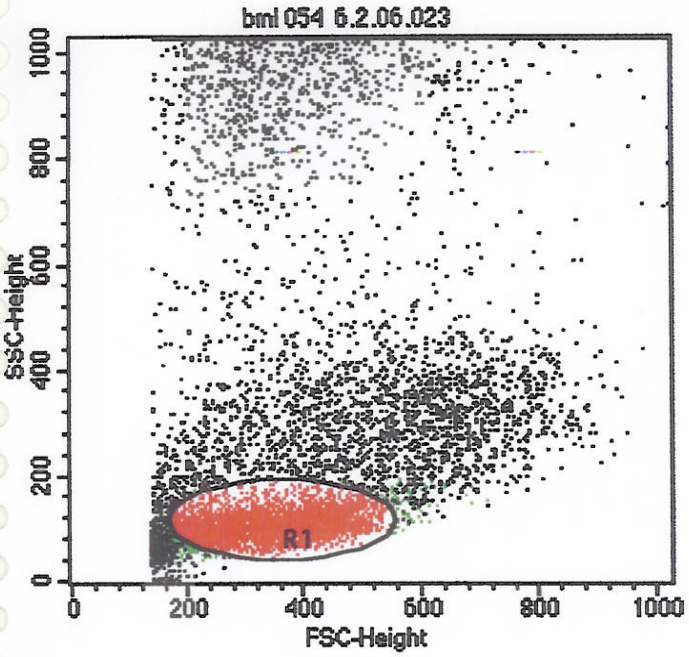

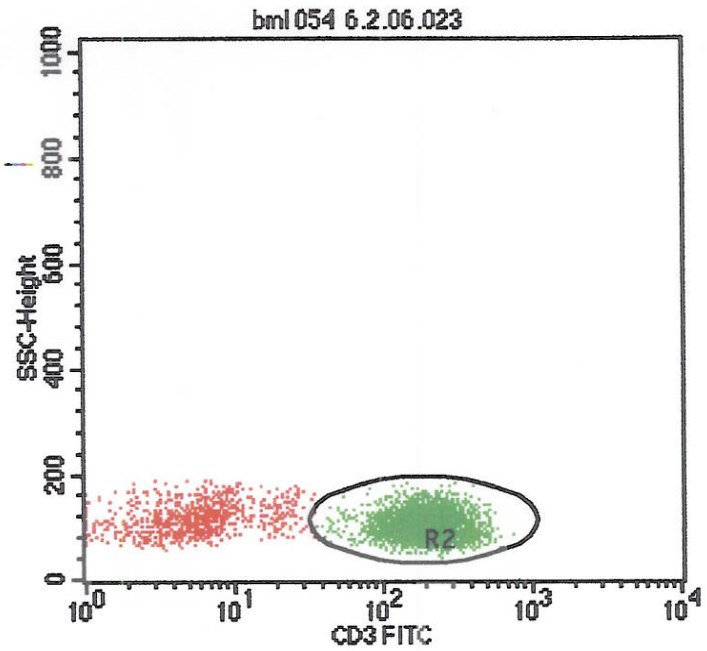

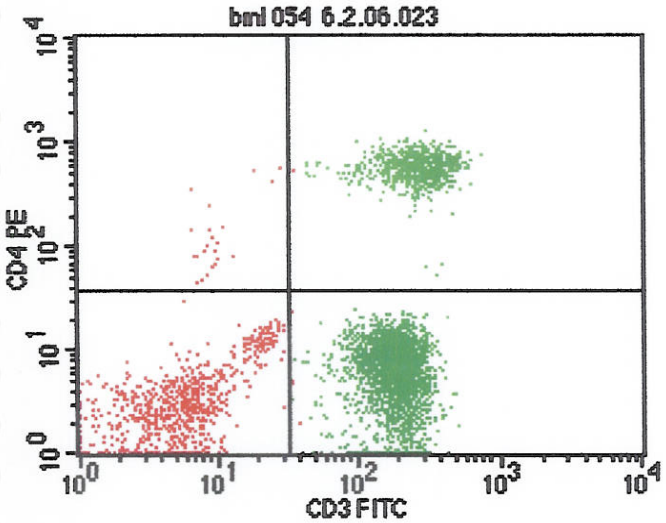

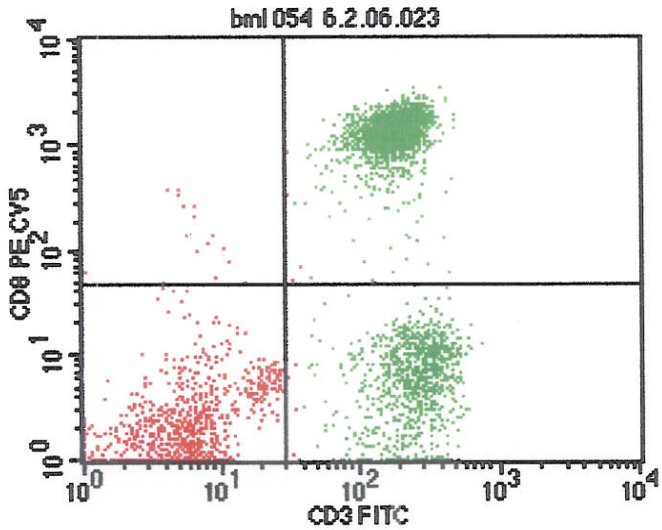

File: bml 054 6.2.06.023
Sample ID:
Tube:
Gate: G1
Total Events: 13953
Y Parameter: FL2-H CD4 PE (Log)

Quad	Events	% Gated	% Total
UL	24	0.52	0.17
UR	831	17.96	5.96
LL	830	17.93	5.95
LR	2943	63.59	21.09

File: bml 054 6.2.06.023
Sample ID:
Tube:
Gate: G1
Total Events: 13953
Y Parameter: FL3-H CD8 PE CY5 (Log)

Quad	Events	% Gated	% Total
UL	17	0.37	0.12
UR	2806	60.63	20.11
LL	833	18.00	5.97
LR	972	21.00	6.97

METROPOLIS HEALTH SERVICES

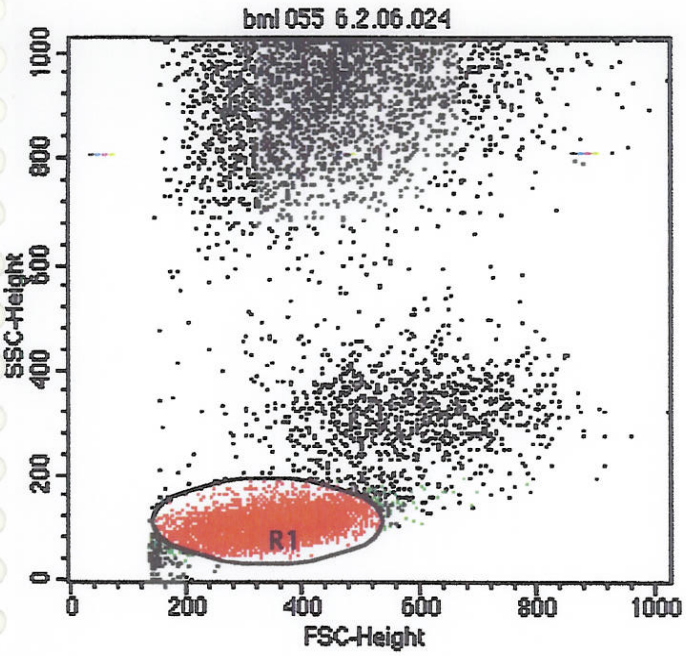

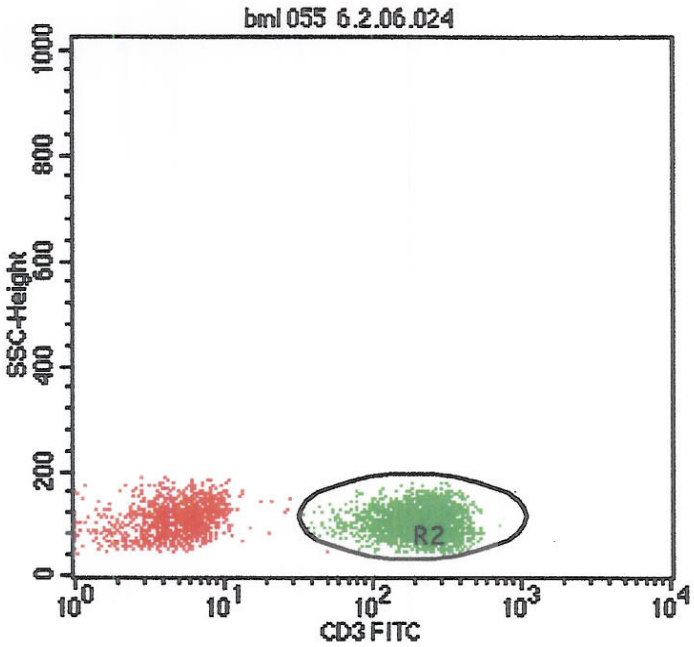

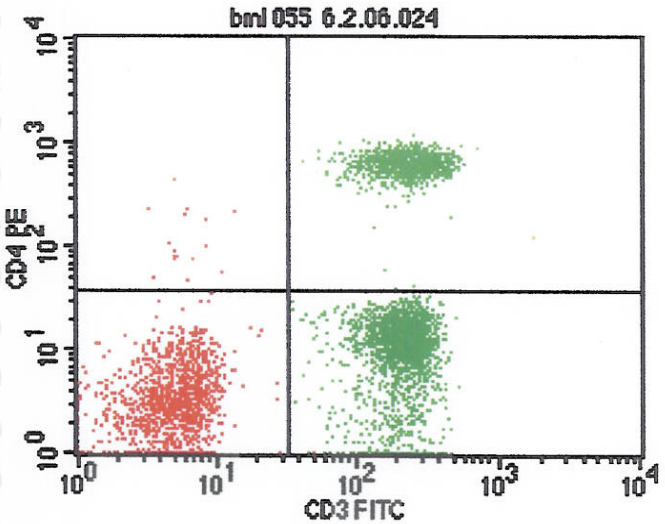

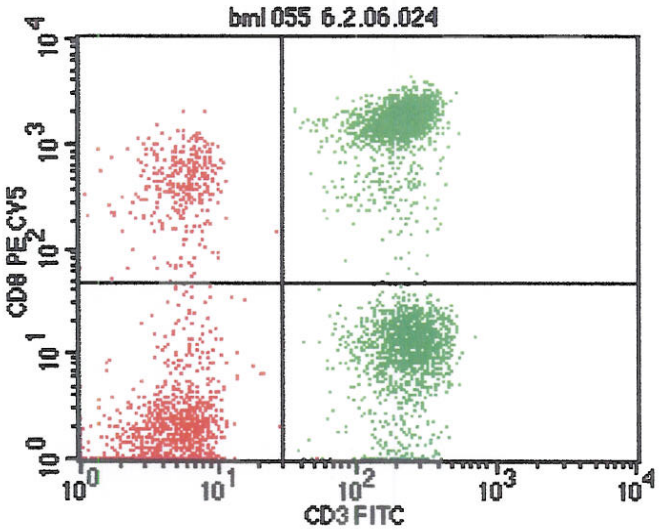

File: bml 055 6.2.06.024
Sample ID:
Tube:
Gate: G1
Total Events: 15043
Y Parameter: FL2-H CD4 PE (Log)

Quad	Events	% Gated	% Total
UL	16	0.32	0.11
UR	1301	25.75	8.65
LL	1373	27.18	9.13
LR	2362	46.75	15.70

File: bml 055 6.2.06.024
Sample ID:
Tube:
Gate: G1
Total Events: 15043
Y Parameter: FL3-H CD8 PE CY5 (Log)

Quad	Events	% Gated	% Total
UL	368	7.28	2.45
UR	2199	43.53	14.62
LL	1021	20.21	6.79
LR	1464	28.98	9.73

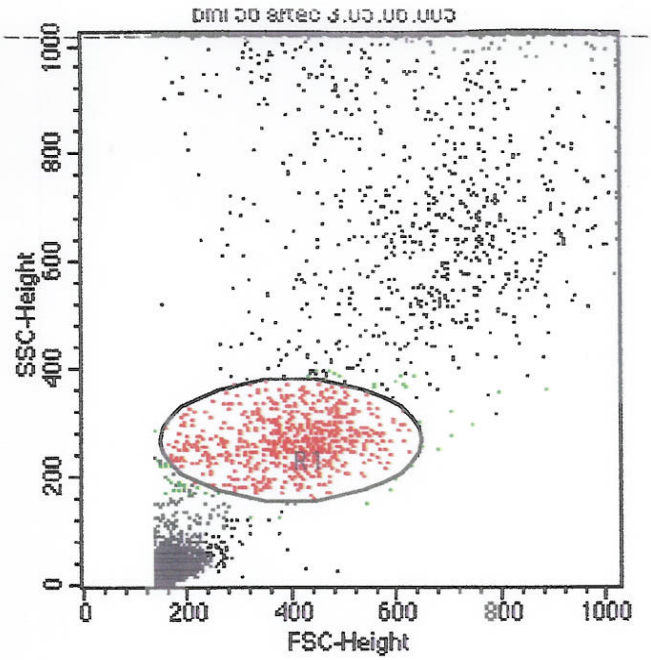

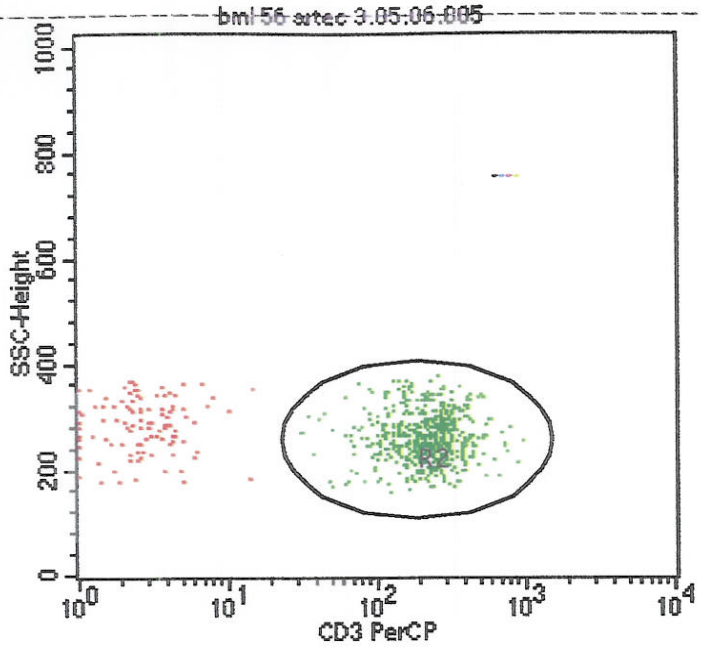

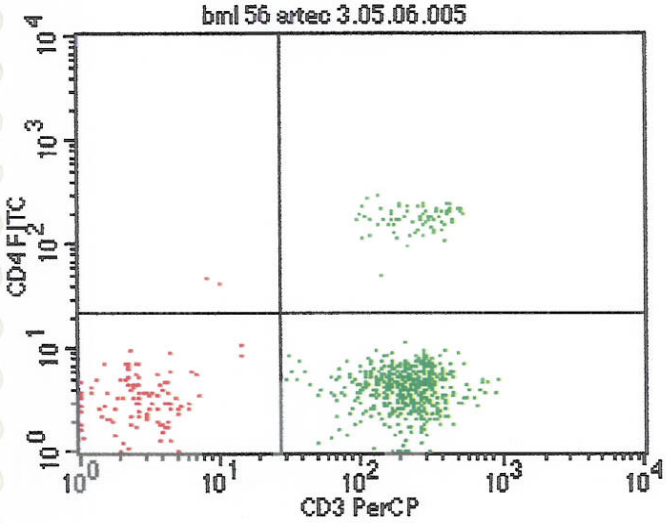

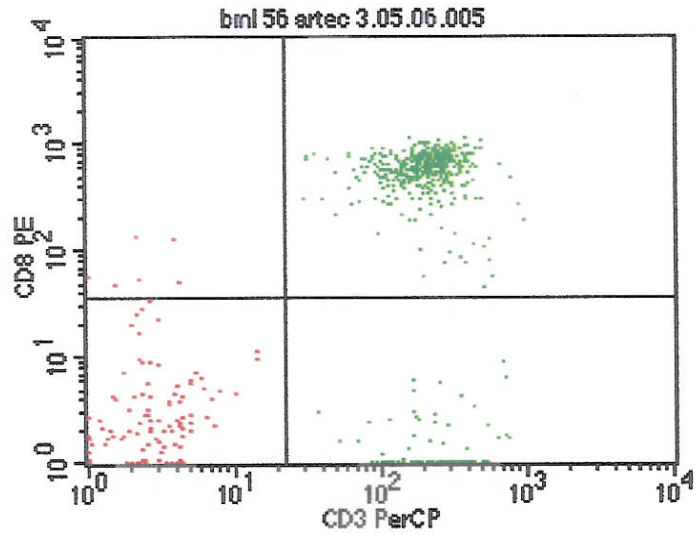

File: bml 56 artec 3.05.06.005
Log Data Units: Linear Values
Sample ID:
Gate: G1
Gated Events: 664
Total Events: 10000
X Parameter: FL3-H CD3 PerCP (Log)
Y Parameter: FL1-H CD4 FITC (Log)

Quad	Events	% Gated	% Total
UL	2	0.30	0.02
UR	72	10.84	0.72
LL	104	15.66	1.04
LR	486	73.19	4.86

File: bml 56 artec 3.05.06.005
Log Data Units: Linear Values
Sample ID:
Gate: G1
Gated Events: 664
Total Events: 10000
X Parameter: FL3-H CD3 PerCP (Log)
Y Parameter: FL2-H CD8 PE (Log)

Quad	Events	% Gated	% Total
UL	6	0.90	0.06
UR	467	70.33	4.67
LL	100	15.06	1.00
LR	91	13.70	0.91

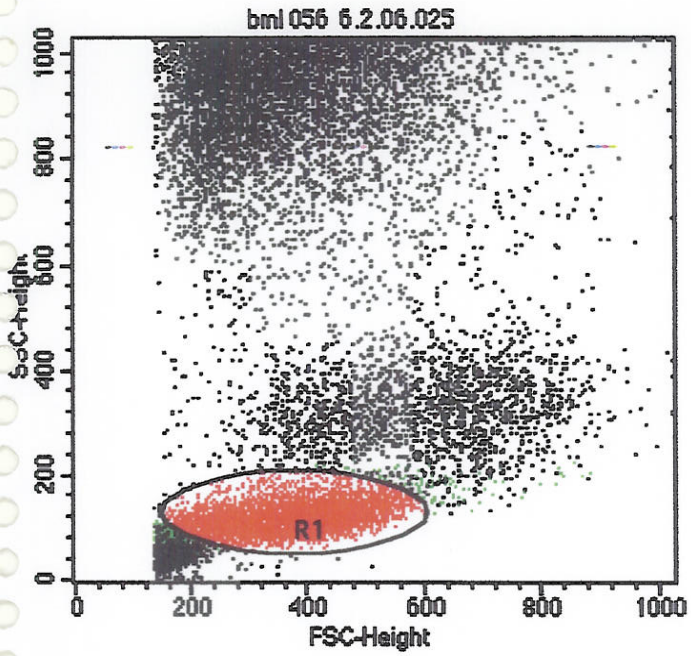

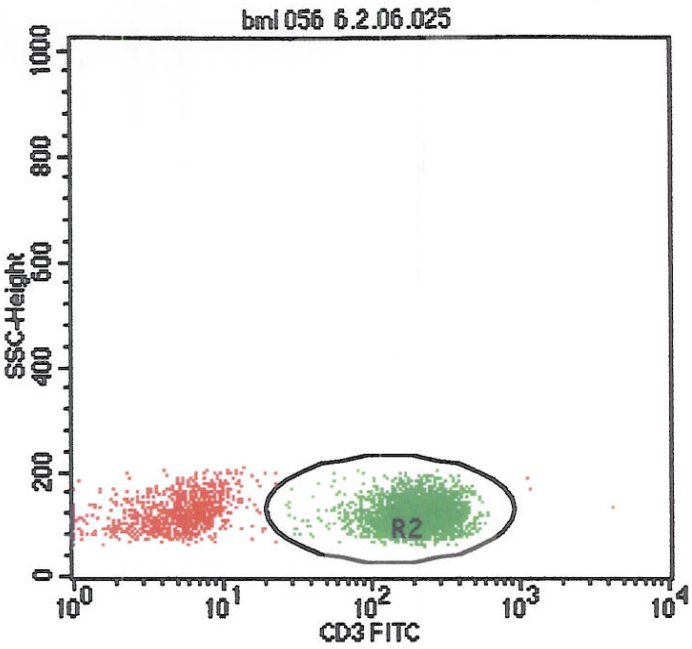

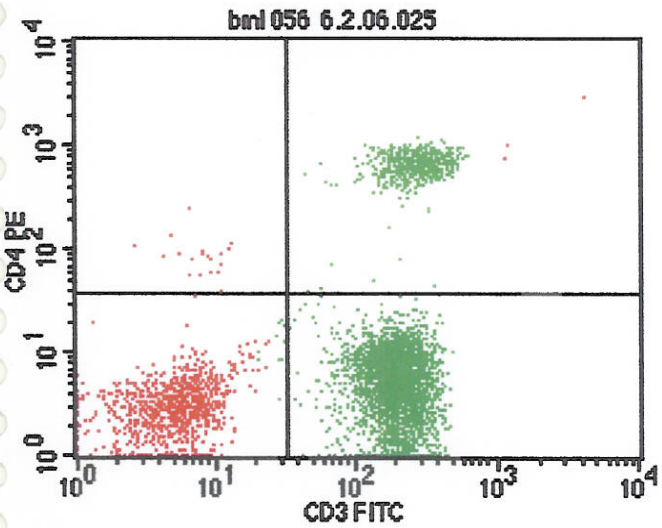

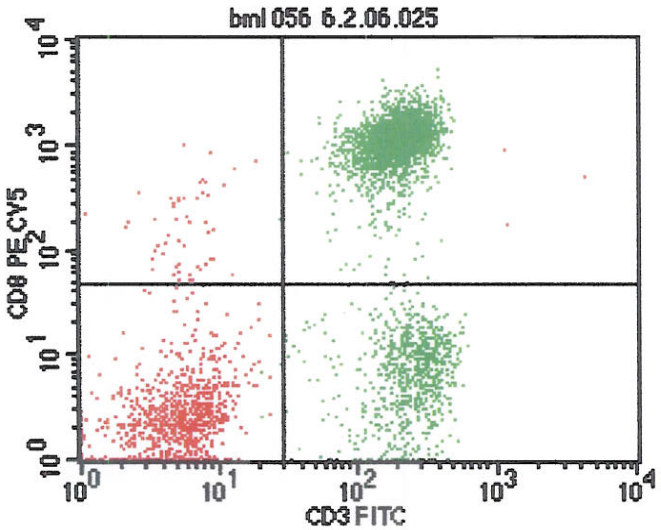

File: bml 056 6.2.06.025
Sample ID:
Tube:
Gate: G1
Total Events: 27066
Y Parameter: FL2-H CD4 PE (Log)

Quad	Events	% Gated	% Total
UL	19	0.37	0.07
UR	612	12.02	2.26
LL	928	18.22	3.43
LR	3533	69.38	13.05

File: bml 056 6.2.06.025
Sample ID:
Tube:
Gate: G1
Total Events: 27066
Y Parameter: FL3-H CD8 PE CY5 (Log)

Quad	Events	% Gated	% Total
UL	52	1.02	0.19
UR	3372	66.22	12.46
LL	890	17.48	3.29
LR	778	15.28	2.87

METROPOLIS HEALTH SERVICES

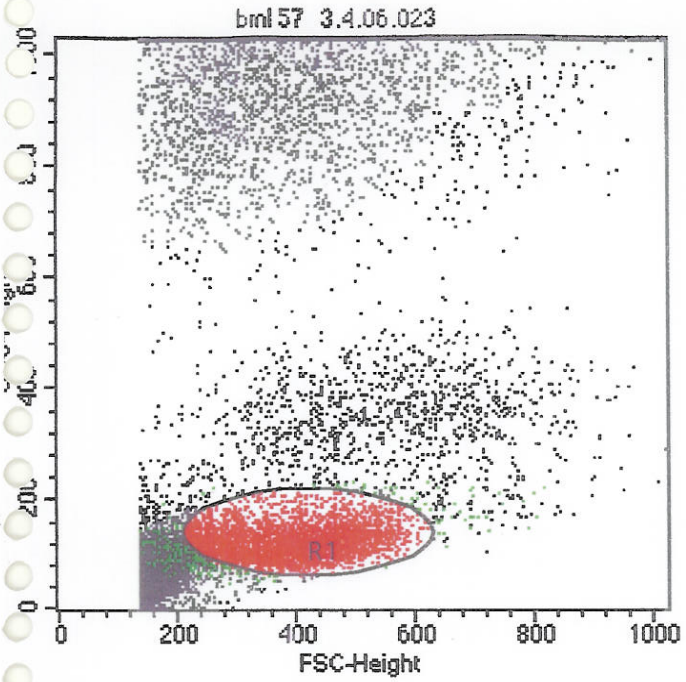

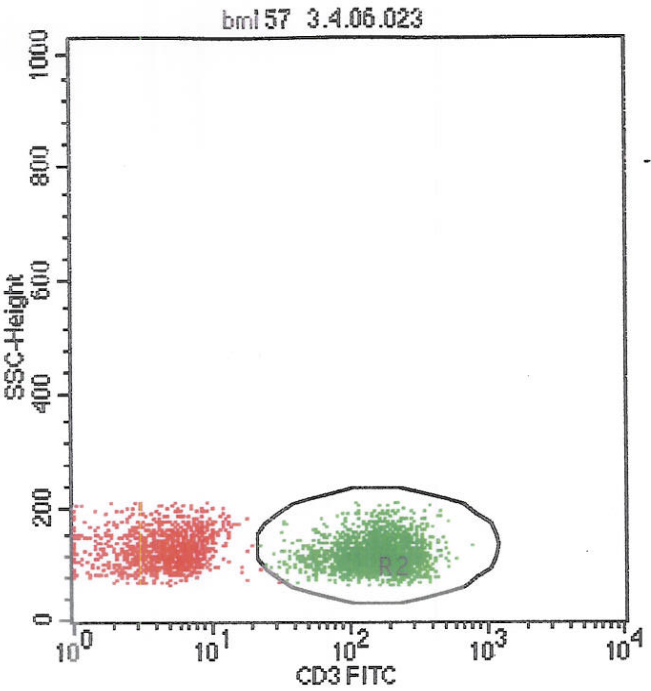

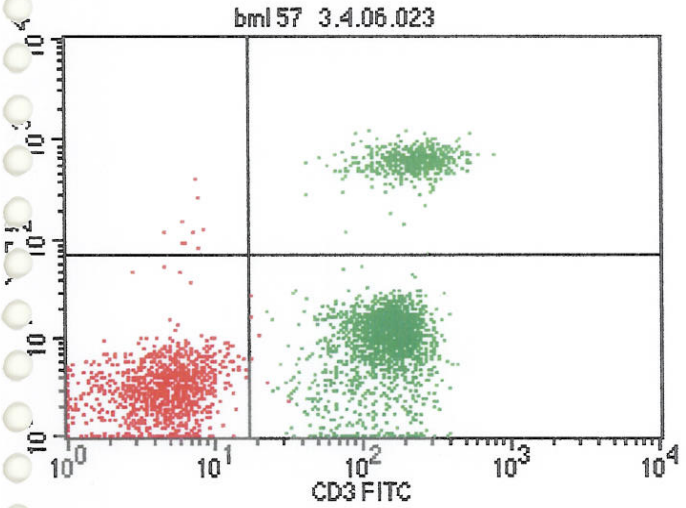

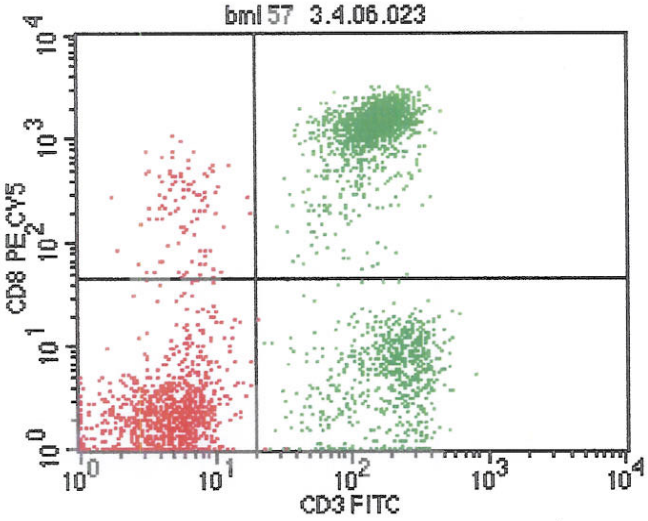

File: bml 57 3.4.06.023
Log Data Units: Linear Values
Sample ID:
Gate: G1
Gated Events: 3595
Total Events: 18779
X Parameter: FL1-H CD3 FITC (Log)
Y Parameter: FL2-H CD4 PE (Log)

Quad	Events	% Gated	% Total
UL	9	0.25	0.05
UR	527	14.66	2.81
LL	1113	30.96	5.93
LR	1946	54.13	10.36

File: bml 57 3.4.06.023
Sample ID:
Tube:
Gate: G1
Total Events: 18779
Y Parameter: FL3-H CD8 PE CY5 (Log)

Quad	Events	% Gated	% Total
UL	102	2.84	0.54
UR	1820	50.63	9.69
LL	1023	28.46	5.45
LR	650	18.08	3.46

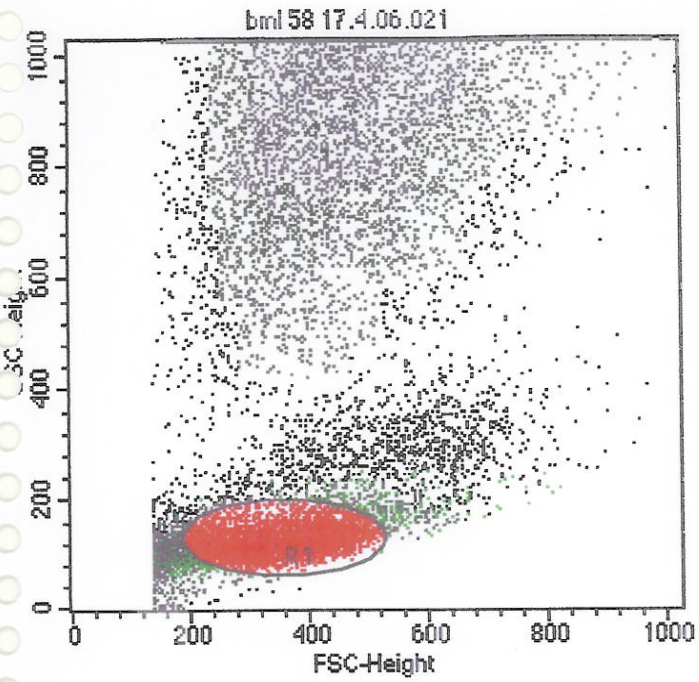

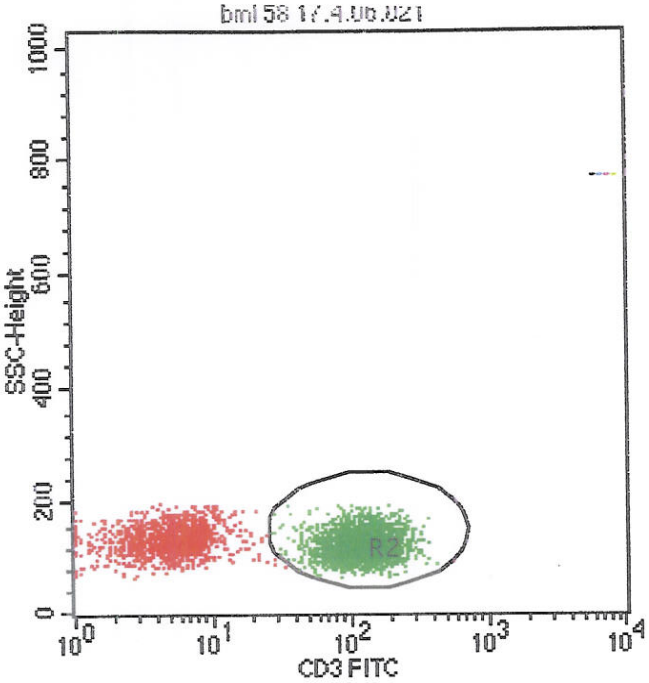

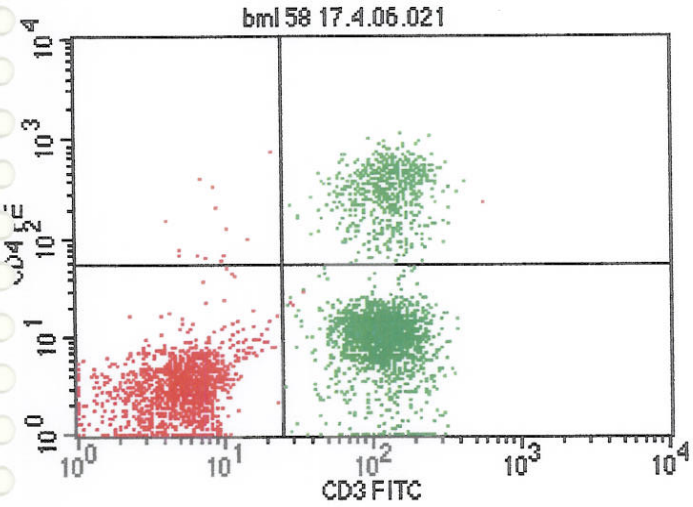

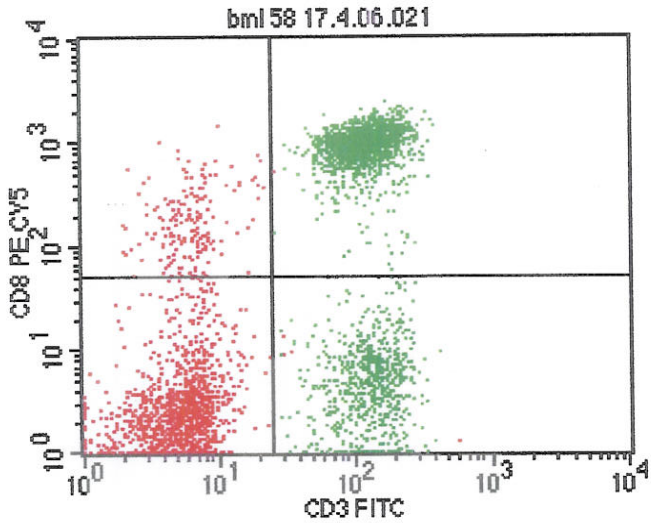

File: bml 58 17.4.06.021
Log Data Units: Linear Values
Sample ID:
Gate: G1
Gated Events: 4138
Total Events: 13577
X Parameter: FL1-H CD3 FITC (Log)
Y Parameter: FL2-H CD4 PE (Log)

Quad	Events	% Gated	% Total
UL	14	0.34	0.10
UR	623	15.06	4.59
LL	1464	35.38	10.78
LR	2037	49.23	15.00

File: bml 58 17.4.06.021
Sample ID:
Tube:
Gate: G1
Total Events: 13577
Y Parameter: FL3-H CD8 PE CY5 (Log)

Quad	Events	% Gated	% Total
UL	179	4.33	1.32
UR	1946	47.03	14.33
LL	1298	31.37	9.56
LR	715	17.28	5.27

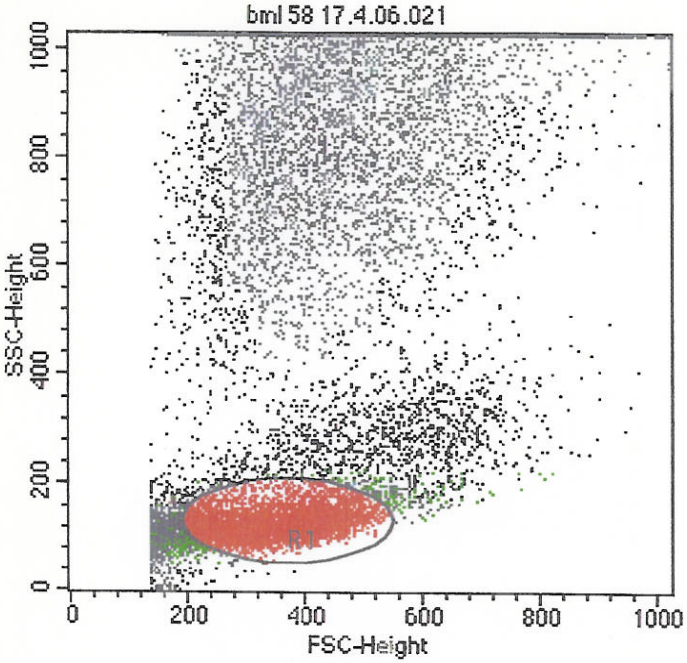

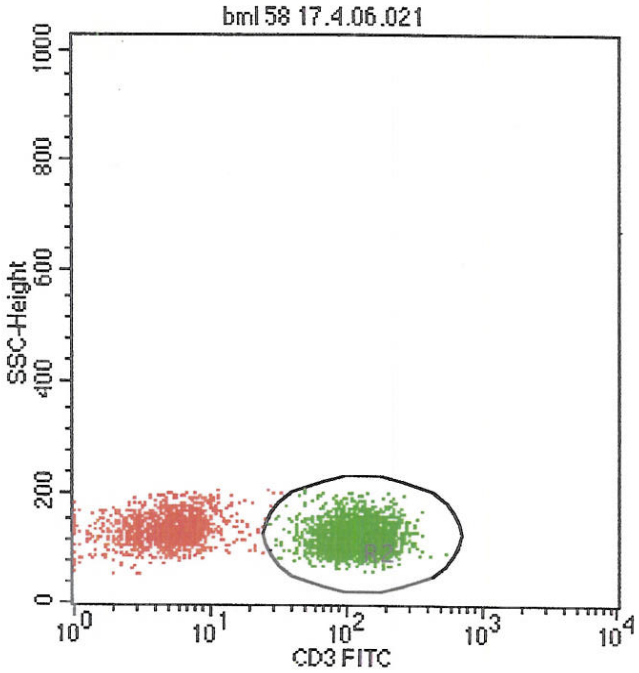

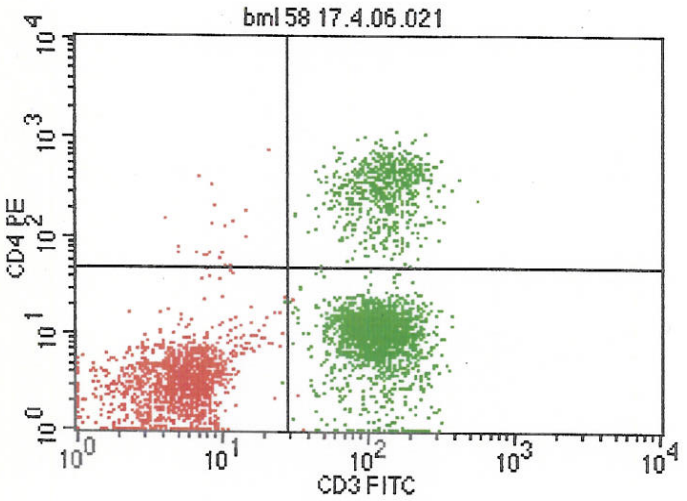

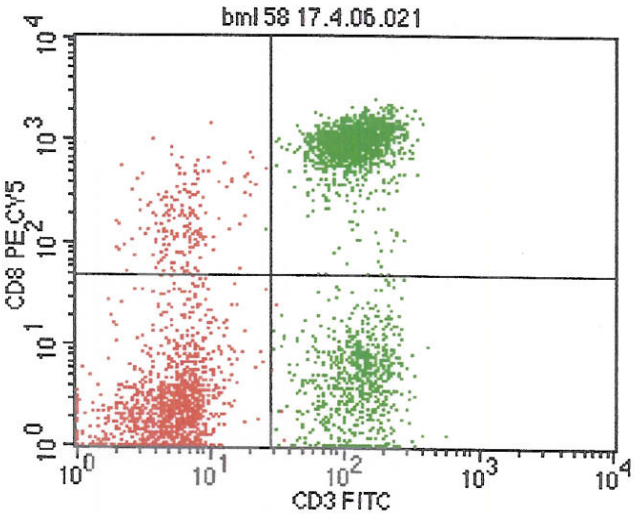

File: bml 58 17.4.06.021
Log Data Units: Linear Values
Sample ID:
Gate: G1
Gated Events: 4257
Total Events: 13577
X Parameter: FL1-H CD3 FITC (Log)
Y Parameter: FL2-H CD4 PE (Log)

Quad	Events	% Gated	% Total
UL	22	0.52	0.16
UR	649	15.25	4.78
LL	1504	35.33	11.08
LR	2082	48.91	15.33

File: bml 58 17.4.06.021
Sample ID:
Tube:
Gate: G1
Total Events: 13577
Y Parameter: FL3-H CD8 PE CY5 (Log)

Quad	Events	% Gated	% Total
UL	189	4.44	1.39
UR	1993	46.82	14.68
LL	1337	31.41	9.85
LR	738	17.34	5.44

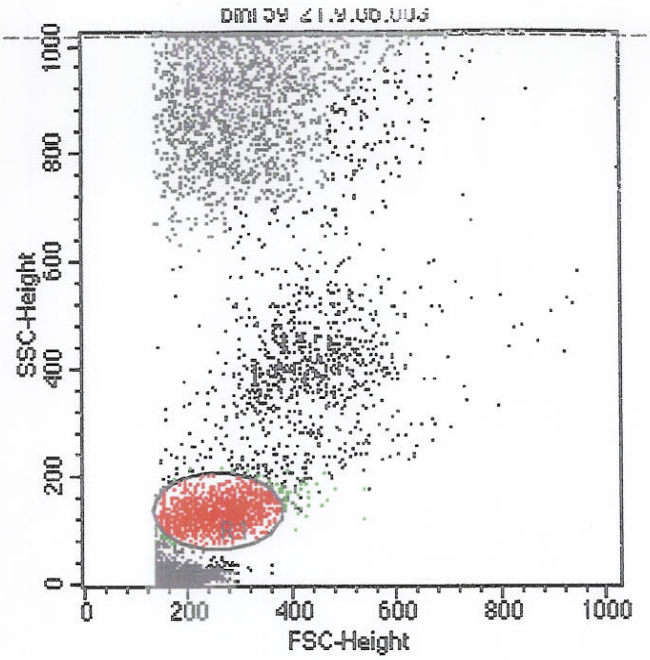

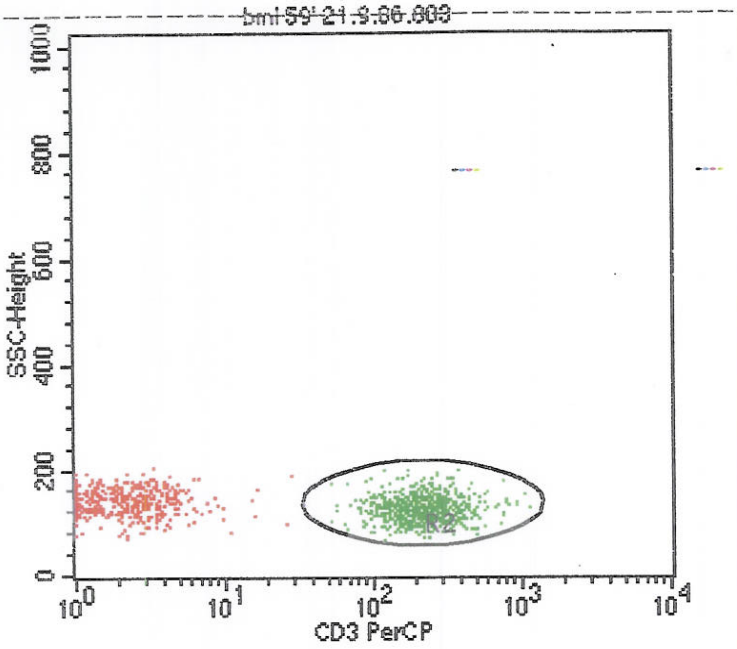

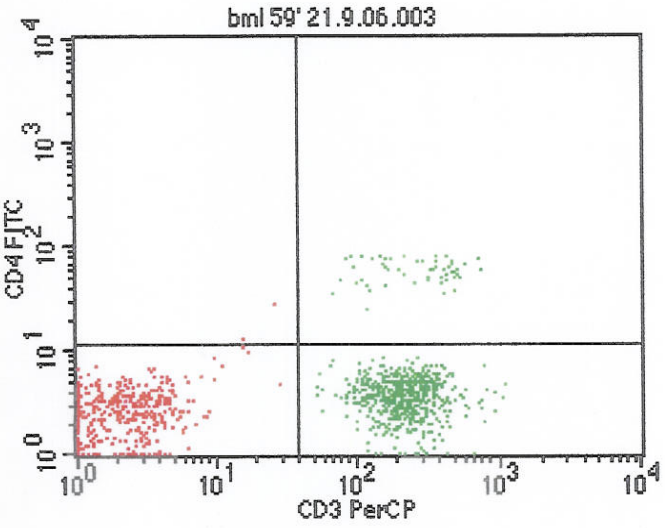

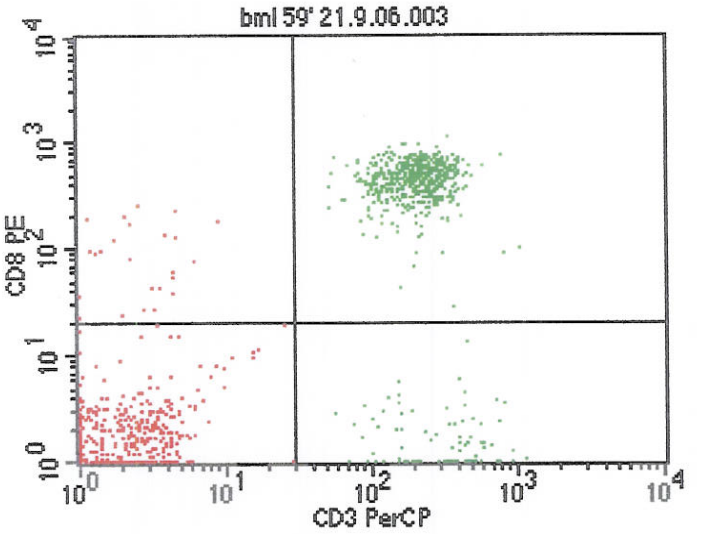

File: bml 59' 21.9.06.003
Log Data Units: Linear Values
Sample ID:
Gate: G1
Gated Events: 1070
Total Events: 10000
X Parameter: FL3-H CD3 PerCP (Log)
Y Parameter: FL1-H CD4 FITC (Log)

Quad	Events	% Gated	% Total
UL	2	0.19	0.02
UR	54	5.05	0.54
LL	427	39.91	4.27
LR	587	54.86	5.87

File: bml 59' 21.9.06.003
Log Data Units: Linear Values
Sample ID:
Gate: G1
Gated Events: 1070
Total Events: 10000
X Parameter: FL3-H CD3 PerCP (Log)
Y Parameter: FL2-H CD8 PE (Log)

Quad	Events	% Gated	% Total
UL	24	2.24	0.24
UR	550	51.40	5.50
LL	405	37.85	4.05
LR	91	8.50	0.91

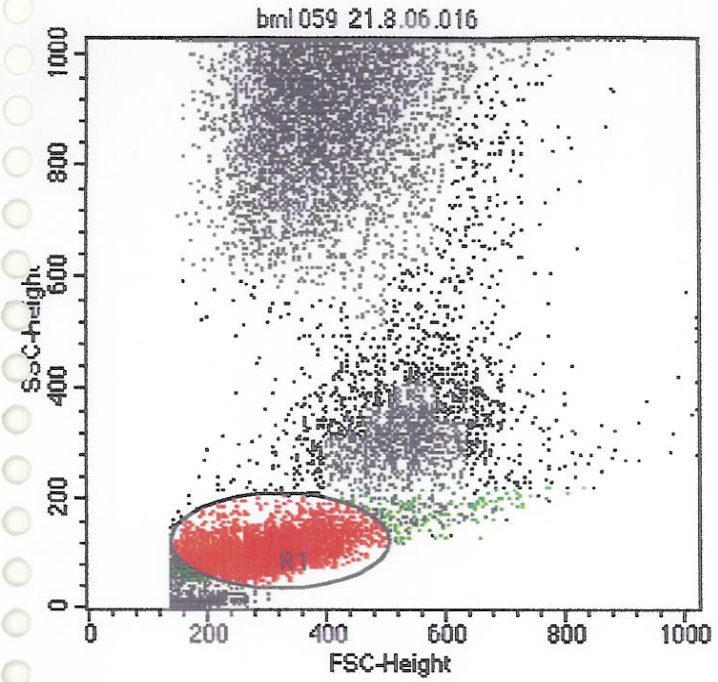

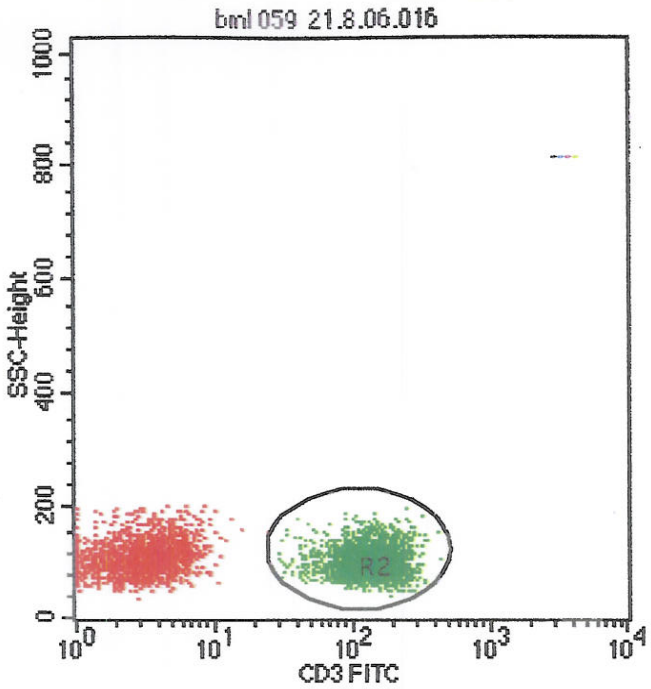

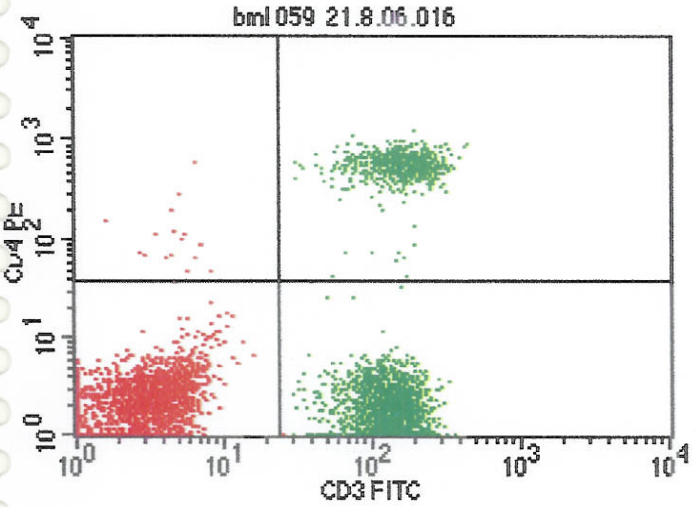

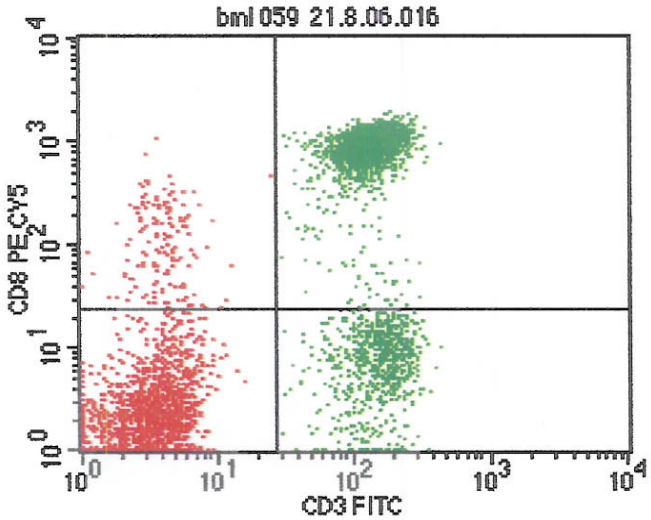

File: bml 059 21.8.06.016
Log Data Units: Linear Values
Sample ID:
Gate: G1
Gated Events: 4988
Total Events: 16378
X Parameter: FL1-H CD3 FITC (Log)
Y Parameter: FL2-H CD4 PE (Log)

Quad	Events	% Gated	% Total
UL	18	0.36	0.11
UR	671	13.45	4.10
LL	1649	33.06	10.07
LR	2650	53.13	16.18

File: bml 059 21.8.06.016
Sample ID:
Tube:
Gate: G1
Total Events: 16378
Y Parameter: FL3-H CD8 PE CY5 (Log)

Quad	Events	% Gated	% Total
UL	153	3.07	0.93
UR	2572	51.56	15.70
LL	1515	30.37	9.25
LR	748	15.00	4.57

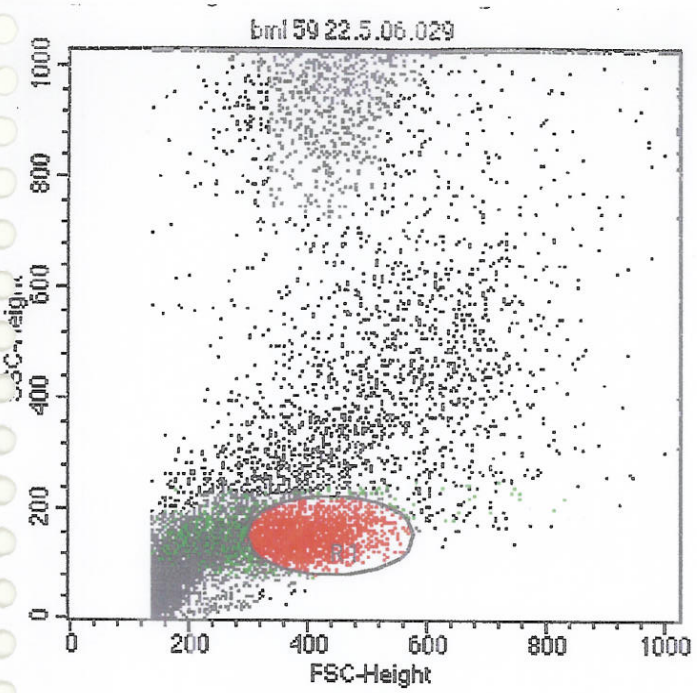

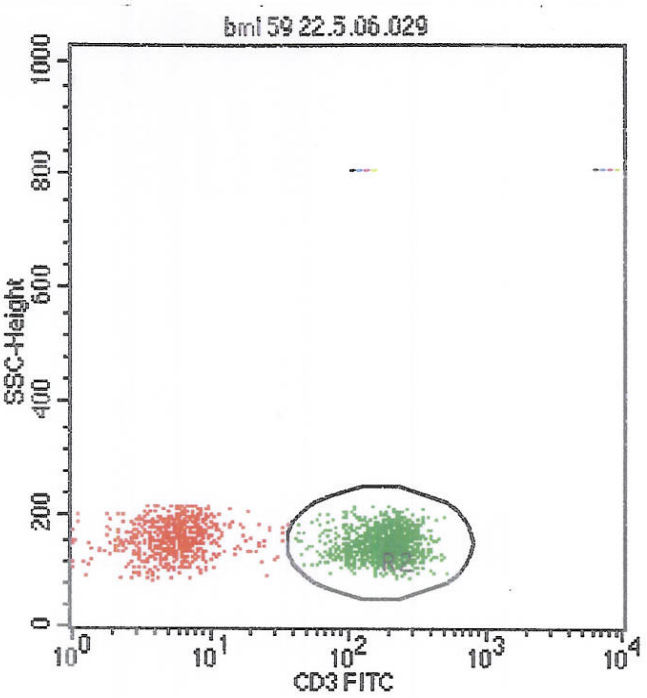

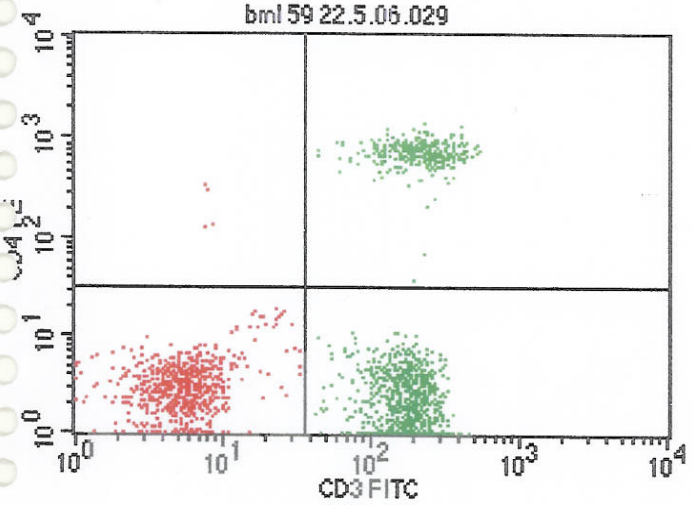

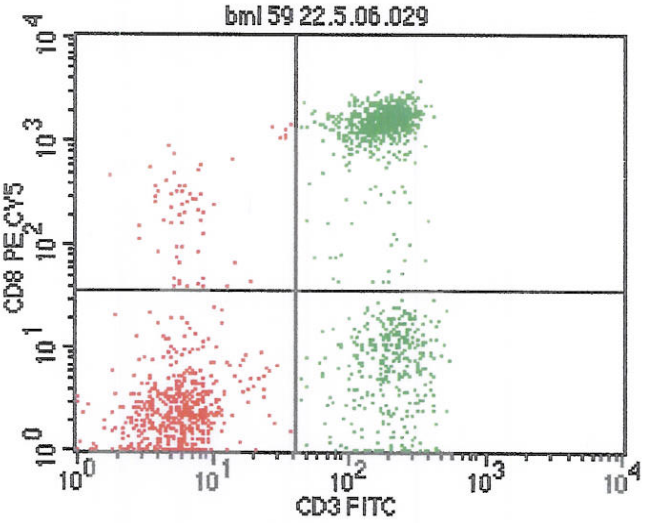

File: bml 59 22.5.06.029
Log Data Units: Linear Values
Sample ID:
Gate: G1
Gated Events: 1861
Total Events: 14061
X Parameter: FL1-H CD3 FITC (Log)
Y Parameter: FL2-H CD4 PE (Log)

Quad	Events	% Gated	% Total
UL	5	0.27	0.04
UR	336	18.05	2.39
LL	668	35.89	4.75
LR	852	45.78	6.06

File: bml 59 22.5.06.029
Sample ID:
Tube:
Gate: G1
Total Events: 14061
Y Parameter: FL3-H CD8 PE CY5 (Log)

Quad	Events	% Gated	% Total
UL	60	3.22	0.43
UR	822	44.17	5.85
LL	615	33.05	4.37
LR	364	19.56	2.59

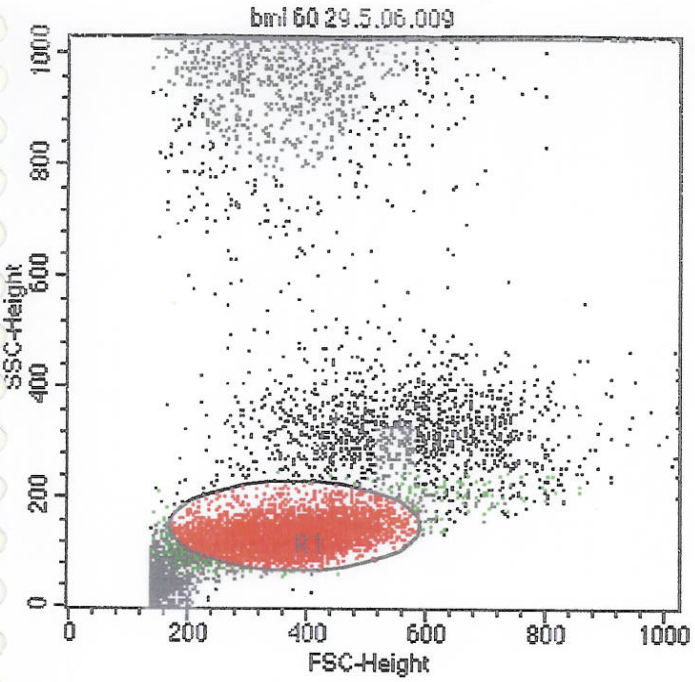

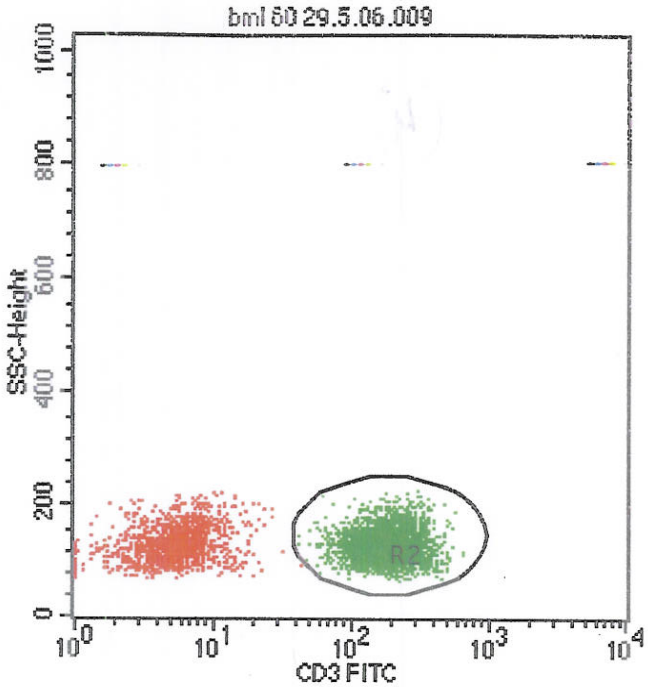

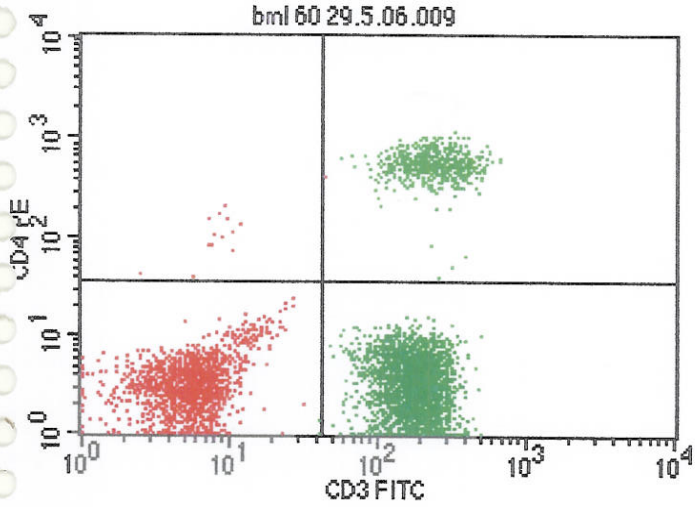

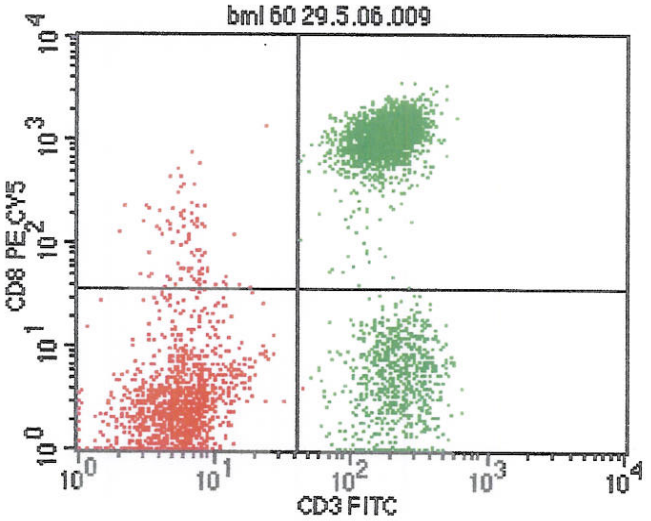

File: bml 60 29.5.06.009
Log Data Units: Linear Values
Sample ID:
Gate: G1
Gated Events: 4958
Total Events: 14802
X Parameter: FL1-H CD3 FITC (Log)
Y Parameter: FL2-H CD4 PE (Log)

Quad	Events	% Gated	% Total
UL	14	0.28	0.09
UR	610	12.30	4.12
LL	1444	29.12	9.76
LR	2890	58.29	19.52

File: bml 60 29.5.06.009
Sample ID:
Tube:
Gate: G1
Total Events: 14802
Y Parameter: FL3-H CD8 PE CY5 (Log)

Quad	Events	% Gated	% Total
UL	90	1.82	0.61
UR	2806	56.60	18.96
LL	1366	27.55	9.23
LR	696	14.04	4.70

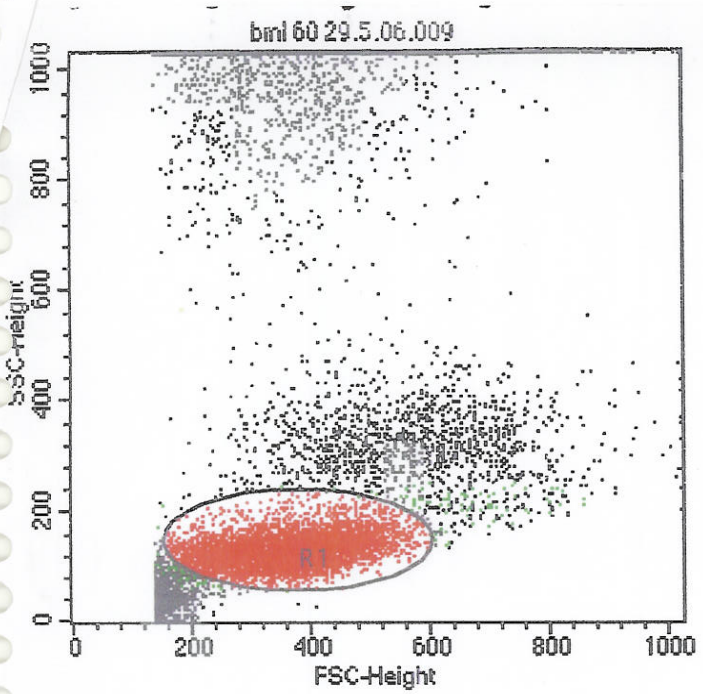

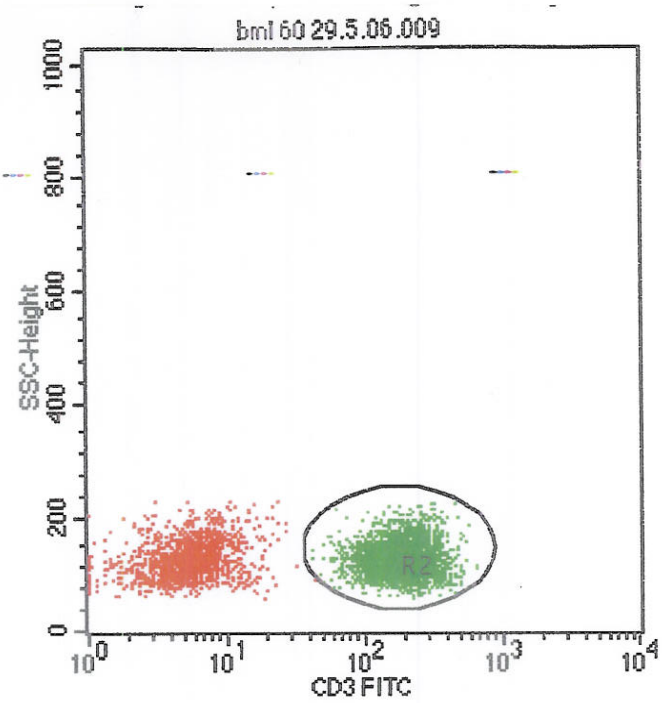

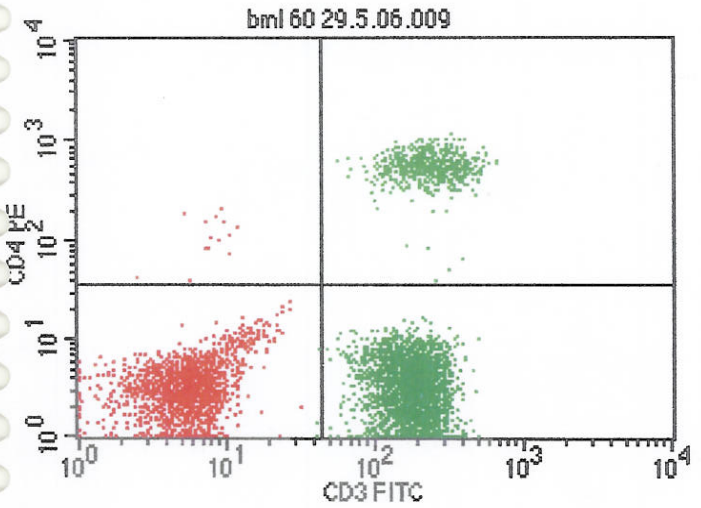

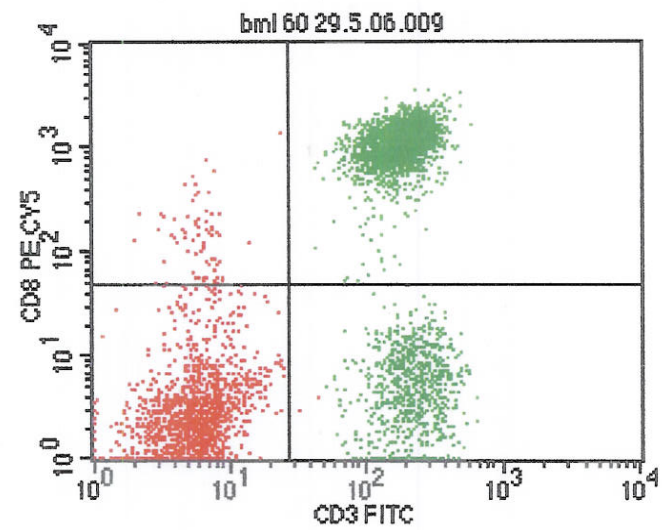

File: bml 60 29.5.06.009
Log Data Units: Linear Values
Sample ID:
Gate: G1
Gated Events: 5174
Total Events: 14802
X Parameter: FL1-H CD3 FITC (Log)
Y Parameter: FL2-H CD4 PE (Log)

Quad	Events	% Gated	% Total
UL	15	0.29	0.10
UR	635	12.27	4.29
LL	1553	30.02	10.49
LR	2971	57.42	20.07

File: bml 60 29.5.06.009
Sample ID:
Tube:
Gate: G1
Total Events: 14802
Y Parameter: FL3-H CD8 PE CY5 (Log)

Quad	Events	% Gated	% Total
UL	73	1.41	0.49
UR	2876	55.59	19.43
LL	1490	28.80	10.07
LR	735	14.21	4.97

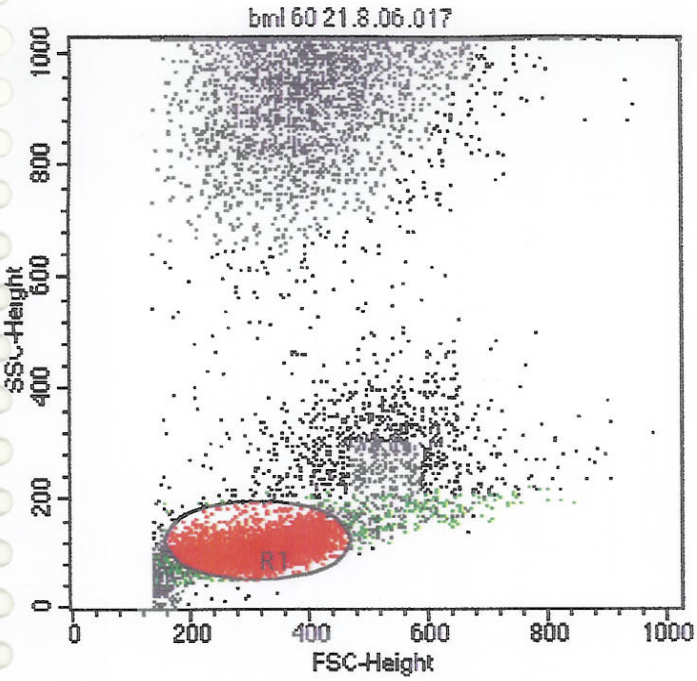

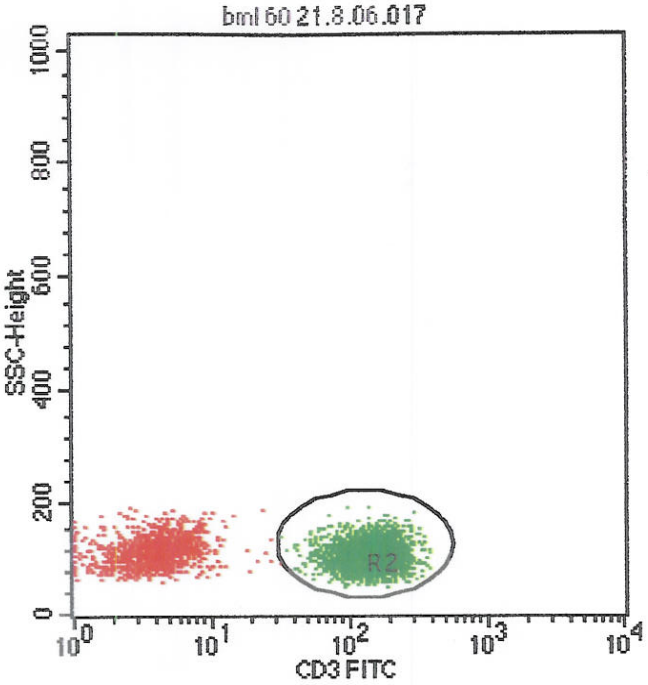

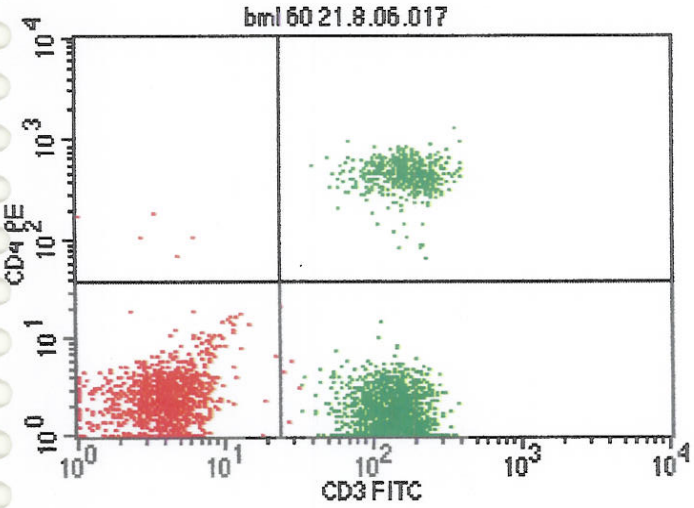

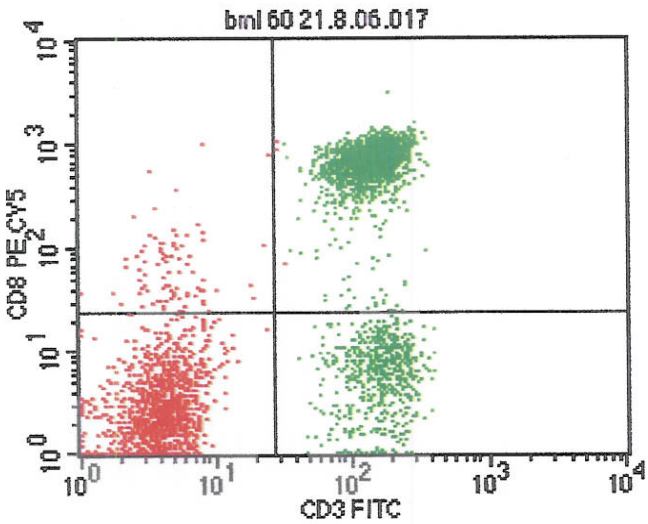

File: bml 60 21.8.06.017
Log Data Units: Linear Values
Sample ID:
Gate: G1
Gated Events: 4717
Total Events: 12239
X Parameter: FL1-H CD3 FITC (Log)
Y Parameter: FL2-H CD4 PE (Log)

Quad	Events	% Gated	% Total
UL	5	0.11	0.04
UR	525	11.13	4.29
LL	1214	25.74	9.92
LR	2973	63.03	24.29

File: bml 60 21.8.06.017
Sample ID:
Tube:
Gate: G1
Total Events: 12239
Y Parameter: FL3-H CD8 PE CY5 (Log)

Quad	Events	% Gated	% Total
UL	88	1.87	0.72
UR	2905	61.59	23.74
LL	1132	24.00	9.25
LR	592	12.55	4.84

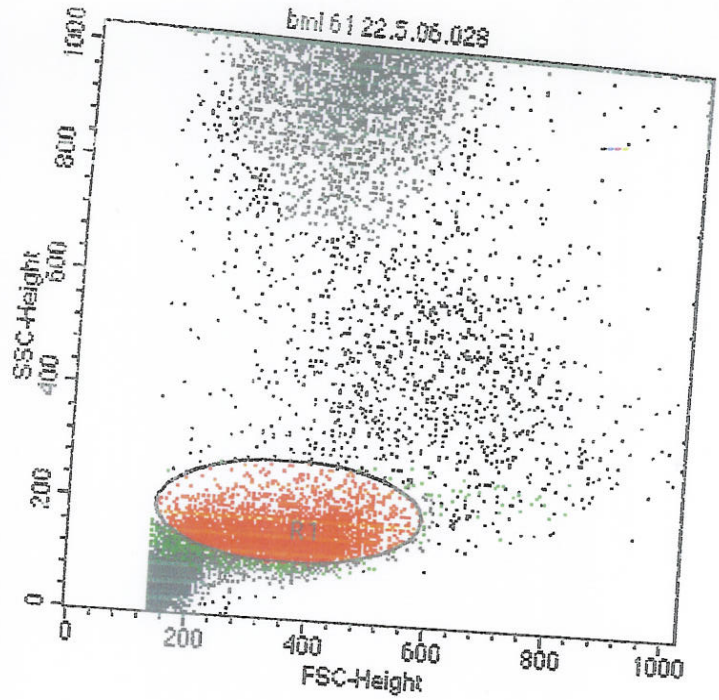

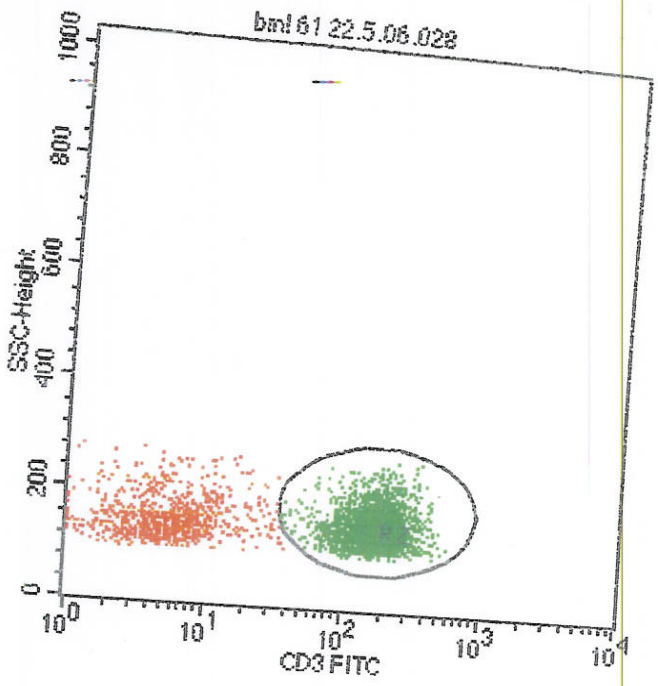

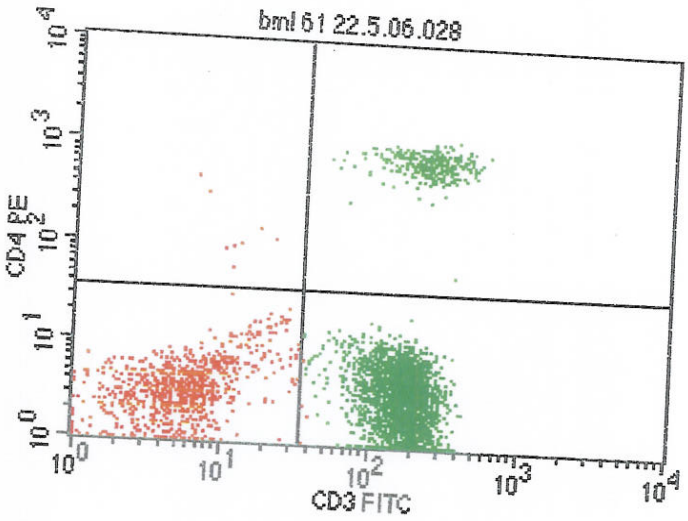

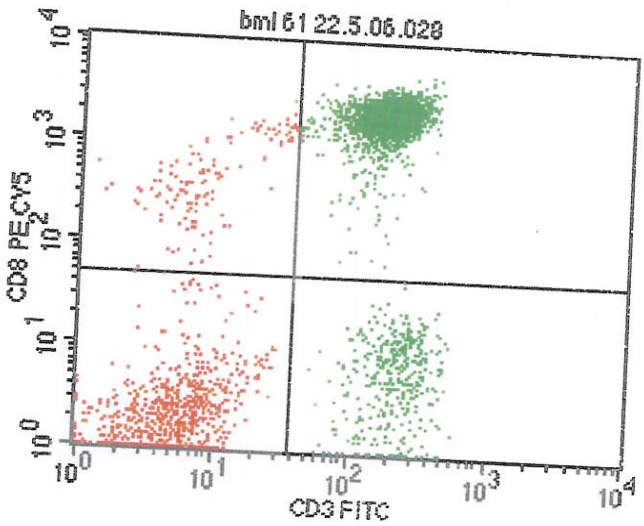

File: bml 61 22.5.06.028
Log Data Units: Linear Values
Sample ID:
Gate: G1
Gated Events: 4085
Total Events: 25330
X Parameter: FL1-H CD3 FITC (Log)
Y Parameter: FL2-H CD4 PE (Log)

Quad	Events	% Gated	% Total
UL	8	0.20	0.03
UR	322	7.88	1.27
LL	848	20.76	3.35
LR	2907	71.16	11.48

File: bml 61 22.5.06.028
Sample ID:
Tube:
Gate: G1
Total Events: 25330
Y Parameter: FL3-H CD8 PE CY5 (Log)

Quad	Events	% Gated	% Total
UL	145	3.55	0.57
UR	2846	69.67	11.24
LL	717	17.55	2.83
LR	377	9.23	1.49

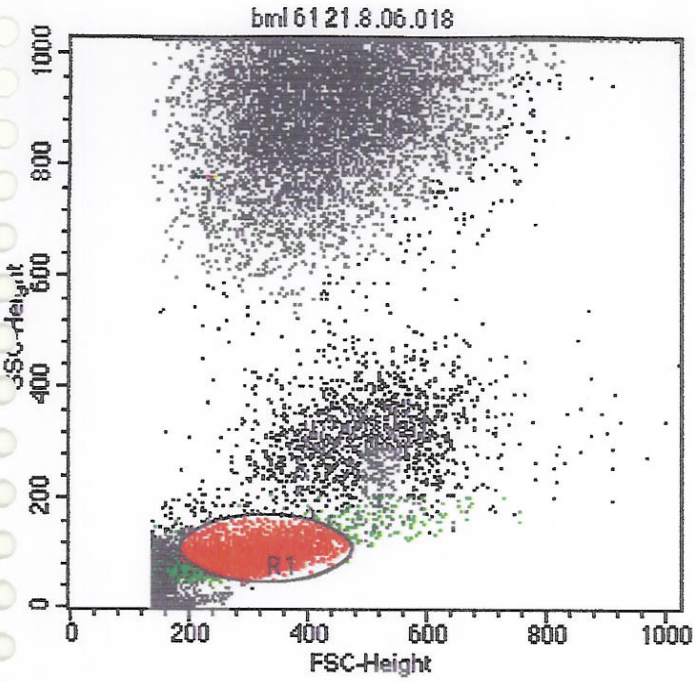

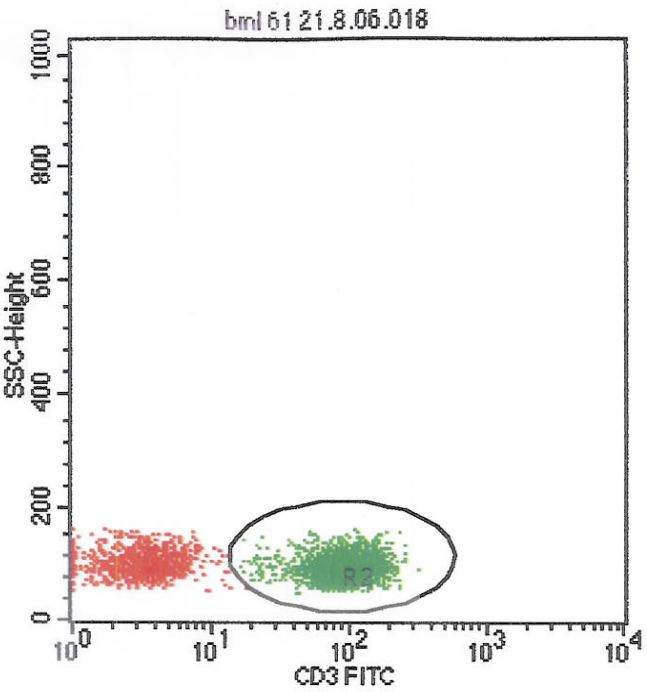

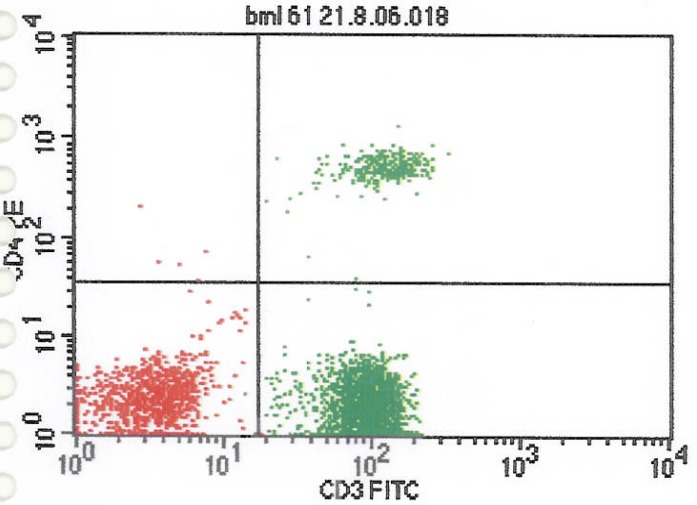

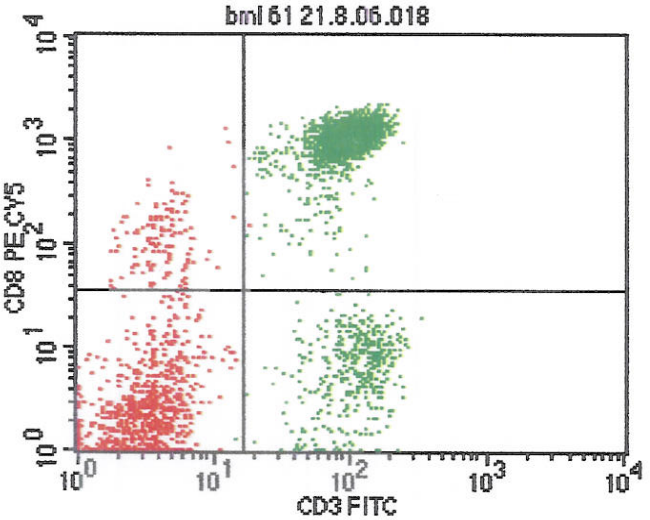

File: bml 61 21.8.06.018
Log Data Units: Linear Values
Sample ID:
Gate: G1
Gated Events: 4222
Total Events: 24470
X Parameter: FL1-H CD3 FITC (Log)
Y Parameter: FL2-H CD4 PE (Log)

Quad	Events	% Gated	% Total
UL	5	0.12	0.02
UR	314	7.44	1.28
LL	930	22.03	3.80
LR	2973	70.42	12.15

File: bml 61 21.8.06.018
Sample ID:
Tube:
Gate: G1
Total Events: 24470
Y Parameter: FL3-H CD8 PE CY5 (Log)

Quad	Events	% Gated	% Total
UL	129	3.06	0.53
UR	2892	68.50	11.82
LL	804	19.04	3.29
LR	397	9.40	1.62

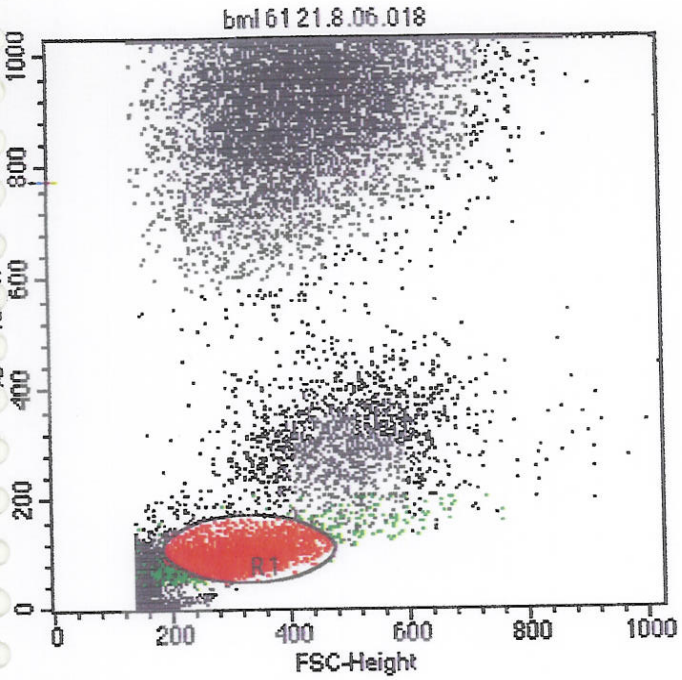

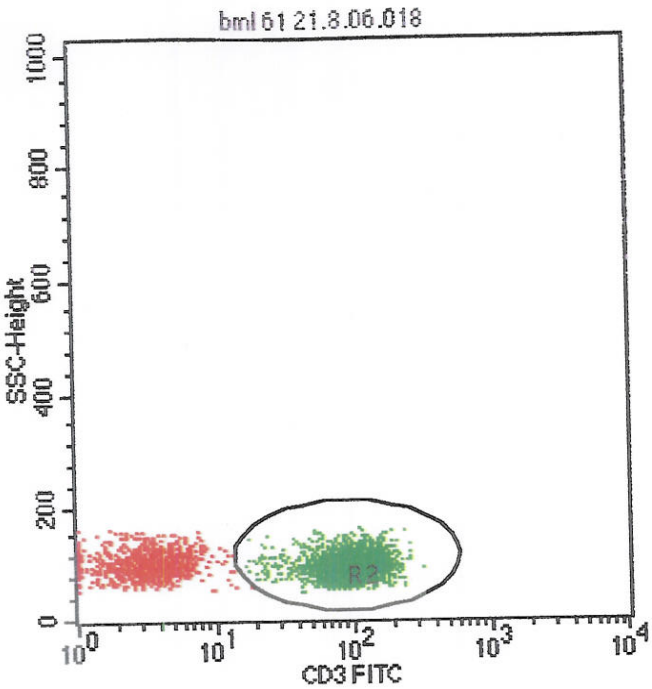

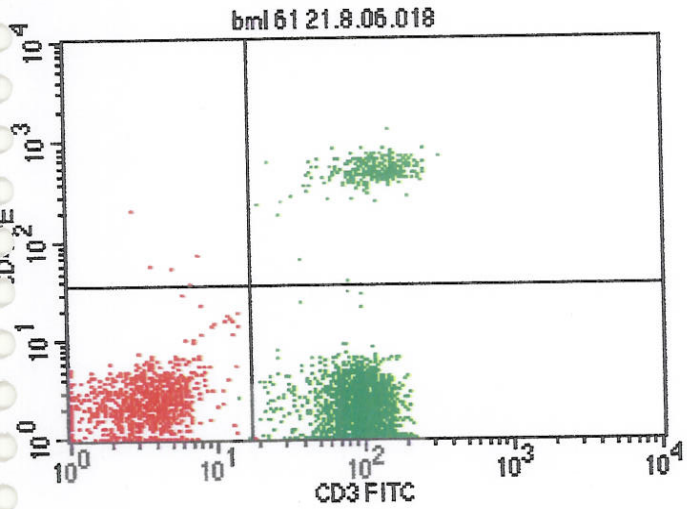

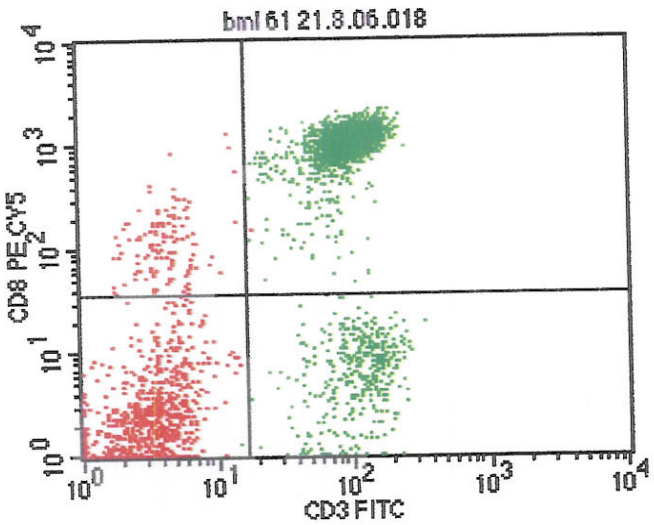

File: bml 61 21.8.06.018
Log Data Units: Linear Values
Sample ID:
Gate: G1
Gated Events: 4222
Total Events: 24470
X Parameter: FL1-H CD3 FITC (Log)
Y Parameter: FL2-H CD4 PE (Log)

Quad	Events	% Gated	% Total
UL	5	0.12	0.02
UR	314	7.44	1.28
LL	930	22.03	3.80
LR	2973	70.42	12.15

File: bml 61 21.8.06.018
Sample ID:
Tube:
Gate: G1
Total Events: 24470
Y Parameter: FL3-H CD8 PE CY5 (Log)

Quad	Events	% Gated	% Total
UL	129	3.06	0.53
UR	2892	68.50	11.82
LL	804	19.04	3.29
LR	397	9.40	1.62

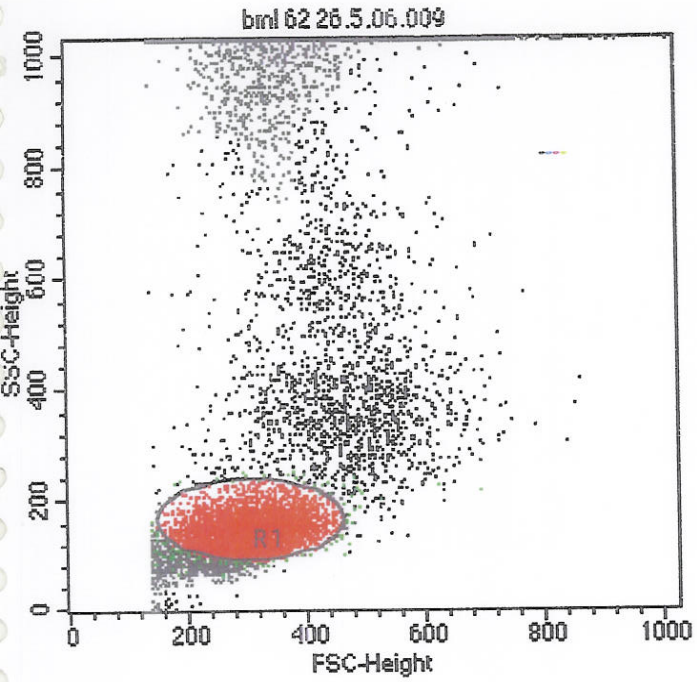

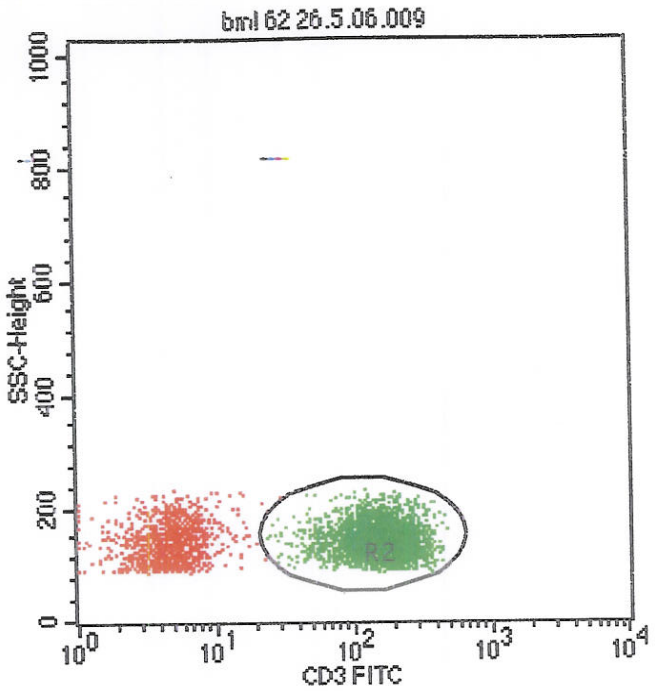

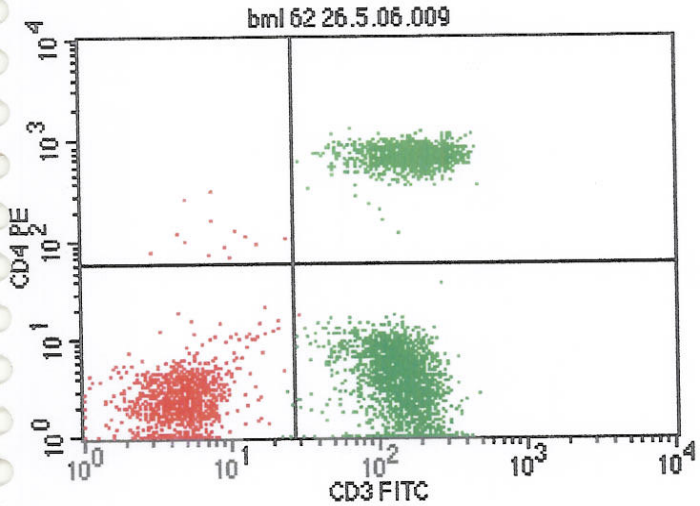

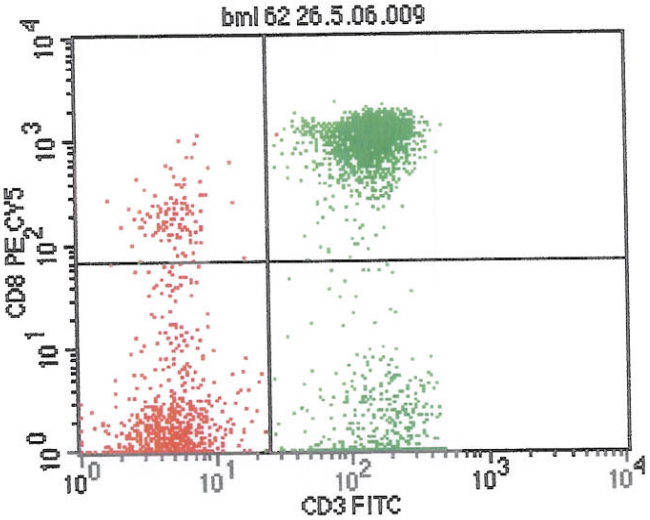

File: bml 62 26.5.06.009
Log Data Units: Linear Values
Sample ID:
Gate: G1
Gated Events: 4349
Total Events: 19118
X Parameter: FL1-H CD3 FITC (Log)
Y Parameter: FL2-H CD4 PE (Log)

Quad	Events	% Gated	% Total
UL	13	0.30	0.07
UR	1105	25.41	5.78
LL	1015	23.34	5.31
LR	2216	50.95	11.59

File: bml 62 26.5.06.009
Sample ID:
Tube:
Gate: G1
Total Events: 19118
Y Parameter: FL3-H CD8 PE CY5 (Log)

Quad	Events	% Gated	% Total
UL	113	2.60	0.59
UR	2150	49.44	11.25
LL	912	20.97	4.77
LR	1174	26.99	6.14

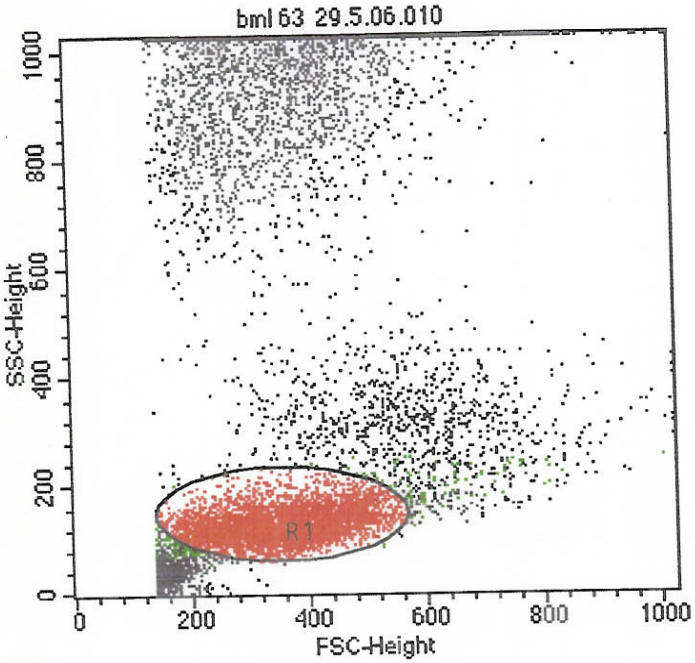

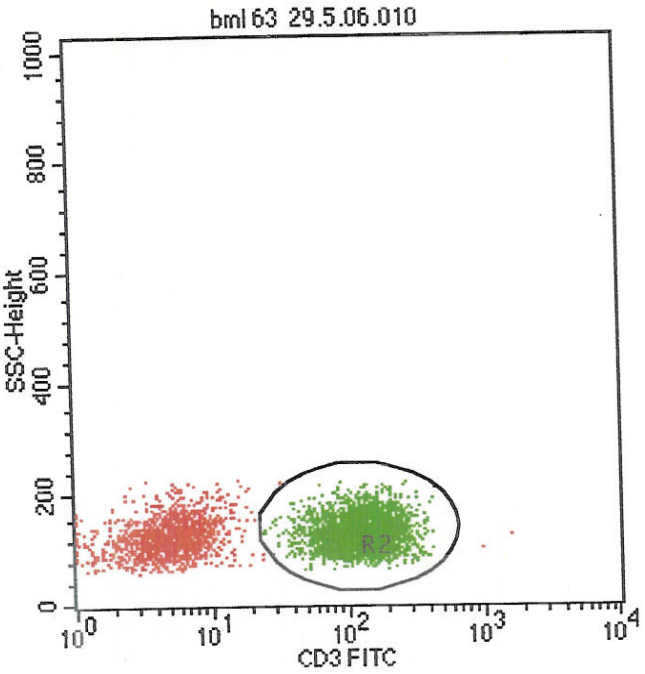

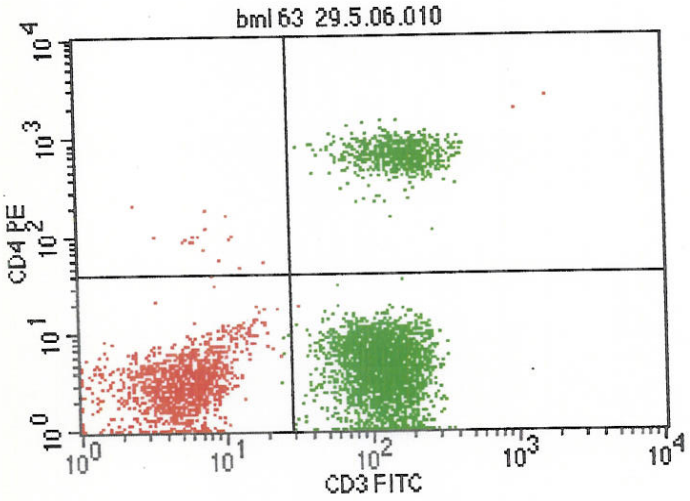

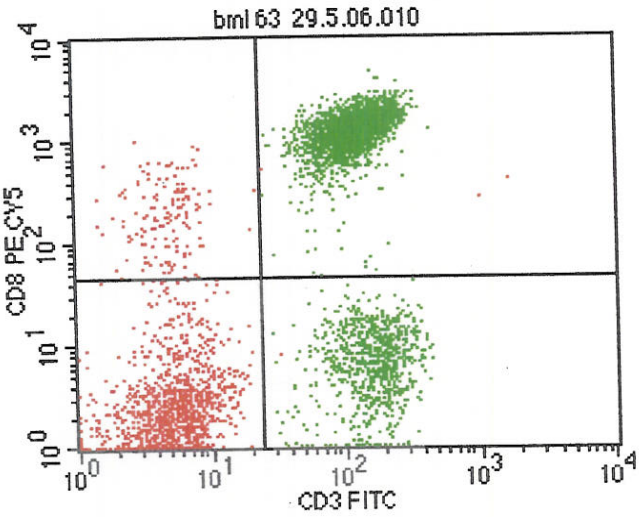

File: bml 63 29.5.06.010
Log Data Units: Linear Values
Sample ID:
Gate: G1
Gated Events: 5102
Total Events: 15303
X Parameter: FL1-H CD3 FITC (Log)
Y Parameter: FL2-H CD4 PE (Log)

Quad	Events	% Gated	% Total
UL	19	0.37	0.12
UR	715	14.01	4.67
LL	1333	26.13	8.71
LR	3035	59.49	19.83

File: bml 63 29.5.06.010
Sample ID:
Tube:
Gate: G1
Total Events: 15303
Y Parameter: FL3-H CD8 PE CY5 (Log)

Quad	Events	% Gated	% Total
UL	151	2.96	0.99
UR	2979	58.39	19.47
LL	1194	23.40	7.80
LR	778	15.25	5.08

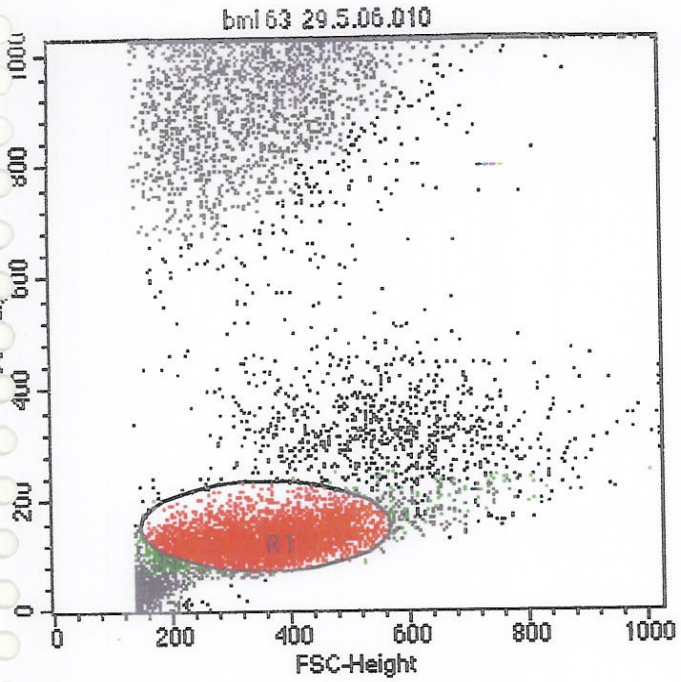

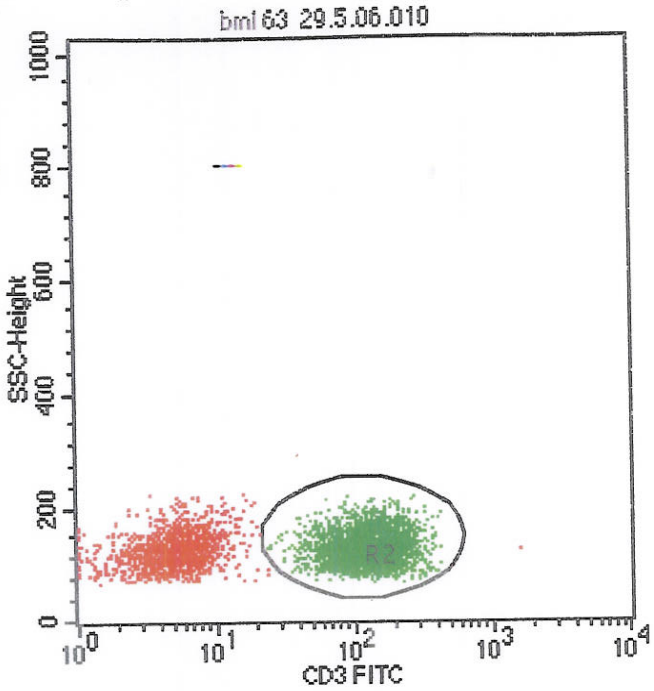

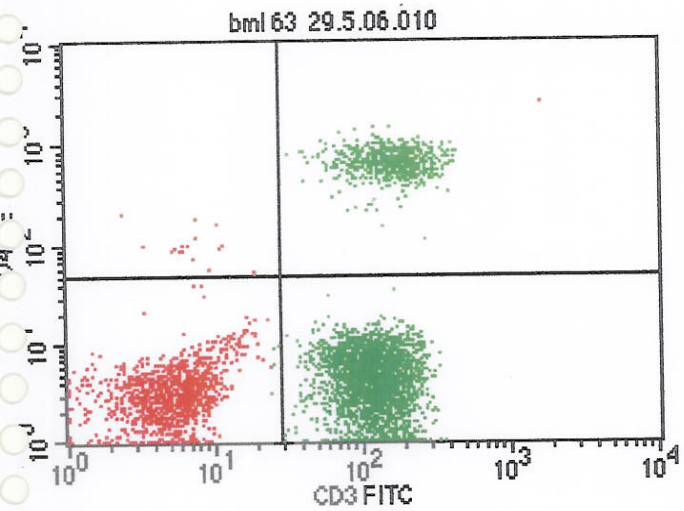

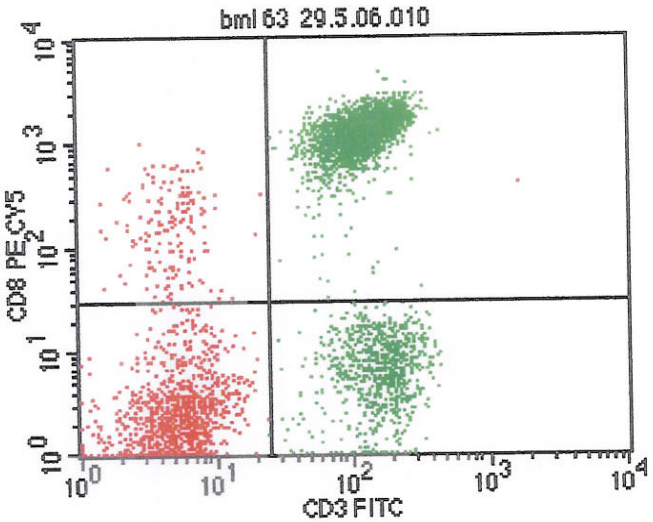

File: bml 63 29.5.06.010
Log Data Units: Linear Values
Sample ID:
Gate: G1
Gated Events: 4921
Total Events: 15303
X Parameter: FL1-H CD3 FITC (Log)
Y Parameter: FL2-H CD4 PE (Log)

Quad	Events	% Gated	% Total
UL	19	0.39	0.12
UR	697	14.16	4.55
LL	1258	25.56	8.22
LR	2947	59.89	19.26

File: bml 63 29.5.06.010
Sample ID:
Tube:
Gate: G1
Total Events: 15303
Y Parameter: FL3-H CD8 PE CY5 (Log)

Quad	Events	% Gated	% Total
UL	166	3.37	1.08
UR	2899	58.91	18.94
LL	1106	22.48	7.23
LR	750	15.24	4.90

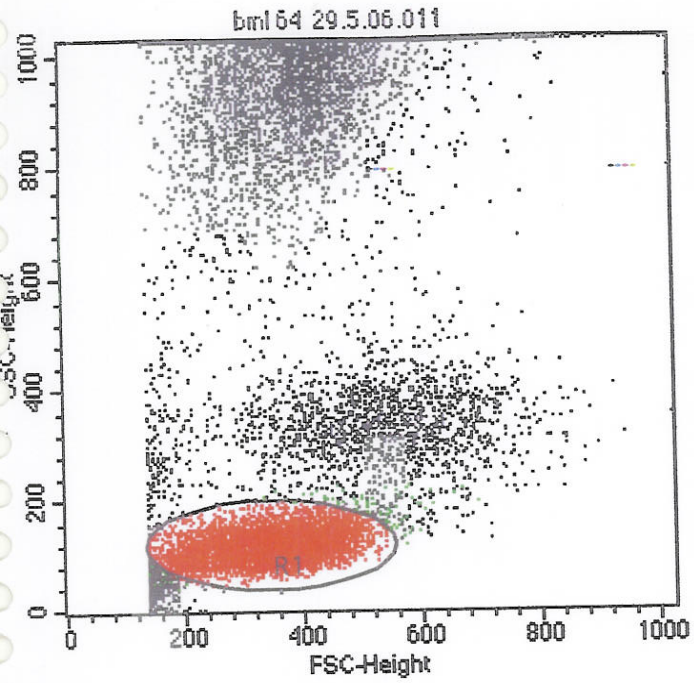

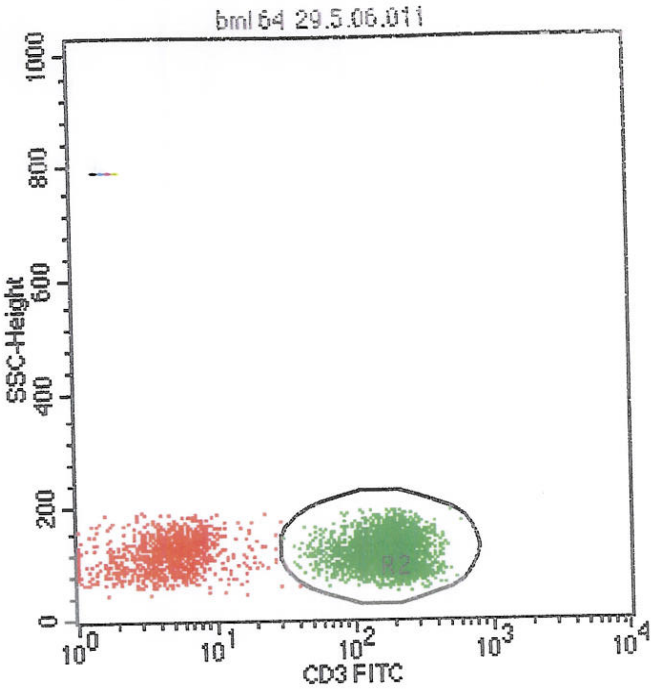

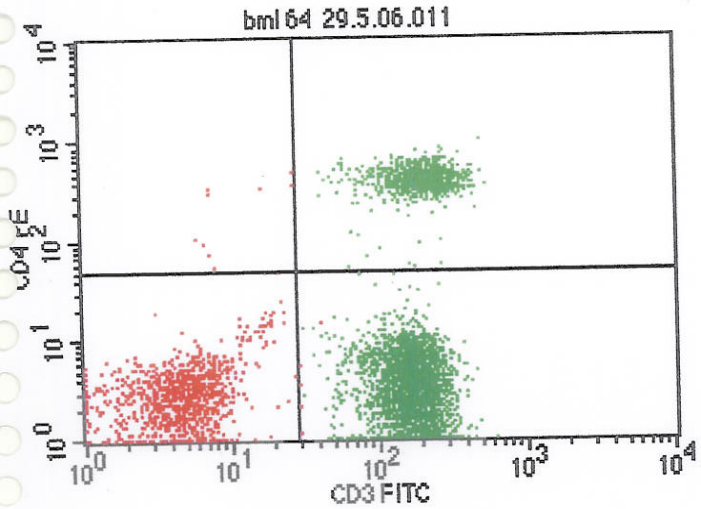

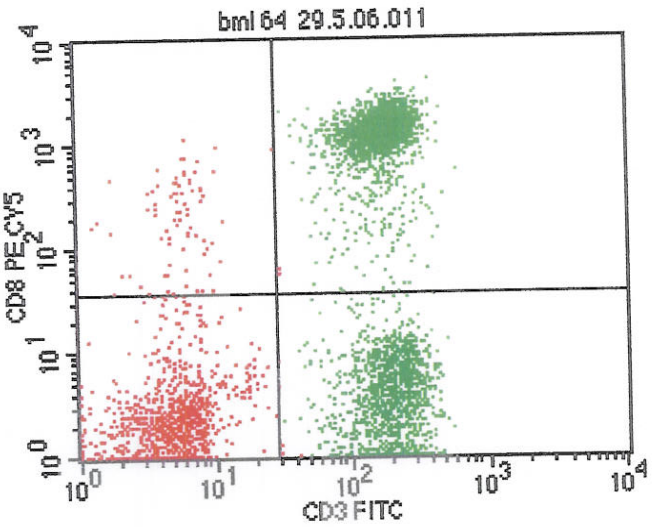

File: bml 64 29.5.06.011
Log Data Units: Linear Values
Sample ID:
Gate: G1
Gated Events: 5072
Total Events: 19250
X Parameter: FL1-H CD3 FITC (Log)
Y Parameter: FL2-H CD4 PE (Log)

Quad	Events	% Gated	% Total
UL	10	0.20	0.05
UR	1060	20.90	5.51
LL	1052	20.74	5.46
LR	2950	58.16	15.32

File: bml 64 29.5.06.011
Sample ID:
Tube:
Gate: G1
Total Events: 19250
Y Parameter: FL3-H CD8 PE CY5 (Log)

Quad	Events	% Gated	% Total
UL	82	1.62	0.43
UR	2627	51.79	13.65
LL	980	19.32	5.09
LR	1383	27.27	7.18

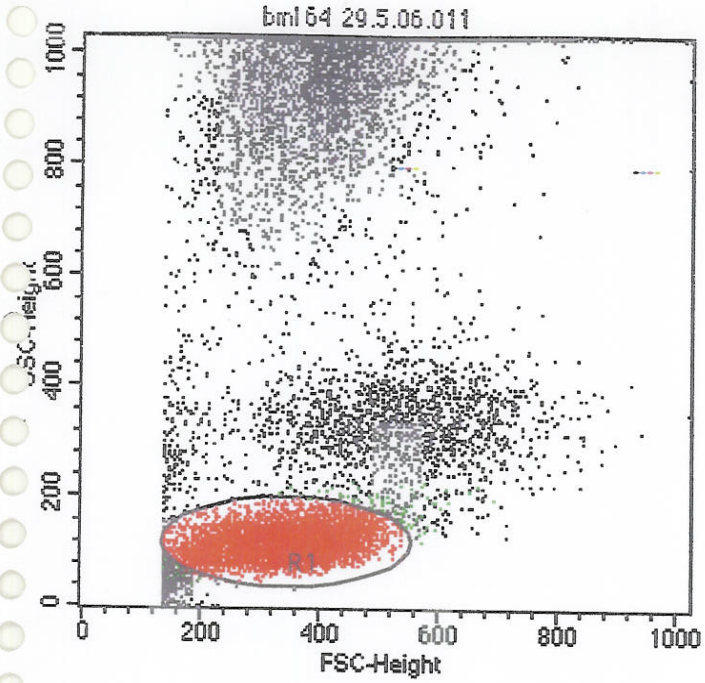

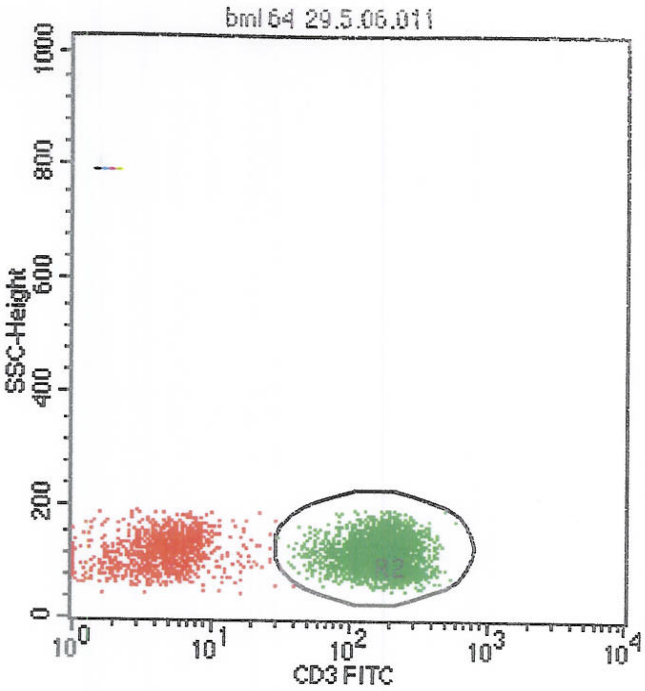

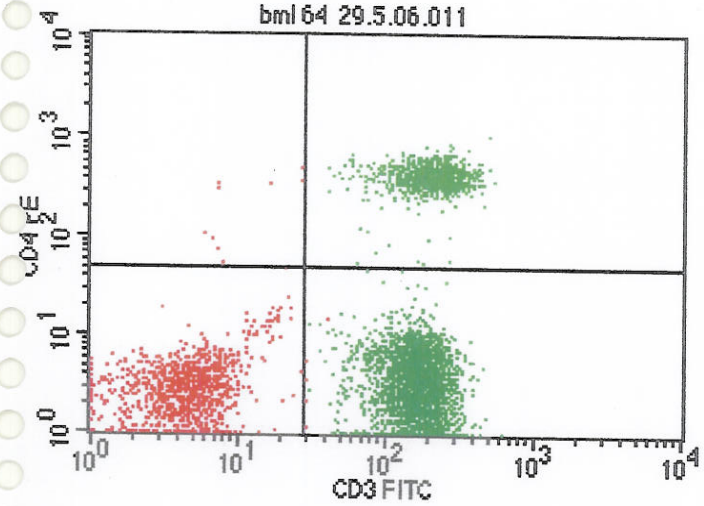

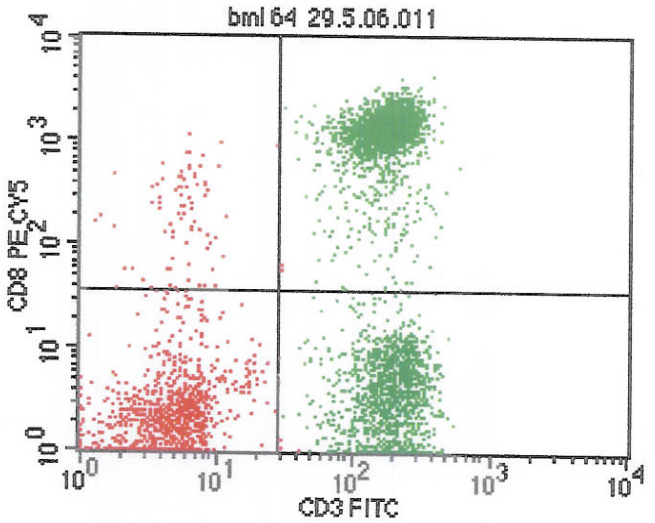

File: bml 64 29.5.06.011
Log Data Units: Linear Values
Sample ID:
Gate: G1
Gated Events: 5072
Total Events: 19250
X Parameter: FL1-H CD3 FITC (Log)
Y Parameter: FL2-H CD4 PE (Log)

Quad	Events	% Gated	% Total
UL	10	0.20	0.05
UR	1060	20.90	5.51
LL	1052	20.74	5.46
LR	2950	58.16	15.32

File: bml 64 29.5.06.011
Sample ID:
Tube:
Gate: G1
Total Events: 19250
Y Parameter: FL3-H CD8 PE CY5 (Log)

Quad	Events	% Gated	% Total
UL	82	1.62	0.43
UR	2627	51.79	13.65
LL	980	19.32	5.09
LR	1383	27.27	7.18

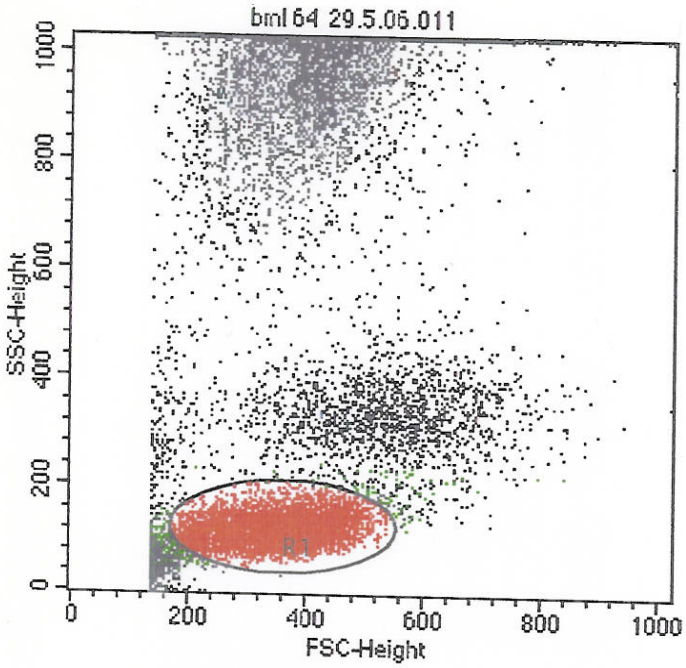

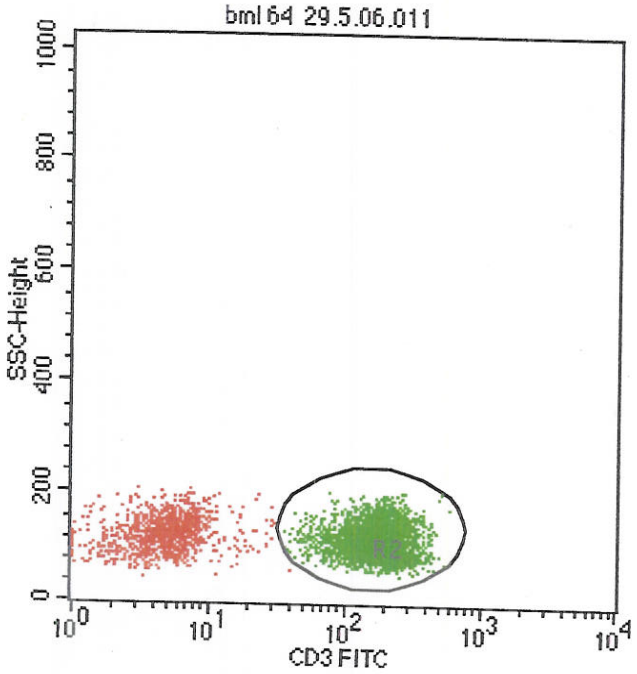

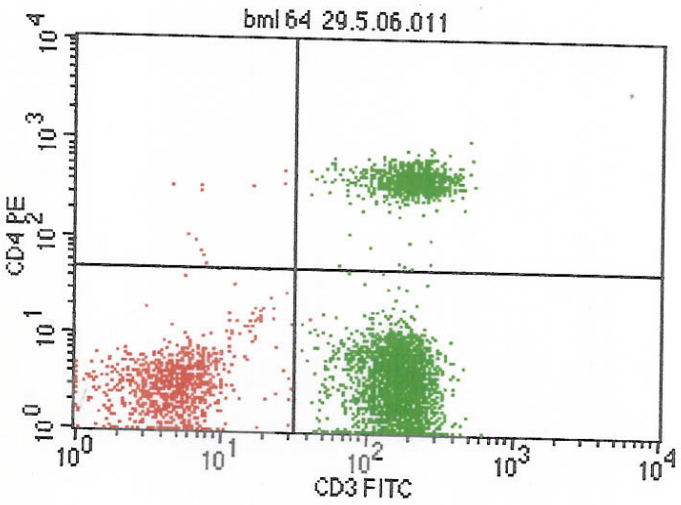

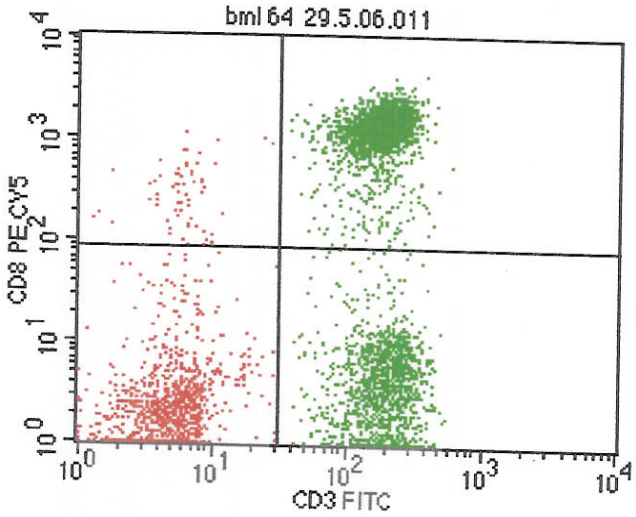

File: bml 64 29.5.06.011
Log Data Units: Linear Values
Sample ID:
Gate: G1
Gated Events: 4910
Total Events: 19250
X Parameter: FL1-H CD3 FITC (Log)
Y Parameter: FL2-H CD4 PE (Log)

Quad	Events	% Gated	% Total
UL	12	0.24	0.06
UR	1030	20.98	5.35
LL	976	19.88	5.07
LR	2892	58.90	15.02

File: bml 64 29.5.06.011
Sample ID:
Tube:
Gate: G1
Total Events: 19250
Y Parameter: FL3-H CD8 PE CY5 (Log)

Quad	Events	% Gated	% Total
UL	64	1.30	0.33
UR	2548	51.89	13.24
LL	923	18.80	4.79
LR	1375	28.00	7.14

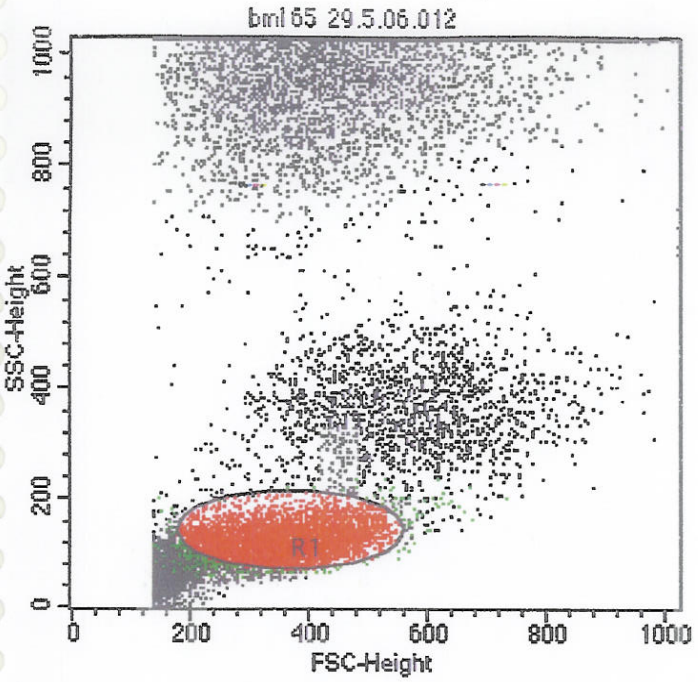

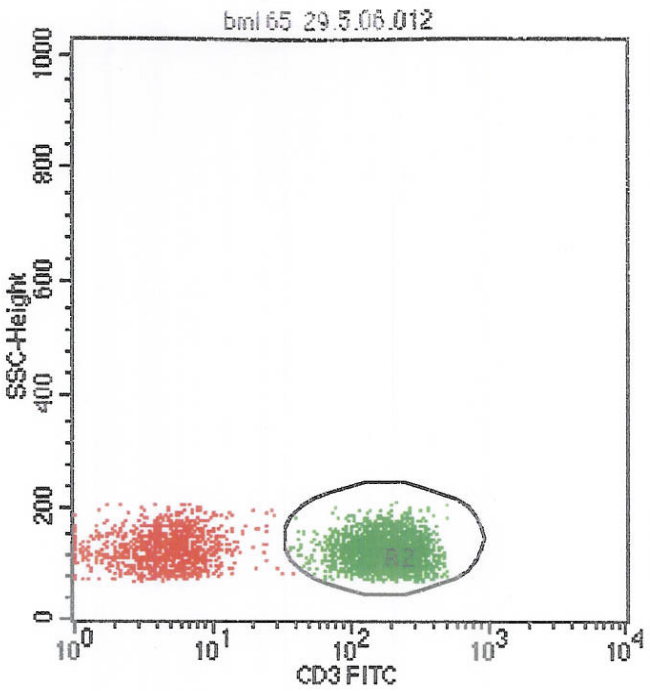

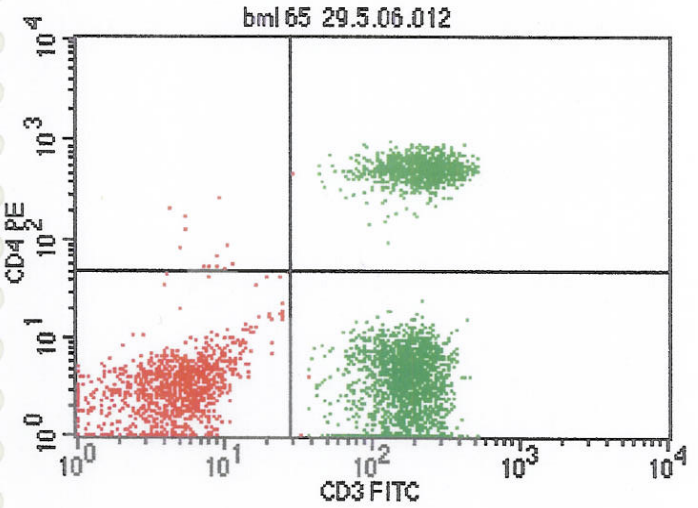

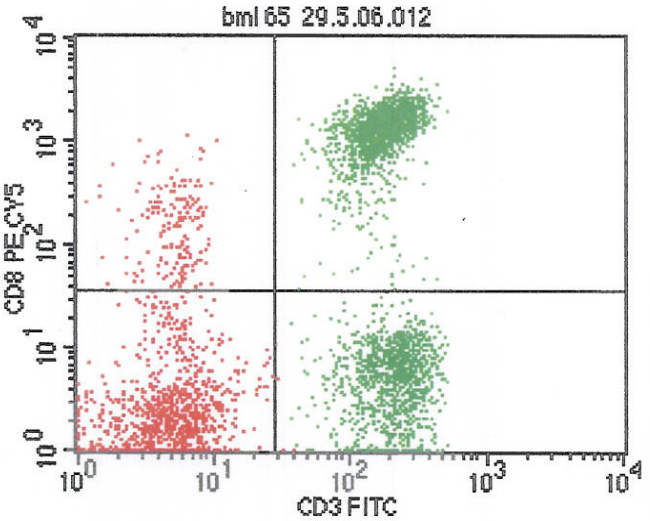

File: bml 65 29.5.06.012
Log Data Units: Linear Values
Sample ID:
Gate: G1
Gated Events: 4064
Total Events: 22723
X Parameter: FL1-H CD3 FITC (Log)
Y Parameter: FL2-H CD4 PE (Log)

Quad	Events	% Gated	% Total
UL	12	0.30	0.05
UR	1040	25.59	4.58
LL	1153	28.37	5.07
LR	1859	45.74	8.18

File: bml 65 29.5.06.012
Sample ID:
Tube:
Gate: G1
Total Events: 22723
Y Parameter: FL3-H CD8 PE CY5 (Log)

Quad	Events	% Gated	% Total
UL	174	4.28	0.77
UR	1774	43.65	7.81
LL	991	24.38	4.36
LR	1125	27.68	4.95

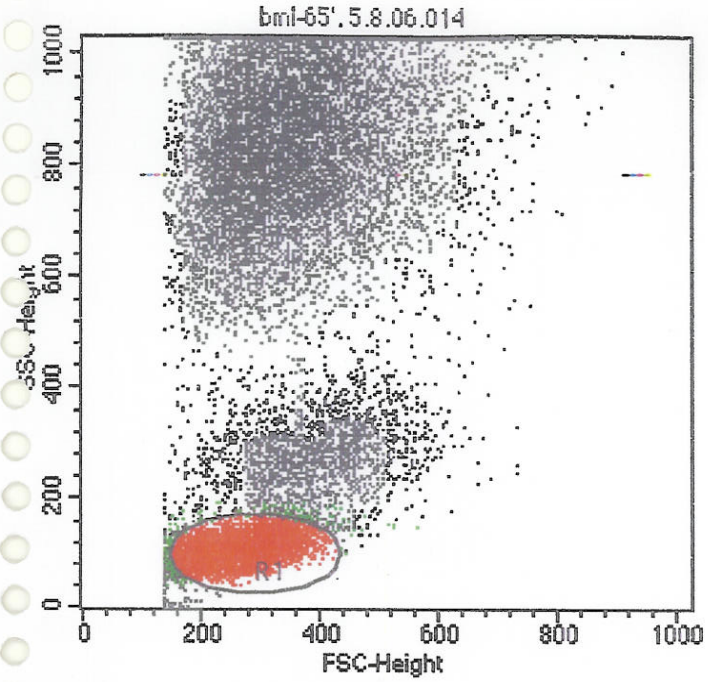

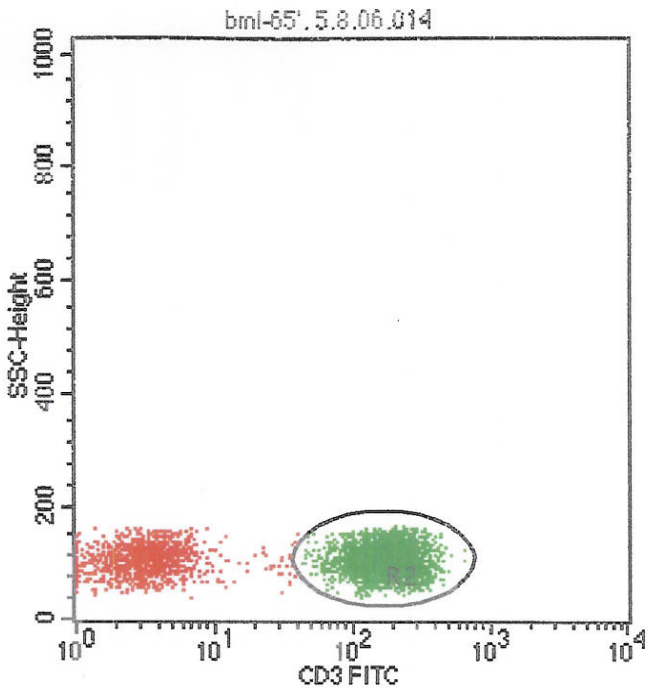

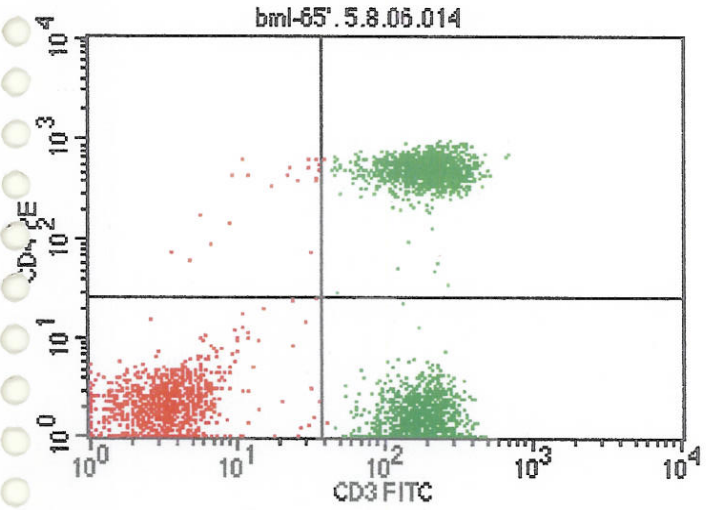

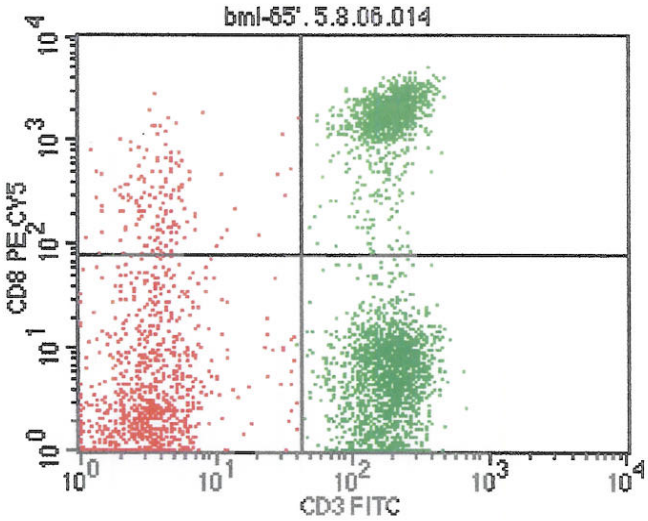

File: bml-65'. 5.8.06.014
Log Data Units: Linear Values
Sample ID:
Gate: G1
Gated Events: 4623
Total Events: 19064
X Parameter: FL1-H CD3 FITC (Log)
Y Parameter: FL2-H CD4 PE (Log)

Quad	Events	% Gated	% Total
UL	22	0.48	0.12
UR	1481	32.04	7.77
LL	1115	24.12	5.85
LR	2005	43.37	10.52

File: bml-65'. 5.8.06.014
Sample ID:
Tube:
Gate: G1
Total Events: 19064
Y Parameter: FL3-H CD8 PE CY5 (Log)

Quad	Events	% Gated	% Total
UL	162	3.50	0.85
UR	1485	32.12	7.79
LL	978	21.16	5.13
LR	1998	43.22	10.48

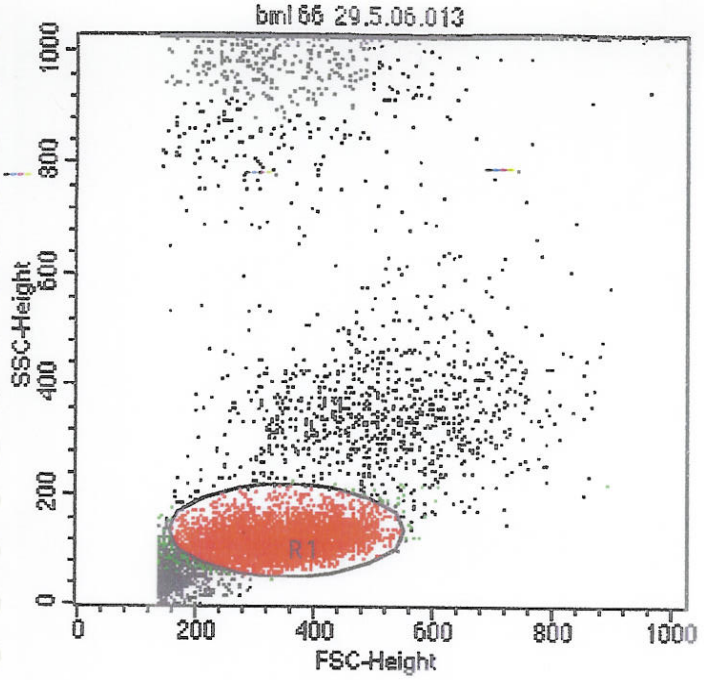

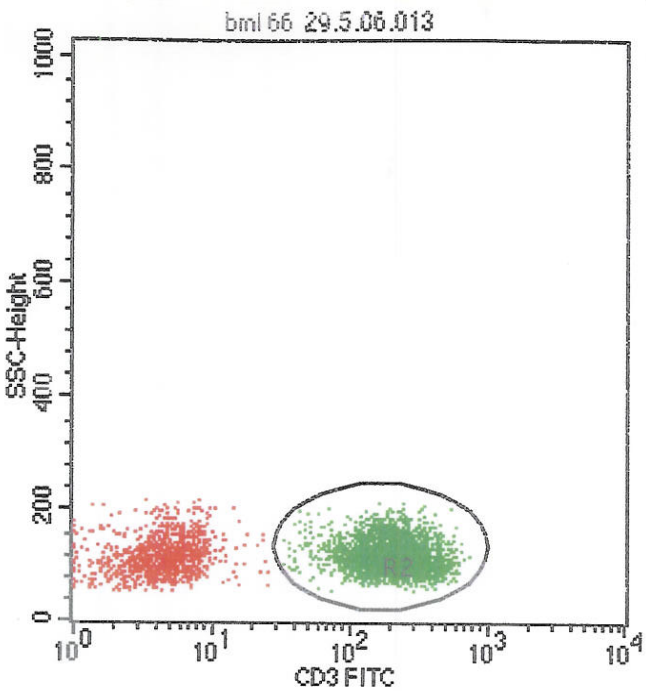

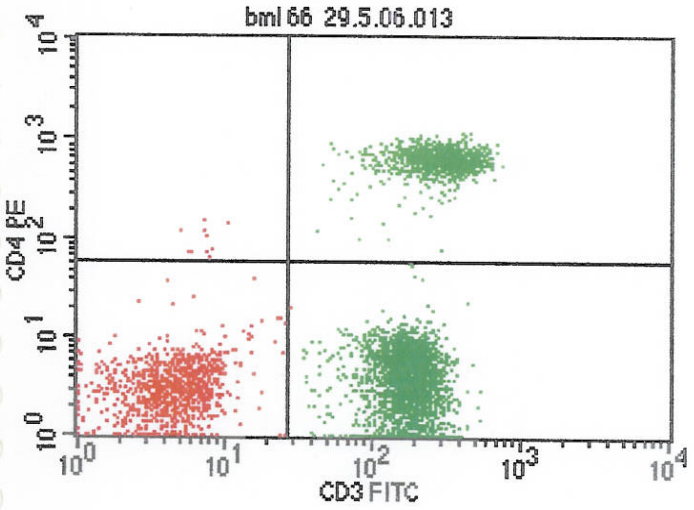

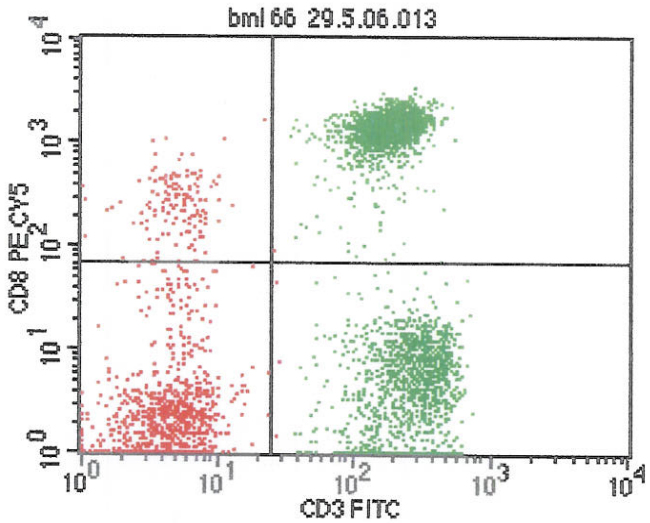

File: bml 66 29.5.06.013
Log Data Units: Linear Values
Sample ID:
Gate: G1
Gated Events: 4787
Total Events: 12796
X Parameter: FL1-H CD3 FITC (Log)
Y Parameter: FL2-H CD4 PE (Log)

Quad	Events	% Gated	% Total
UL	11	0.23	0.09
UR	1089	22.75	8.51
LL	1031	21.54	8.06
LR	2656	55.48	20.76

File: bml 66 29.5.06.013
Sample ID:
Tube:
Gate: G1
Total Events: 12796
Y Parameter: FL3-H CD8 PE CY5 (Log)

Quad	Events	% Gated	% Total
UL	144	3.01	1.13
UR	2489	51.99	19.45
LL	895	18.70	6.99
LR	1259	26.30	9.84

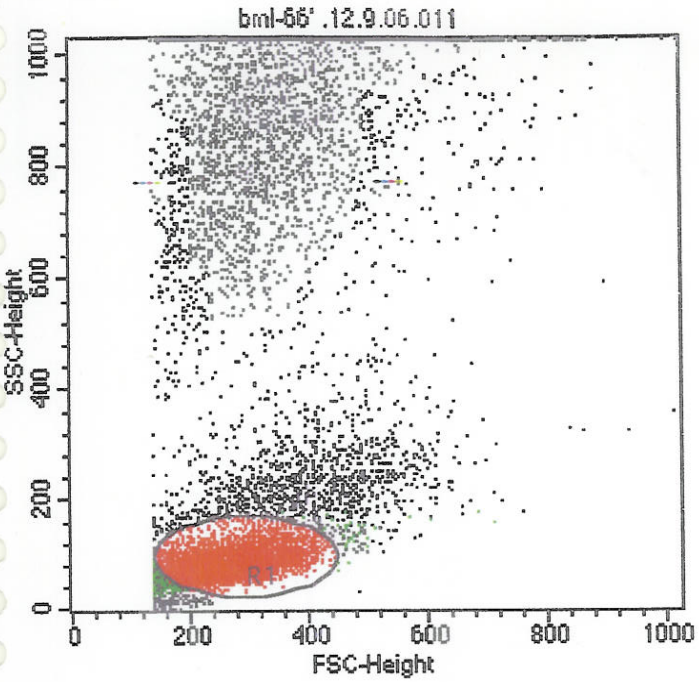

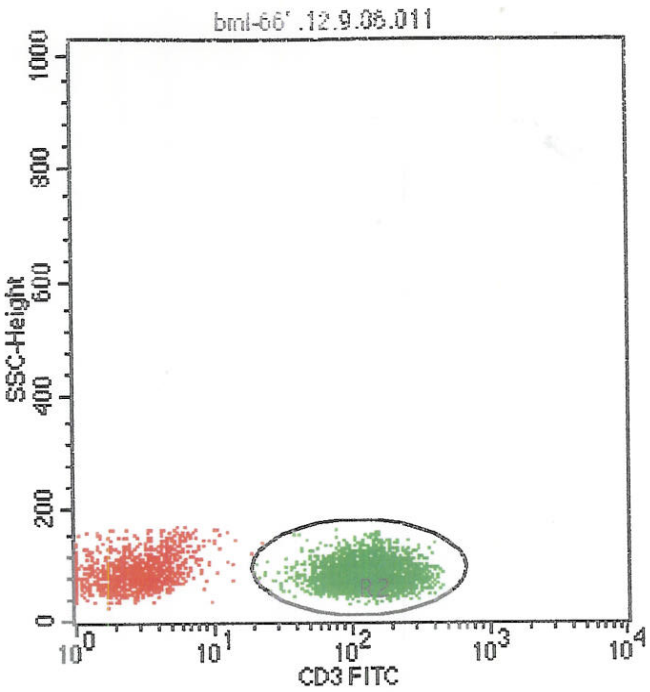

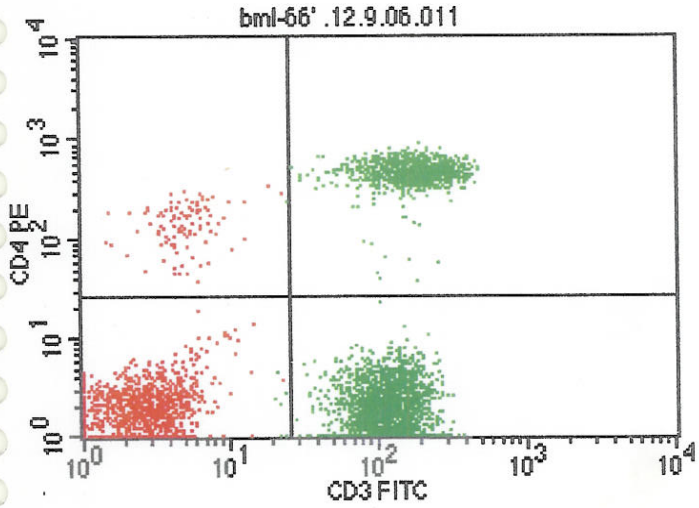

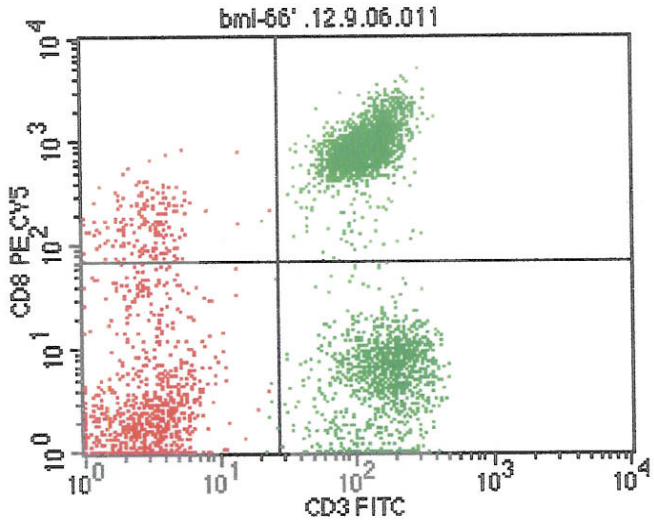

File: bml-66' .12.9.06.011
Log Data Units: Linear Values
Sample ID:
Gate: G1
Gated Events: 4921
Total Events: 10756
X Parameter: FL1-H CD3 FITC (Log)
Y Parameter: FL2-H CD4 PE (Log)

Quad	Events	% Gated	% Total
UL	104	2.11	0.97
UR	1021	20.75	9.49
LL	1072	21.78	9.97
LR	2724	55.35	25.33

File: bml-66' .12.9.06.011
Sample ID:
Tube:
Gate: G1
Total Events: 10756
Y Parameter: FL3-H CD8 PE CY5 (Log)

Quad	Events	% Gated	% Total
UL	182	3.70	1.69
UR	2569	52.20	23.88
LL	995	20.22	9.25
LR	1175	23.88	10.92

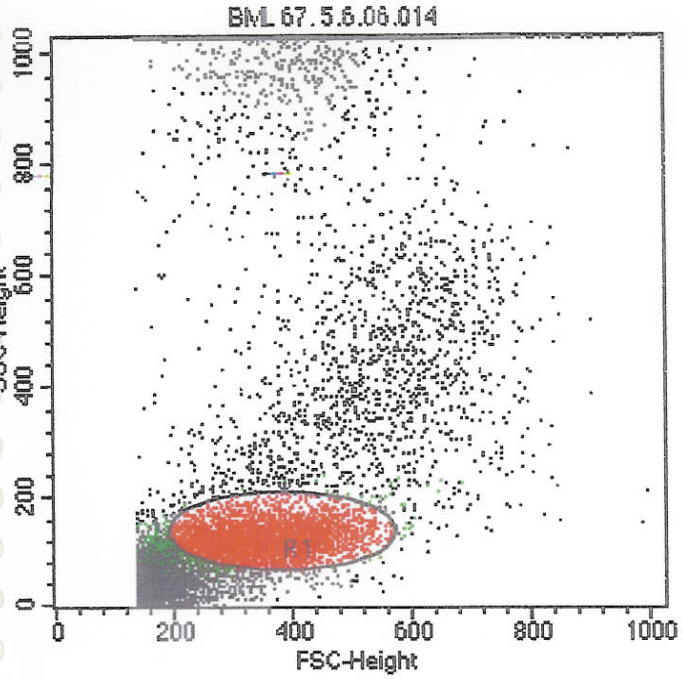

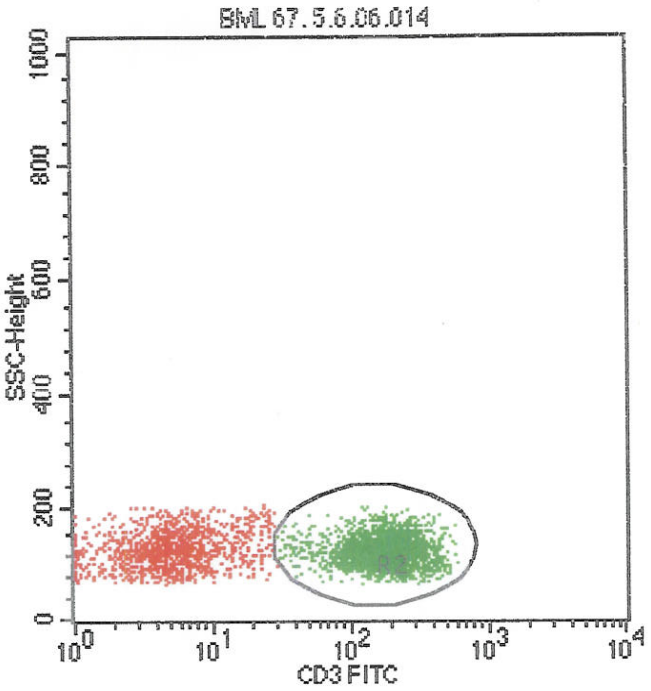

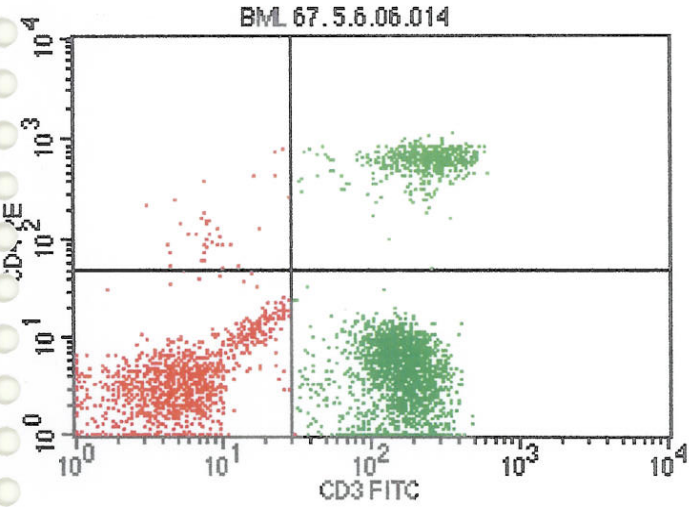

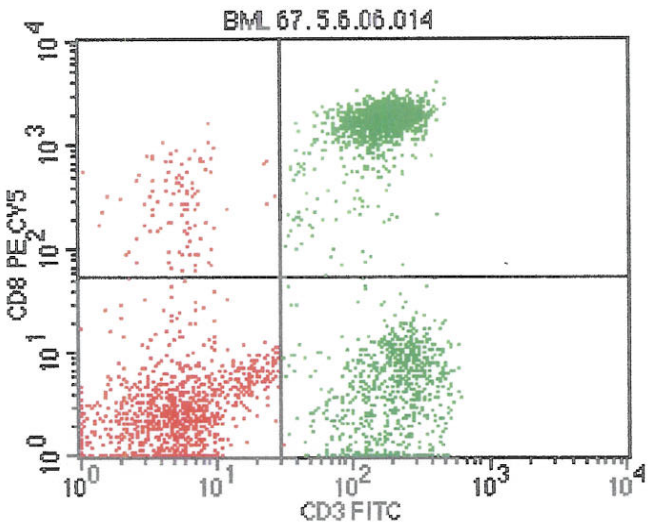

File: BML 67. 5.6.06.014
Log Data Units: Linear Values
Sample ID:
Gate: G1
Gated Events: 3735
Total Events: 25582
X Parameter: FL1-H CD3 FITC (Log)
Y Parameter: FL2-H CD4 PE (Log)

Quad	Events	% Gated	% Total
UL	36	0.96	0.14
UR	596	15.96	2.33
LL	1101	29.48	4.30
LR	2002	53.60	7.83

File: BML 67. 5.6.06.014
Sample ID:
Tube:
Gate: G1
Total Events: 25582
Y Parameter: FL3-H CD8 PE CY5 (Log)

Quad	Events	% Gated	% Total
UL	104	2.78	0.41
UR	1808	48.41	7.07
LL	1033	27.66	4.04
LR	790	21.15	3.09

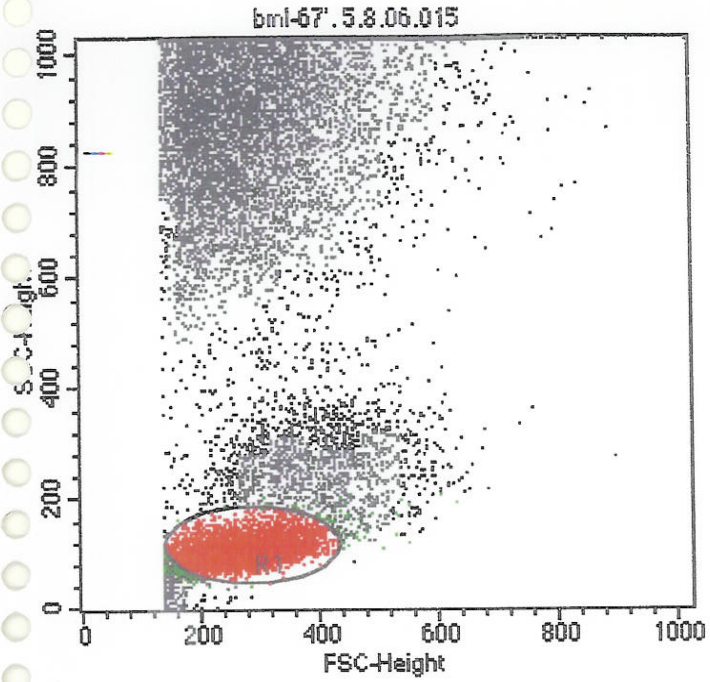

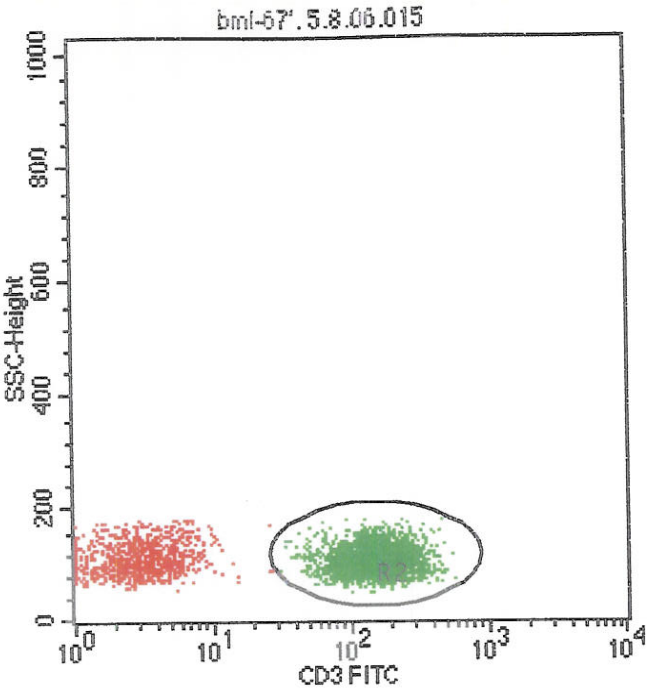

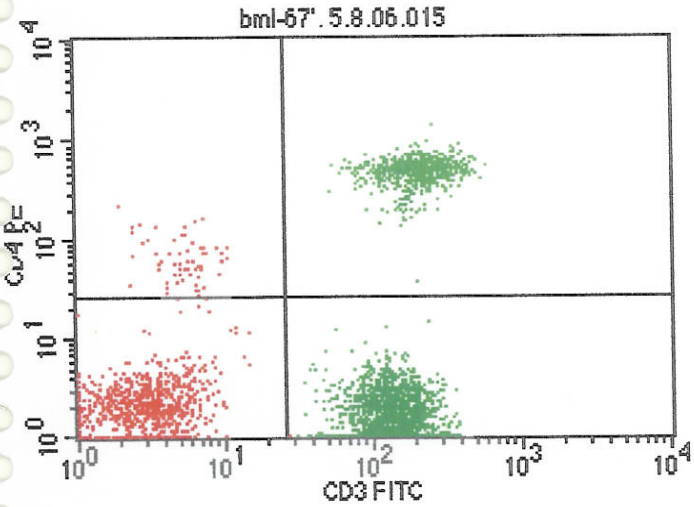

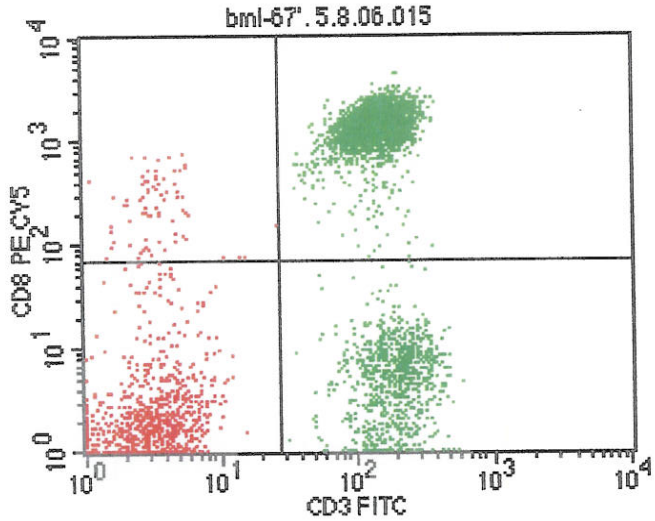

File: bml-67'. 5.8.06.015
Log Data Units: Linear Values
Sample ID:
Gate: G1
Gated Events: 4713
Total Events: 18327
X Parameter: FL1-H CD3 FITC (Log)
Y Parameter: FL2-H CD4 PE (Log)

Quad	Events	% Gated	% Total
UL	64	1.36	0.35
UR	715	15.17	3.90
LL	859	18.23	4.69
LR	3075	65.25	16.78

File: bml-67'. 5.8.06.015
Sample ID:
Tube:
Gate: G1
Total Events: 18327
Y Parameter: FL3-H CD8 PE CY5 (Log)

Quad	Events	% Gated	% Total
UL	77	1.63	0.42
UR	2889	61.30	15.76
LL	847	17.97	4.62
LR	900	19.10	4.91

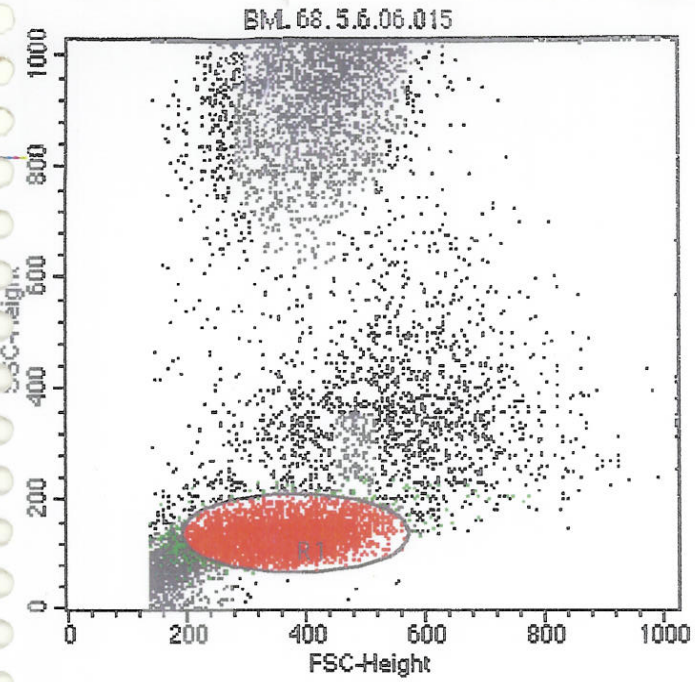

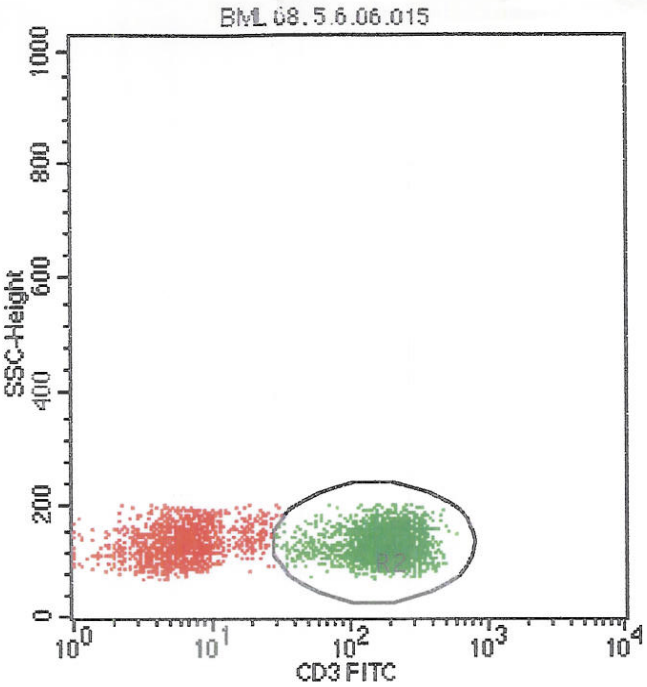

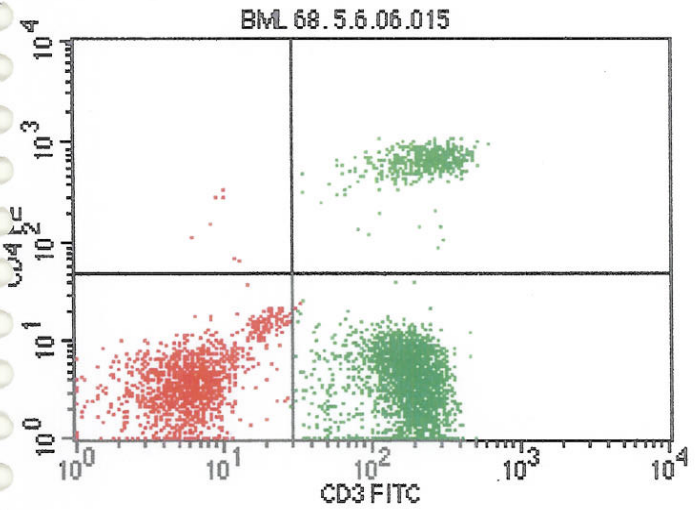

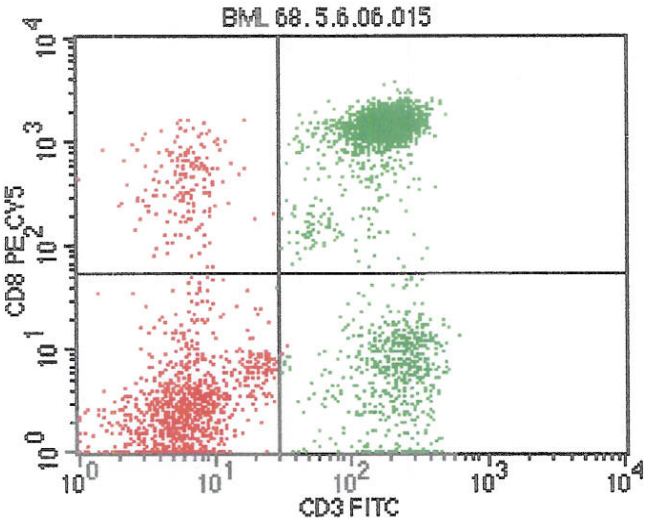

File: BML 68. 5.6.06.015
Log Data Units: Linear Values
Sample ID:
Gate: G1
Gated Events: 4398
Total Events: 16017
X Parameter: FL1-H CD3 FITC (Log)
Y Parameter: FL2-H CD4 PE (Log)

Quad	Events	% Gated	% Total
UL	7	0.16	0.04
UR	520	11.82	3.25
LL	1258	28.60	7.85
LR	2613	59.41	16.31

File: BML 68. 5.6.06.015
Sample ID:
Tube:
Gate: G1
Total Events: 16017
Y Parameter: FL3-H CD8 PE CY5 (Log)

Quad	Events	% Gated	% Total
UL	184	4.18	1.15
UR	2550	57.98	15.92
LL	1081	24.58	6.75
LR	583	13.26	3.64

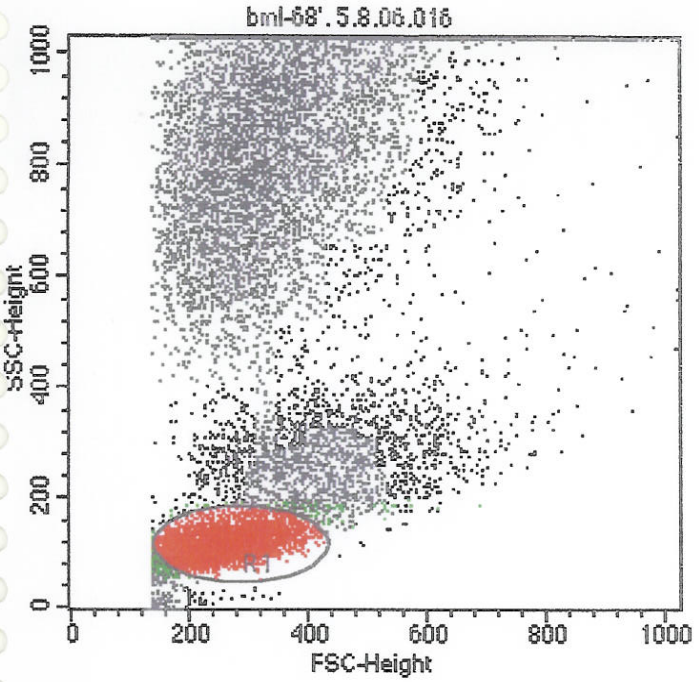

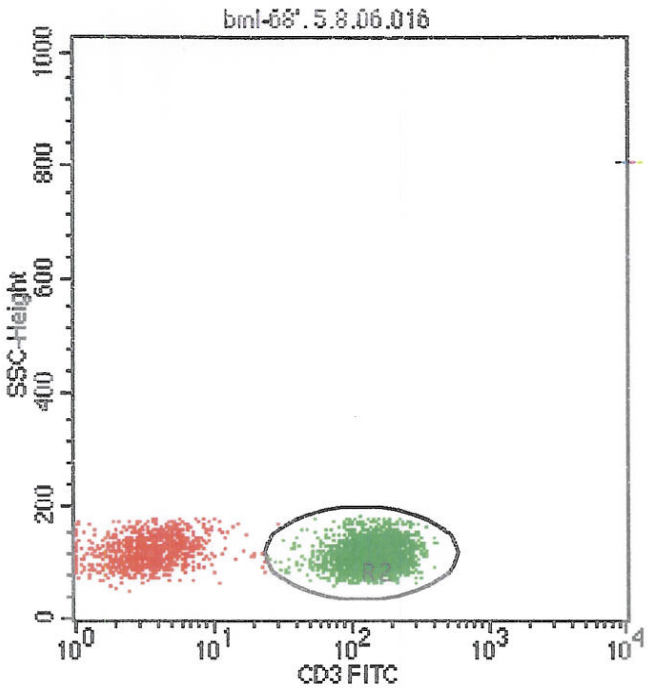

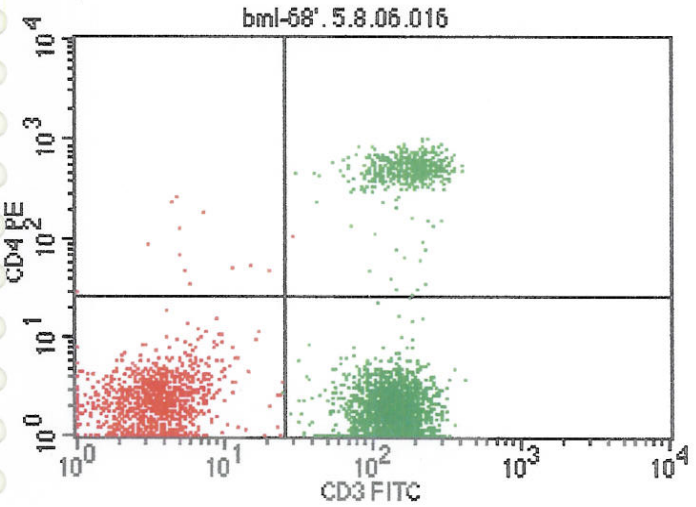

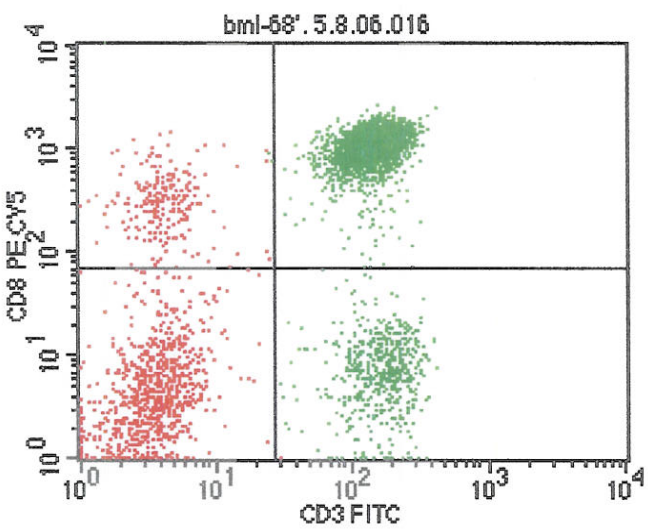

File: bml-68'. 5.8.06.016
Log Data Units: Linear Values
Sample ID:
Gate: G1
Gated Events: 4743
Total Events: 15959
X Parameter: FL1-H CD3 FITC (Log)
Y Parameter: FL2-H CD4 PE (Log)

Quad	Events	% Gated	% Total
UL	12	0.25	0.08
UR	498	10.50	3.12
LL	1084	22.85	6.79
LR	3149	66.39	19.73

File: bml-68'. 5.8.06.016
Sample ID:
Tube:
Gate: G1
Total Events: 15959
Y Parameter: FL3-H CD8 PE CY5 (Log)

Quad	Events	% Gated	% Total
UL	228	4.81	1.43
UR	3109	65.55	19.48
LL	868	18.30	5.44
LR	538	11.34	3.37

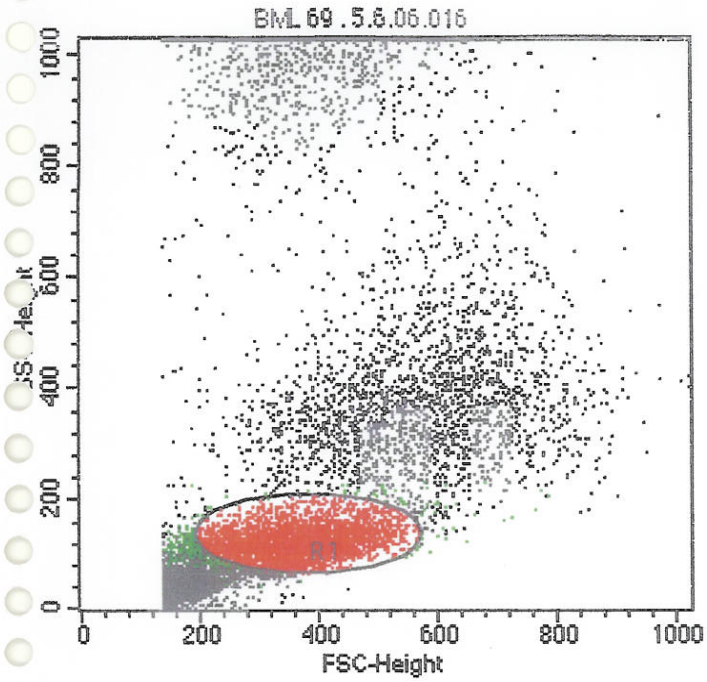

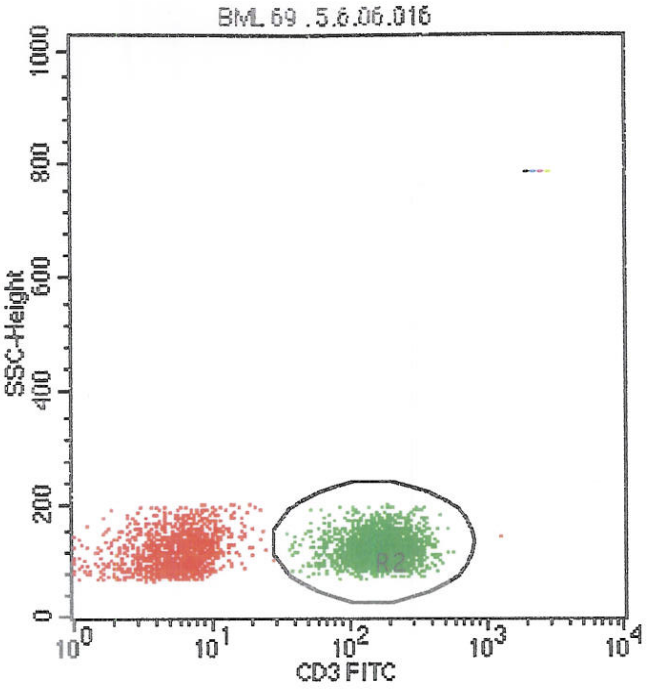

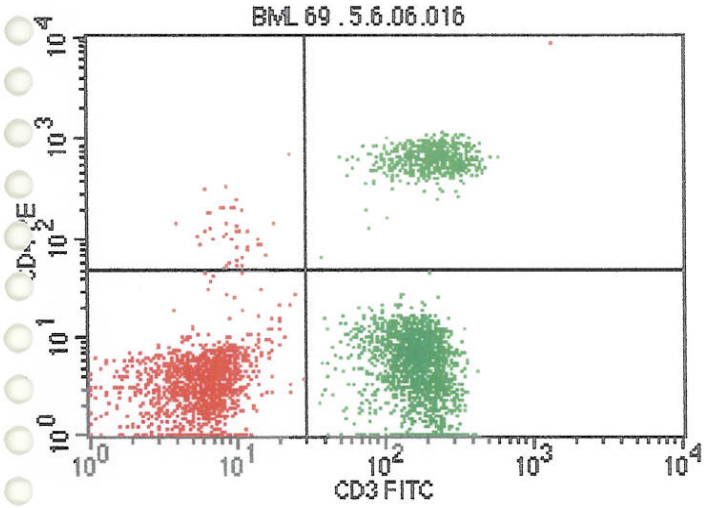

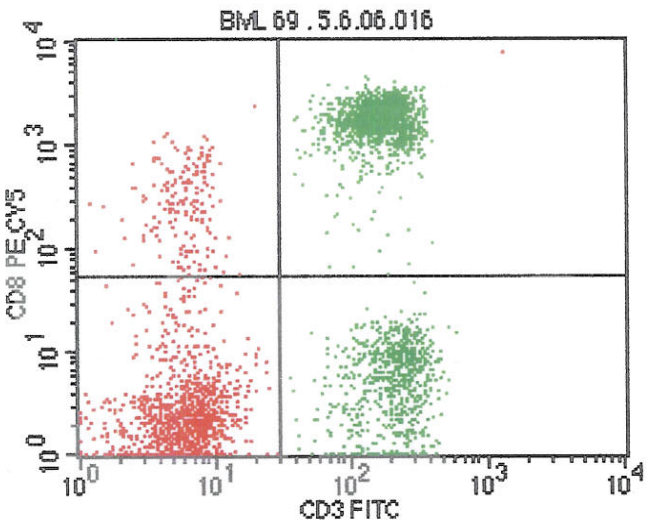

File: BML 69 . 5.6.06.016
Log Data Units: Linear Values
Sample ID:
Gate: G1
Gated Events: 3972
Total Events: 38533
X Parameter: FL1-H CD3 FITC (Log)
Y Parameter: FL2-H CD4 PE (Log)

Quad	Events	% Gated	% Total
UL	43	1.08	0.11
UR	637	16.04	1.65
LL	1326	33.38	3.44
LR	1966	49.50	5.10

File: BML 69 . 5.6.06.016
Sample ID:
Tube:
Gate: G1
Total Events: 38533
Y Parameter: FL3-H CD8 PE CY5 (Log)

Quad	Events	% Gated	% Total
UL	177	4.46	0.46
UR	1879	47.31	4.88
LL	1192	30.01	3.09
LR	724	18.23	1.88


bml-69'.5.8.06.013
SSC-Height
400
600
800
1000


bml-69'.5.8.06.013
SSC-Height
400
600
800
1000

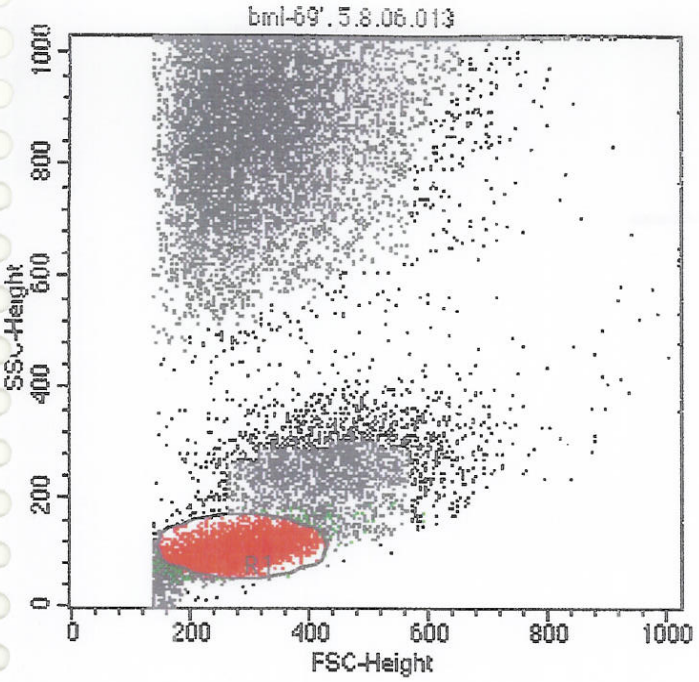

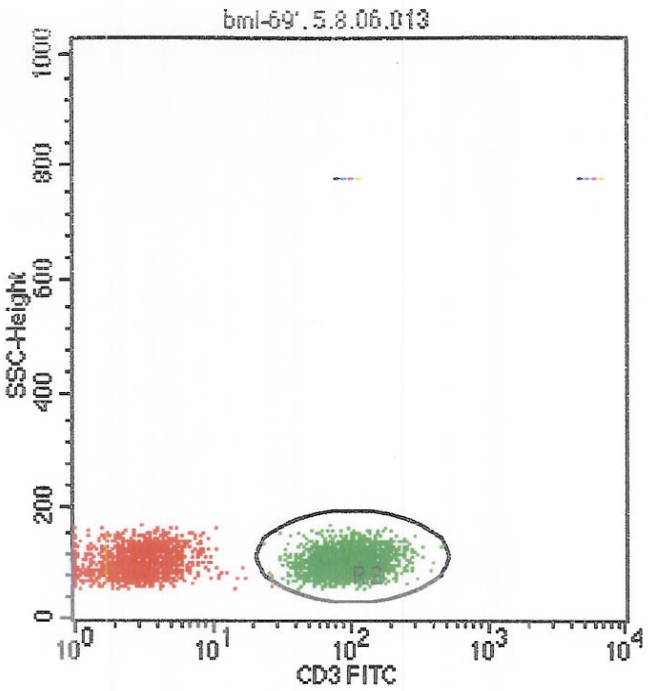

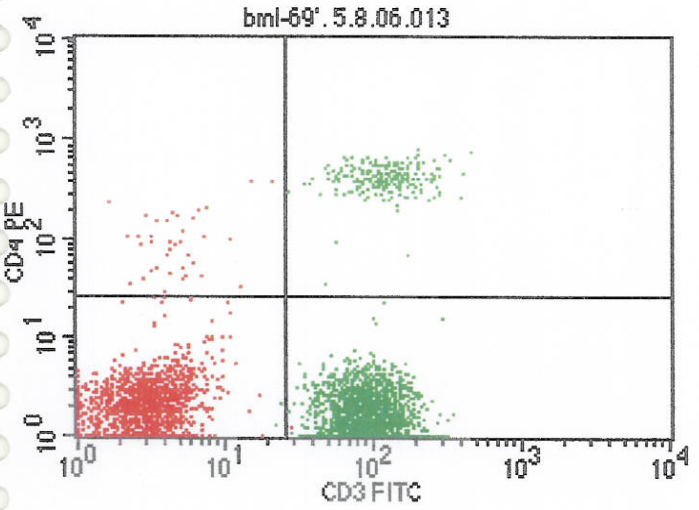

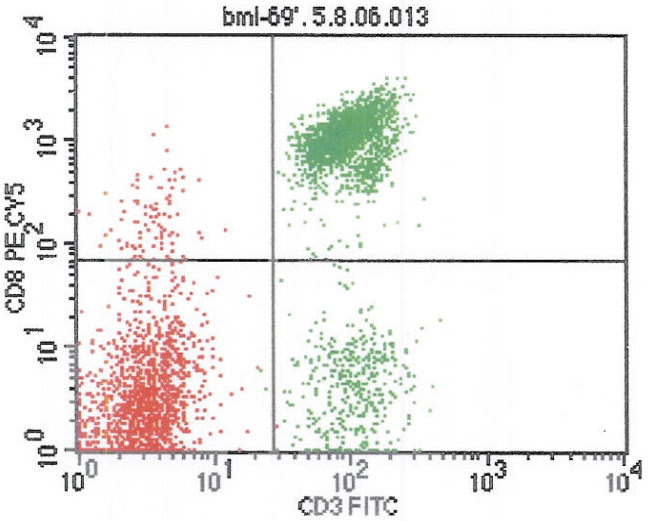

File: bml-69'. 5.8.06.013
Log Data Units: Linear Values
Sample ID:
Gate: G1
Gated Events: 4373
Total Events: 20217
X Parameter: FL1-H CD3 FITC (Log)
Y Parameter: FL2-H CD4 PE (Log)

Quad	Events	% Gated	% Total
UL	40	0.91	0.20
UR	232	5.31	1.15
LL	1482	33.89	7.33
LR	2619	59.89	12.95

File: bml-69'. 5.8.06.013
Sample ID:
Tube:
Gate: G1
Total Events: 20217
Y Parameter: FL3-H CD8 PE CY5 (Log)

Quad	Events	% Gated	% Total
UL	93	2.13	0.46
UR	2454	56.12	12.14
LL	1431	32.72	7.08
LR	395	9.03	1.95

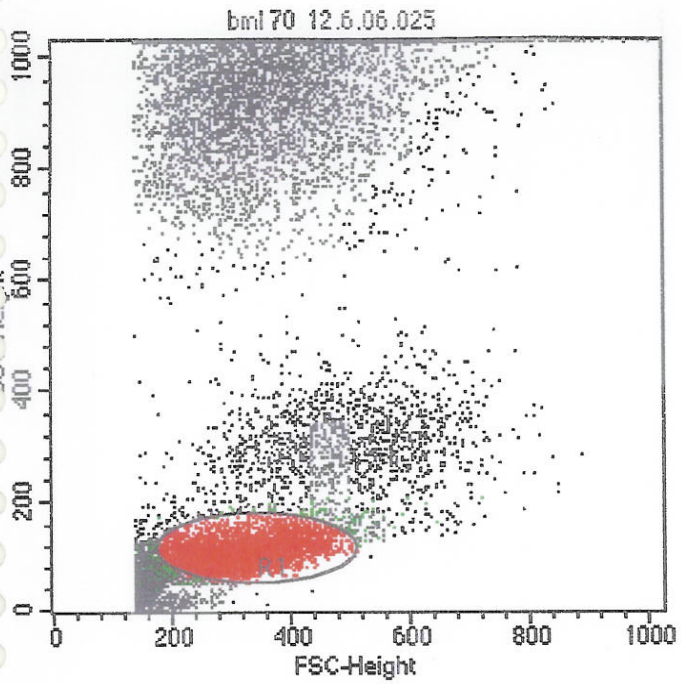

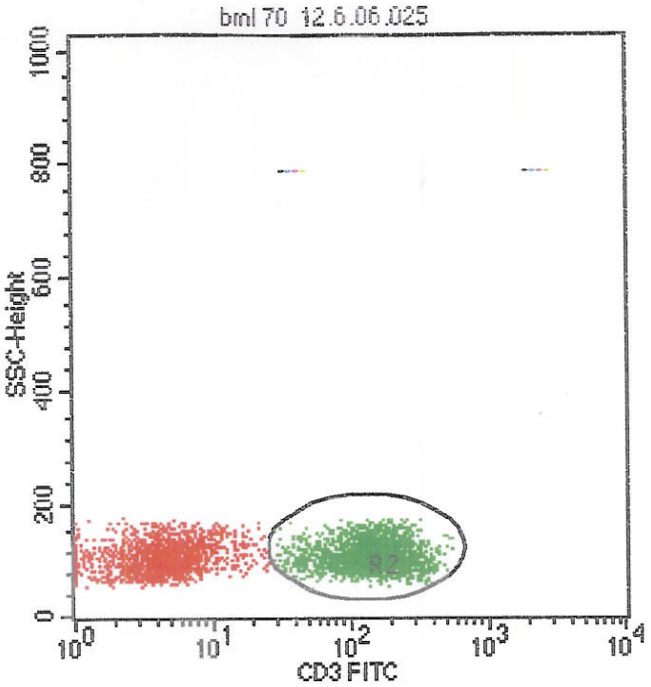

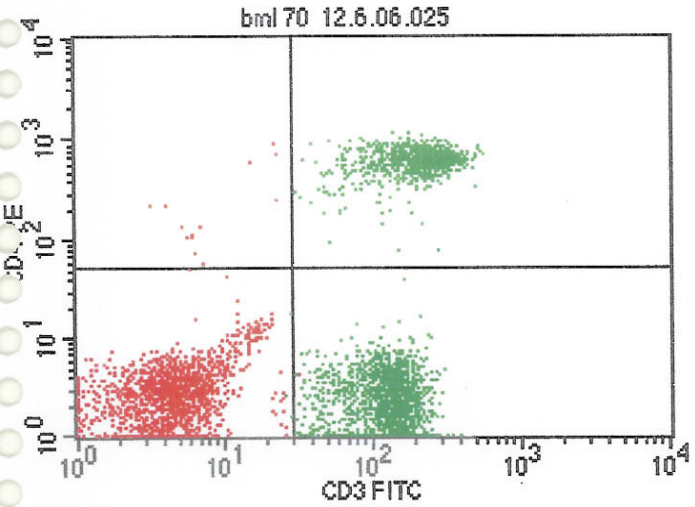

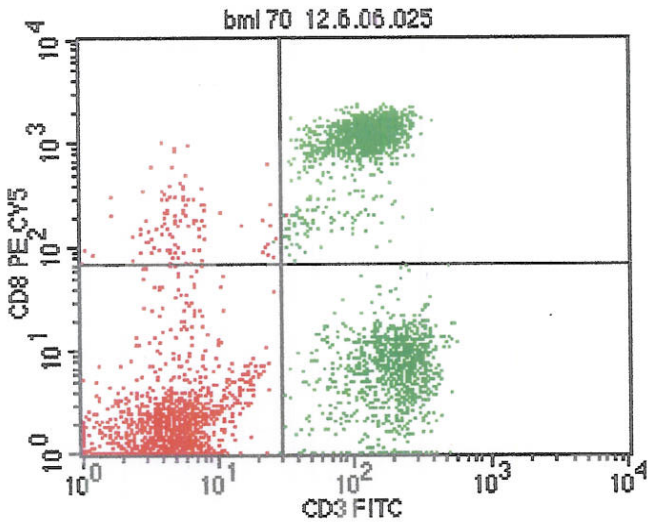

File: bml 70 12.6.06.025
Log Data Units: Linear Values
Sample ID:
Gate: G1
Gated Events: 4256
Total Events: 18182
X Parameter: FL1-H CD3 FITC (Log)
Y Parameter: FL2-H CD4 PE (Log)

Quad	Events	% Gated	% Total
UL	13	0.31	0.07
UR	890	20.91	4.89
LL	1500	35.24	8.25
LR	1853	43.54	10.19

File: bml 70 12.6.06.025
Sample ID:
Tube:
Gate: G1
Total Events: 18182
Y Parameter: FL3-H CD8 PE CY5 (Log)

Quad	Events	% Gated	% Total
UL	104	2.44	0.57
UR	1779	41.80	9.78
LL	1409	33.11	7.75
LR	964	22.65	5.30

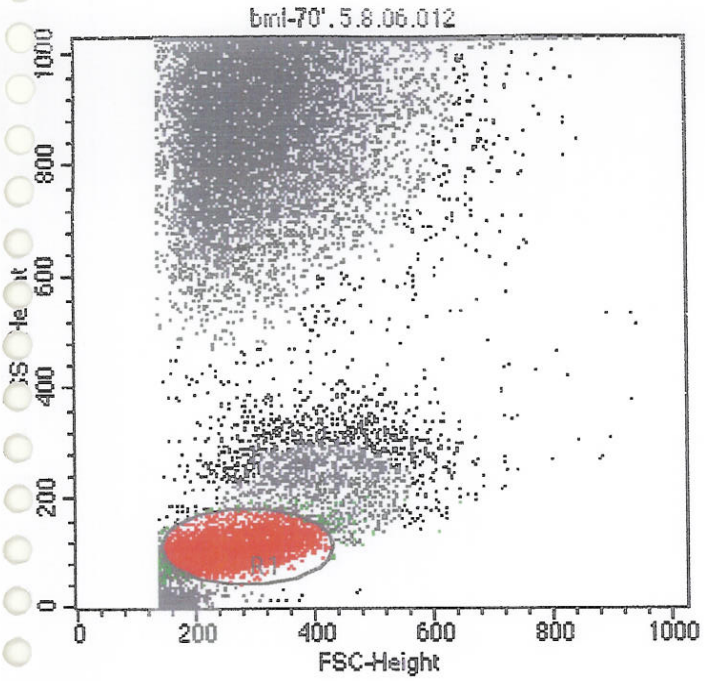

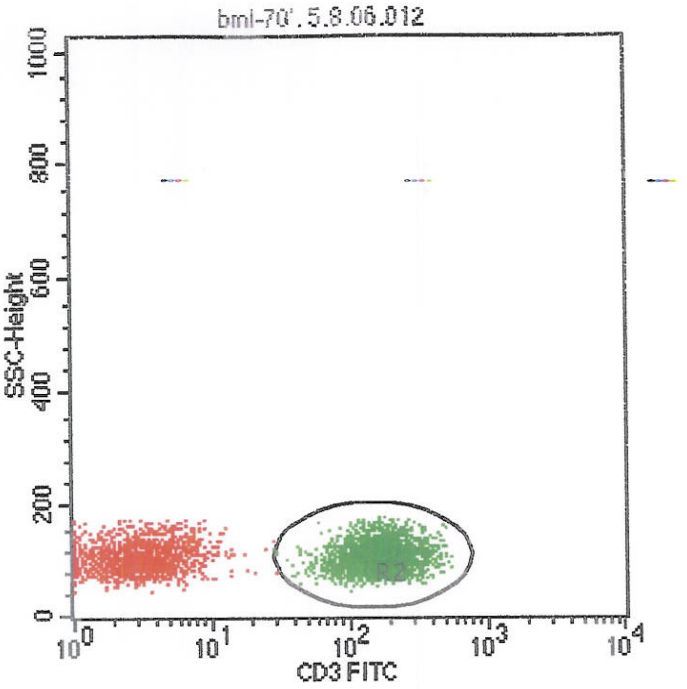

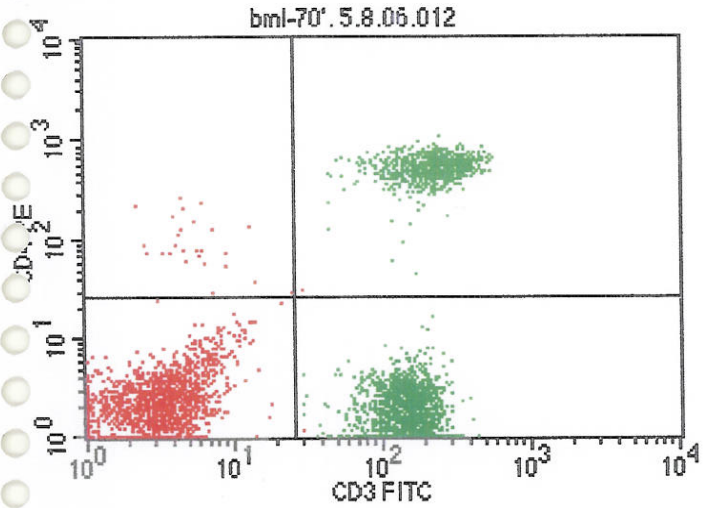

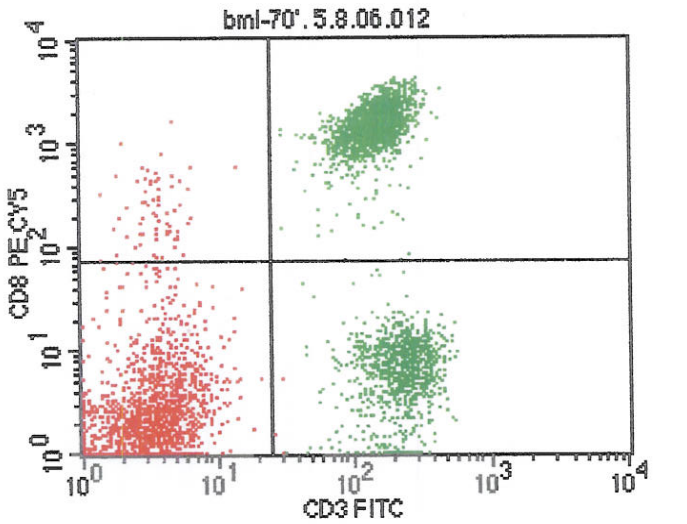

File: bml-70'. 5.8.06.012
Log Data Units: Linear Values
Sample ID:
Gate: G1
Gated Events: 4674
Total Events: 23359
X Parameter: FL1-H CD3 FITC (Log)
Y Parameter: FL2-H CD4 PE (Log)

Quad	Events	% Gated	% Total
UL	26	0.56	0.11
UR	909	19.45	3.89
LL	1533	32.80	6.56
LR	2206	47.20	9.44

File: bml-70'. 5.8.06.012
Sample ID:
Tube:
Gate: G1
Total Events: 23359
Y Parameter: FL3-H CD8 PE CY5 (Log)

Quad	Events	% Gated	% Total
UL	68	1.45	0.29
UR	2136	45.70	9.14
LL	1490	31.88	6.38
LR	980	20.97	4.20

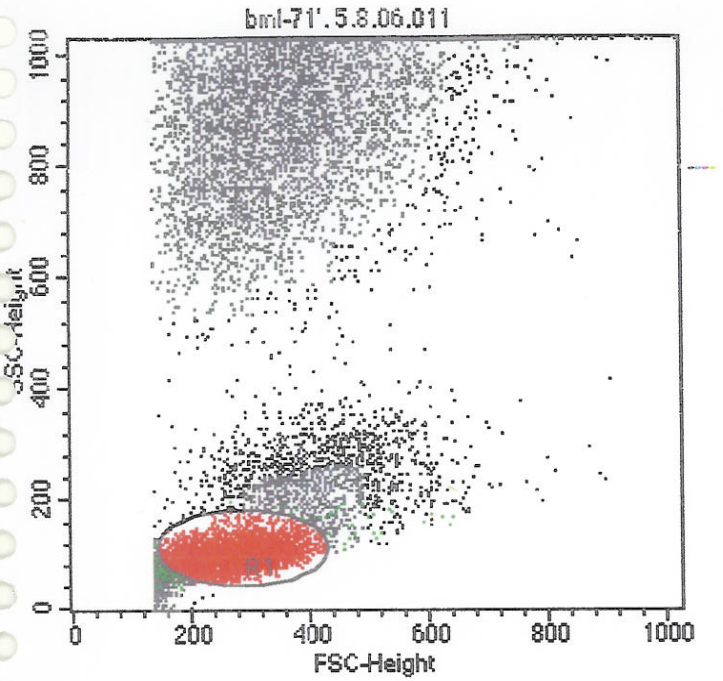

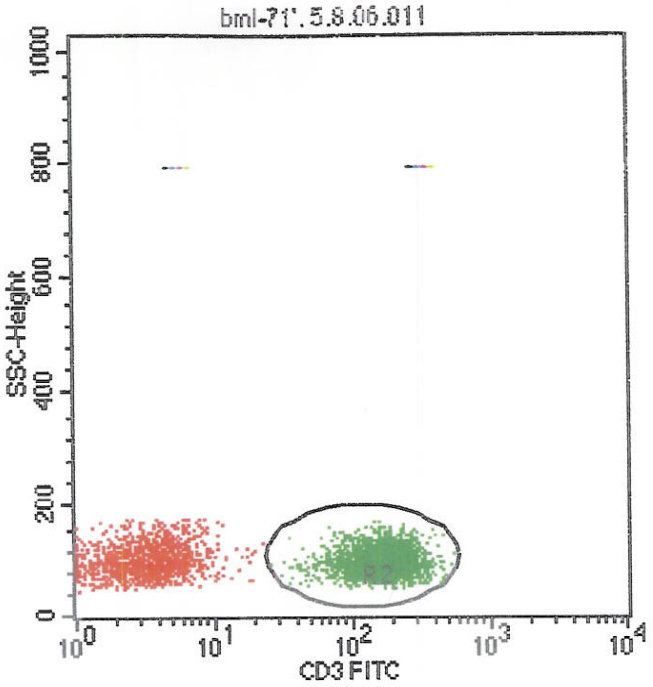

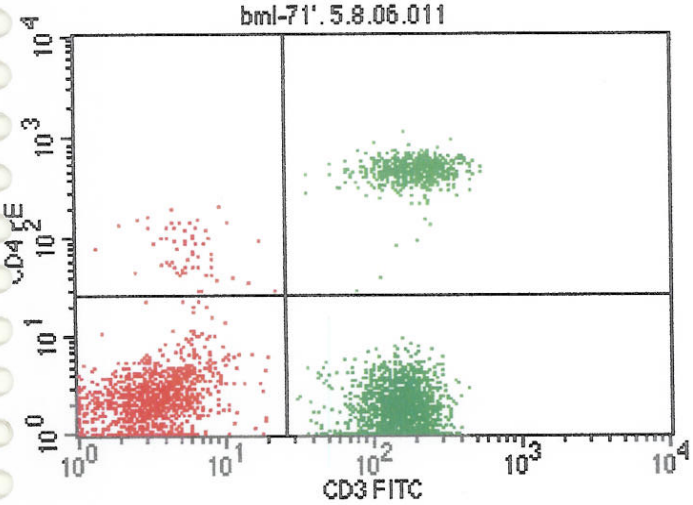

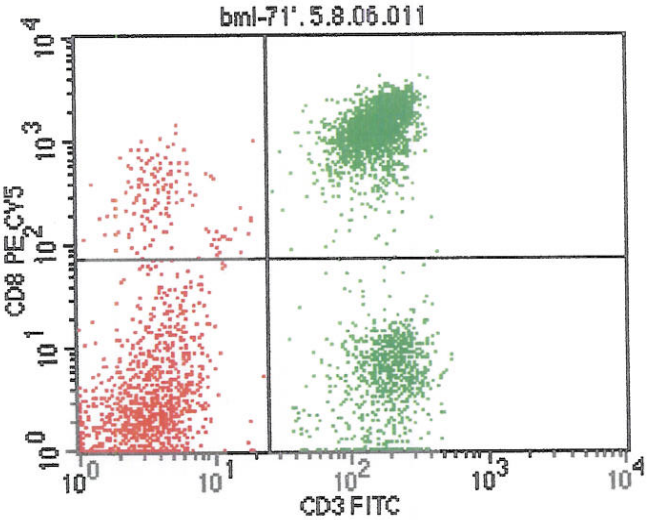

File: bml-71'. 5.8.06.011
Log Data Units: Linear Values
Sample ID:
Gate: G1
Gated Events: 4663
Total Events: 15374
X Parameter: FL1-H CD3 FITC (Log)
Y Parameter: FL2-H CD4 PE (Log)

Quad	Events	% Gated	% Total
UL	60	1.29	0.39
UR	629	13.49	4.09
LL	1203	25.80	7.82
LR	2771	59.43	18.02

File: bml-71'. 5.8.06.011
Sample ID:
Tube:
Gate: G1
Total Events: 15374
Y Parameter: FL3-H CD8 PE CY5 (Log)

Quad	Events	% Gated	% Total
UL	152	3.26	0.99
UR	2647	56.77	17.22
LL	1111	23.83	7.23
LR	753	16.15	4.90

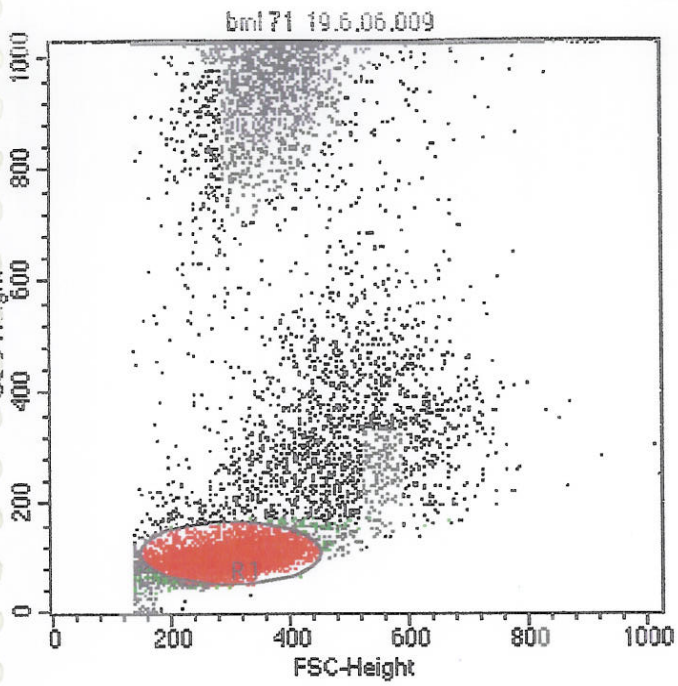

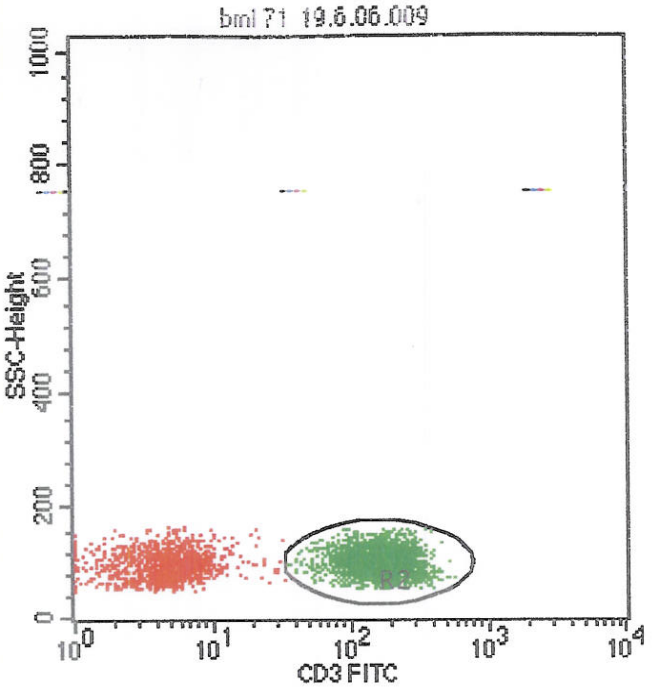

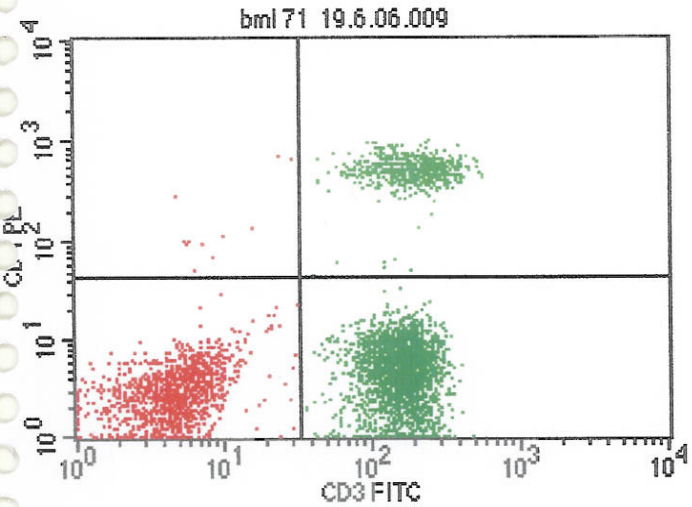

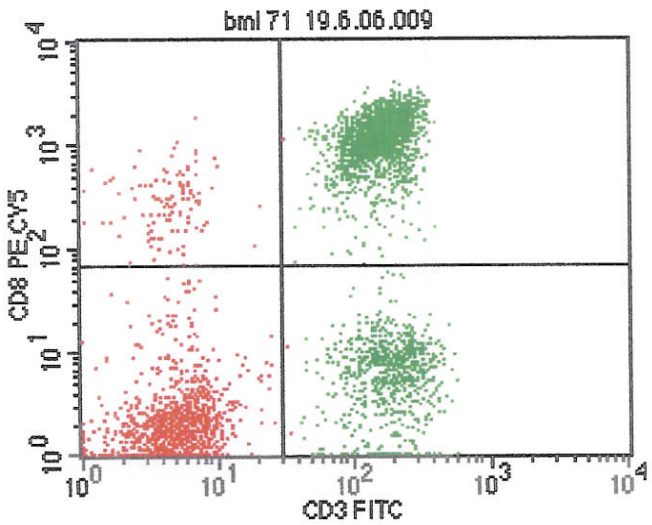

File: bml 71 19.6.06.009
Log Data Units: Linear Values
Sample ID:
Gate: G1
Gated Events: 4519
Total Events: 15557
X Parameter: FL1-H CD3 FITC (Log)
Y Parameter: FL2-H CD4 PE (Log)

Quad	Events	% Gated	% Total
UL	11	0.24	0.07
UR	629	13.92	4.04
LL	1217	26.93	7.82
LR	2662	58.91	17.11

File: bml 71 19.6.06.009
Sample ID:
Tube:
Gate: G1
Total Events: 15557
Y Parameter: FL3-H CD8 PE CY5 (Log)

Quad	Events	% Gated	% Total
UL	117	2.59	0.75
UR	2564	56.74	16.48
LL	1108	24.52	7.12
LR	730	16.15	4.69

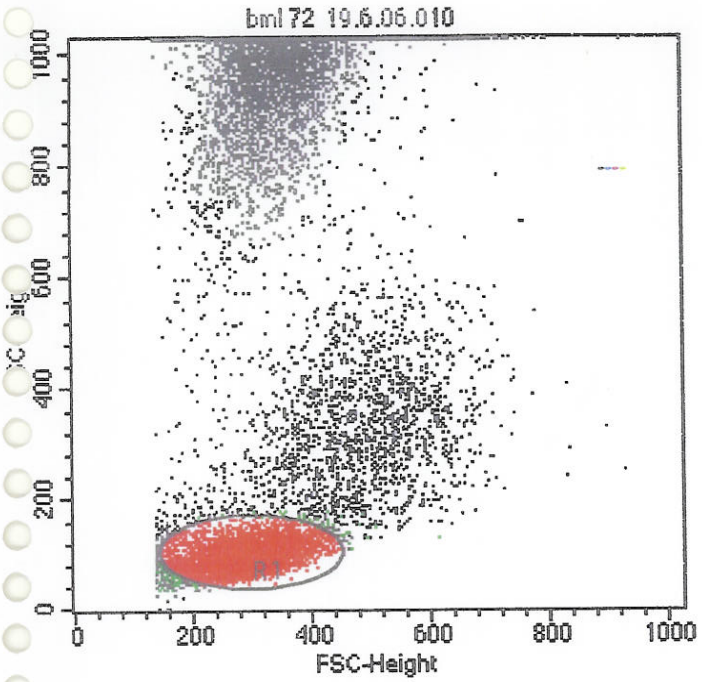

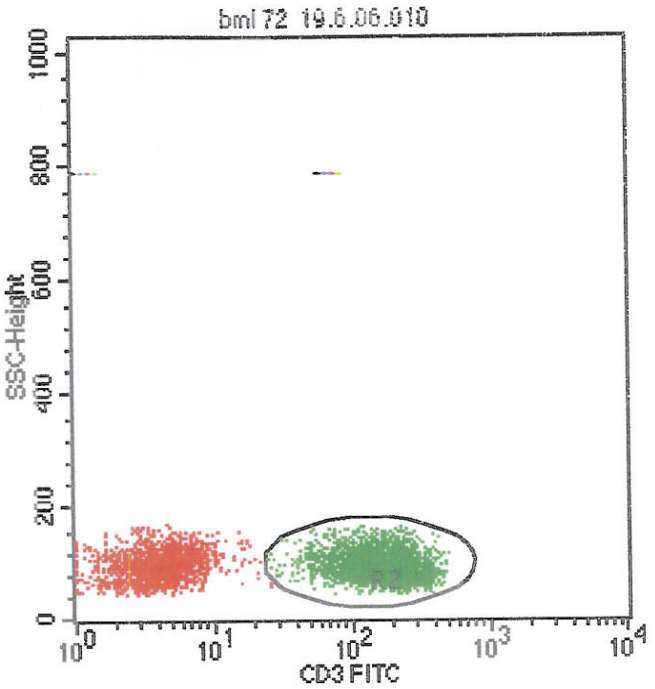

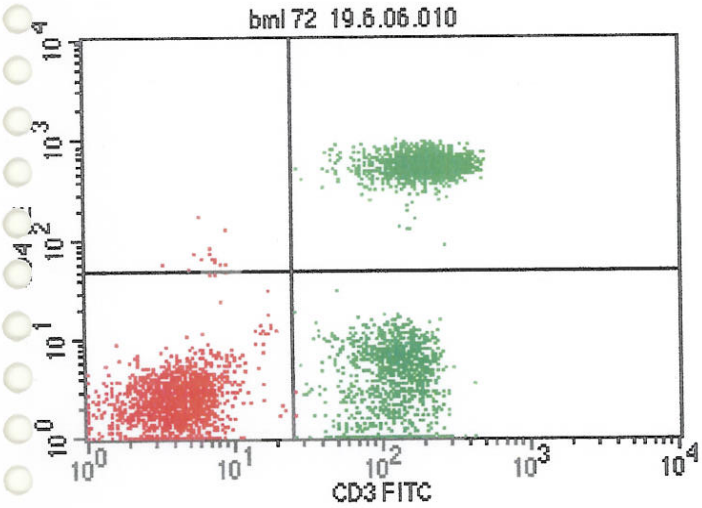

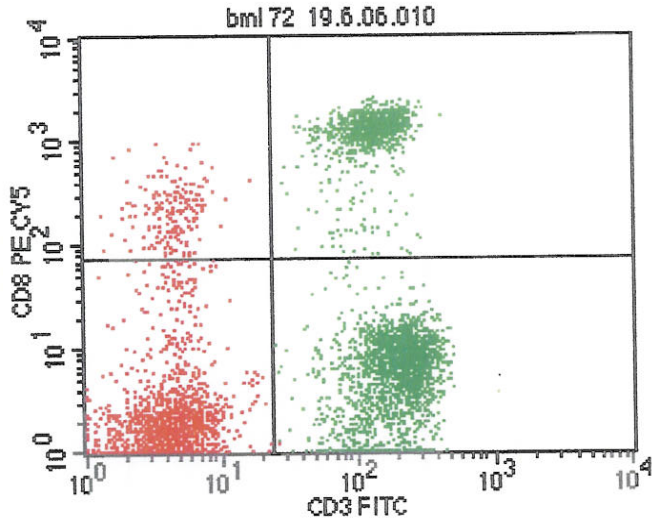

File: bml 72 19.6.06.010
Log Data Units: Linear Values
Sample ID:
Gate: G1
Gated Events: 4768
Total Events: 25137
X Parameter: FL1-H CD3 FITC (Log)
Y Parameter: FL2-H CD4 PE (Log)

Quad	Events	% Gated	% Total
UL	14	0.29	0.06
UR	1807	37.90	7.19
LL	1664	34.90	6.62
LR	1283	26.91	5.10

File: bml 72 19.6.06.010
Sample ID:
Tube:
Gate: G1
Total Events: 25137
Y Parameter: FL3-H CD8 PE CY5 (Log)

Quad	Events	% Gated	% Total
UL	187	3.92	0.74
UR	1039	21.79	4.13
LL	1490	31.25	5.93
LR	2052	43.04	8.16

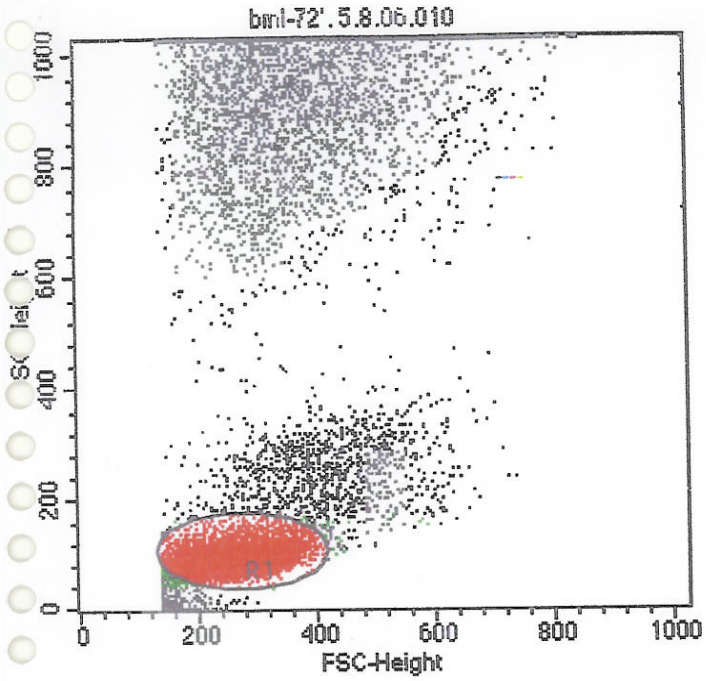

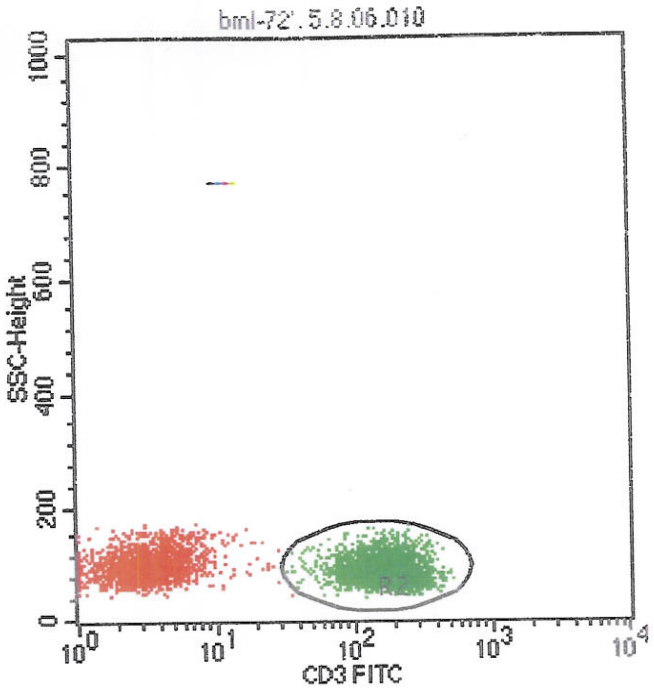

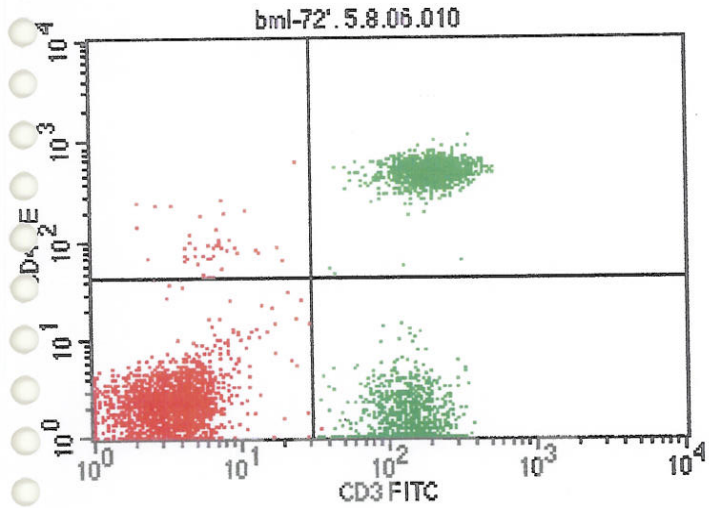

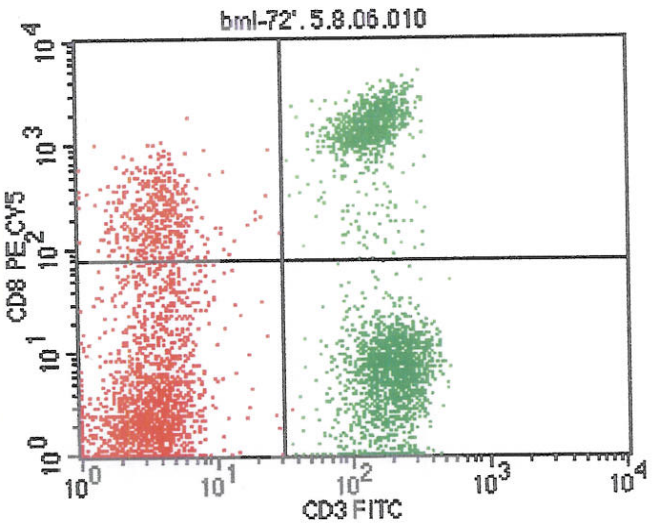

File: bml-72'. 5.8.06.010
Log Data Units: Linear Values
Sample ID:
Gate: G1
Gated Events: 5039
Total Events: 12877
X Parameter: FL1-H CD3 FITC (Log)
Y Parameter: FL2-H CD4 PE (Log)

Quad	Events	% Gated	% Total
UL	51	1.01	0.40
UR	1380	27.39	10.72
LL	2286	45.37	17.75
LR	1322	26.24	10.27

File: bml-72'. 5.8.06.010
Sample ID:
Tube:
Gate: G1
Total Events: 12877
Y Parameter: FL3-H CD8 PE CY5 (Log)

Quad	Events	% Gated	% Total
UL	473	9.39	3.67
UR	1048	20.80	8.14
LL	1864	36.99	14.48
LR	1654	32.82	12.84

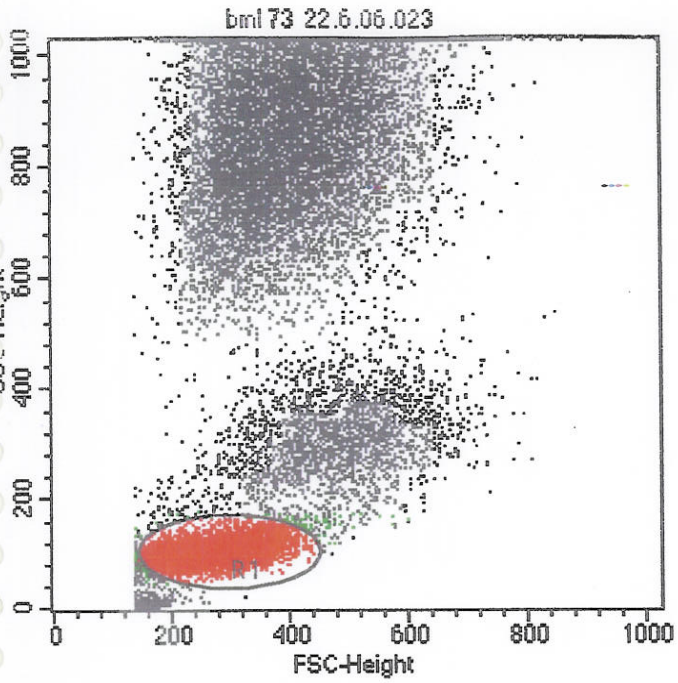

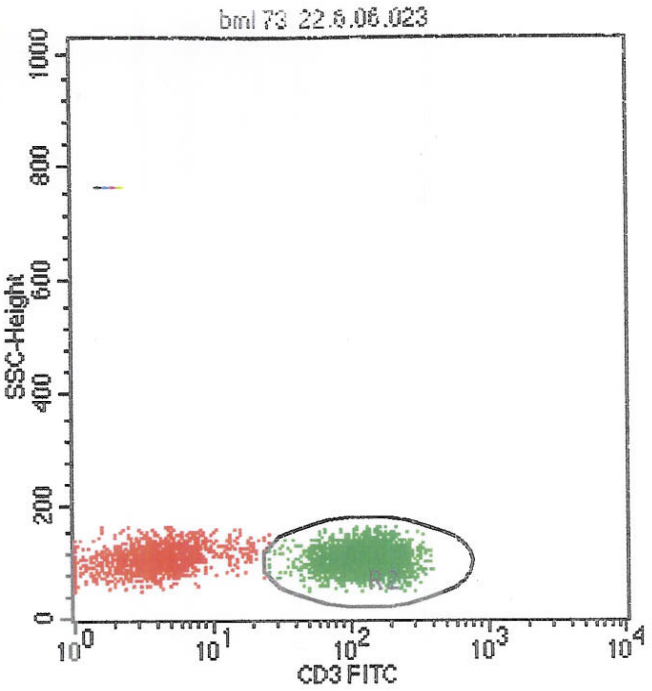

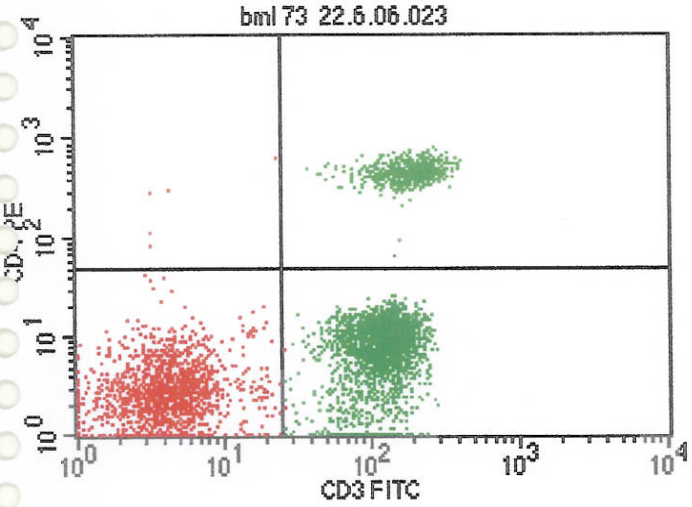

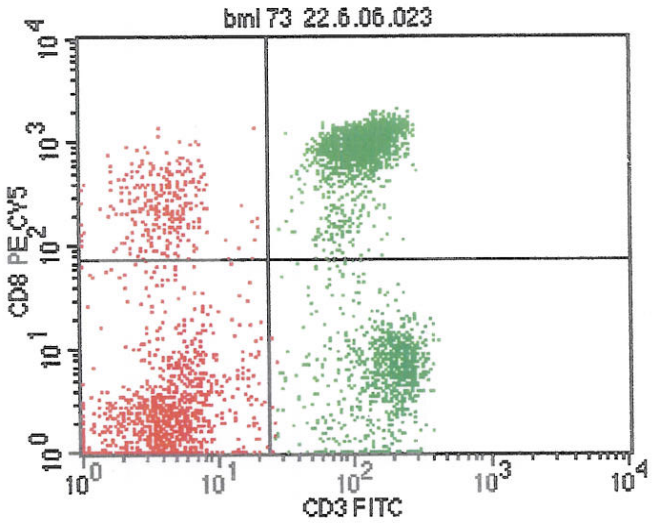

File: bml 73 22.6.06.023
Log Data Units: Linear Values
Sample ID:
Gate: G1
Gated Events: 4828
Total Events: 20871
X Parameter: FL1-H CD3 FITC (Log)
Y Parameter: FL2-H CD4 PE (Log)

Quad	Events	% Gated	% Total
UL	5	0.10	0.02
UR	706	14.62	3.38
LL	1487	30.80	7.12
LR	2630	54.47	12.60

File: bml 73 22.6.06.023
Sample ID:
Tube:
Gate: G1
Total Events: 20871
Y Parameter: FL3-H CD8 PE CY5 (Log)

Quad	Events	% Gated	% Total
UL	302	6.26	1.45
UR	2473	51.22	11.85
LL	1186	24.57	5.68
LR	867	17.96	4.15

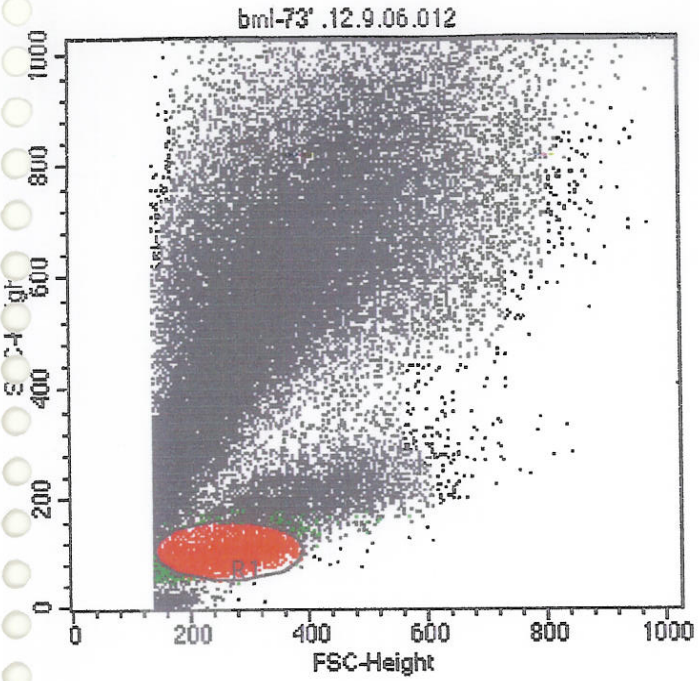

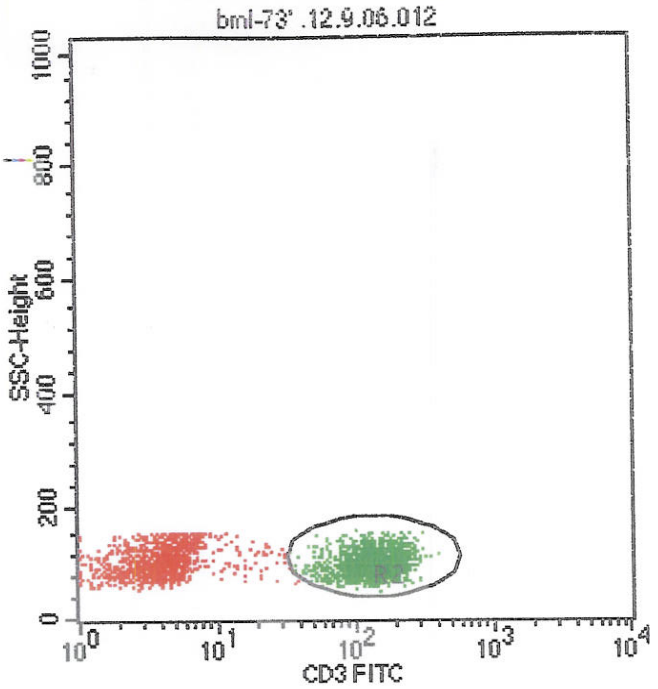

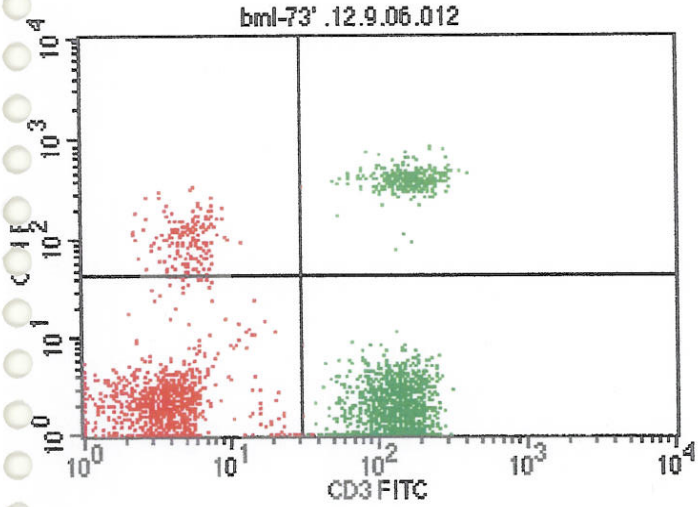

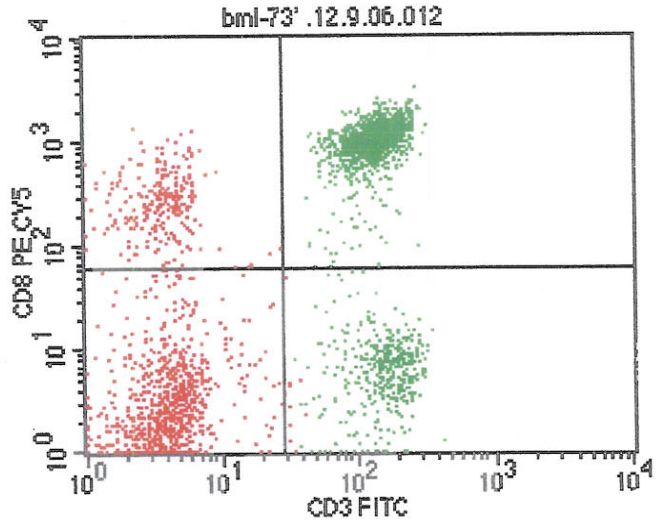

File: bml-73' .12.9.06.012
Log Data Units: Linear Values
Sample ID:
Gate: G1
Gated Events: 3129
Total Events: 48324
X Parameter: FL1-H CD3 FITC (Log)
Y Parameter: FL2-H CD4 PE (Log)

Quad	Events	% Gated	% Total
UL	182	5.82	0.38
UR	350	11.19	0.72
LL	928	29.66	1.92
LR	1669	53.34	3.45

File: bml-73' .12.9.06.012
Sample ID:
Tube:
Gate: G1
Total Events: 48324
Y Parameter: FL3-H CD8 PE CY5 (Log)

Quad	Events	% Gated	% Total
UL	260	8.31	0.54
UR	1608	51.39	3.33
LL	844	26.97	1.75
LR	417	13.33	0.86

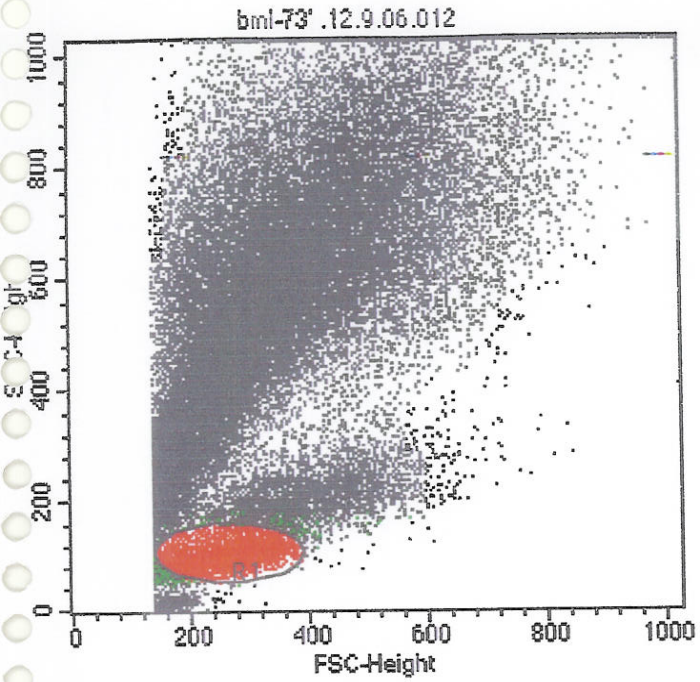

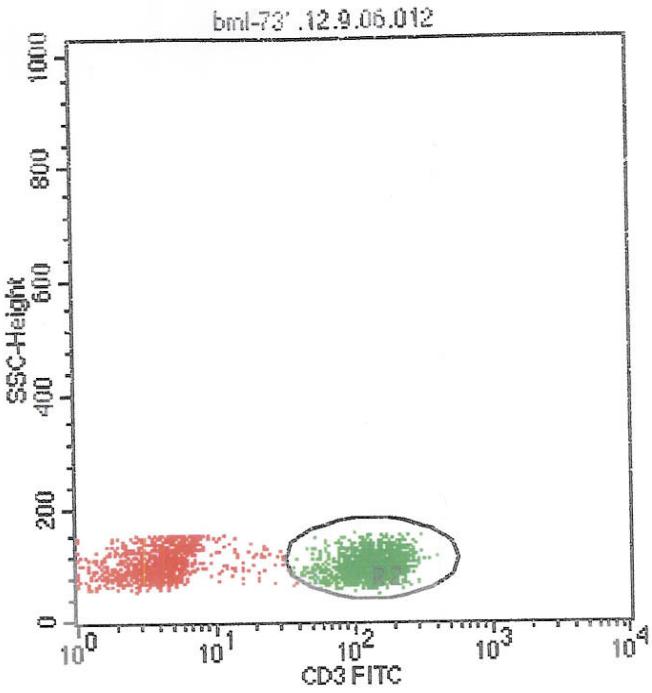

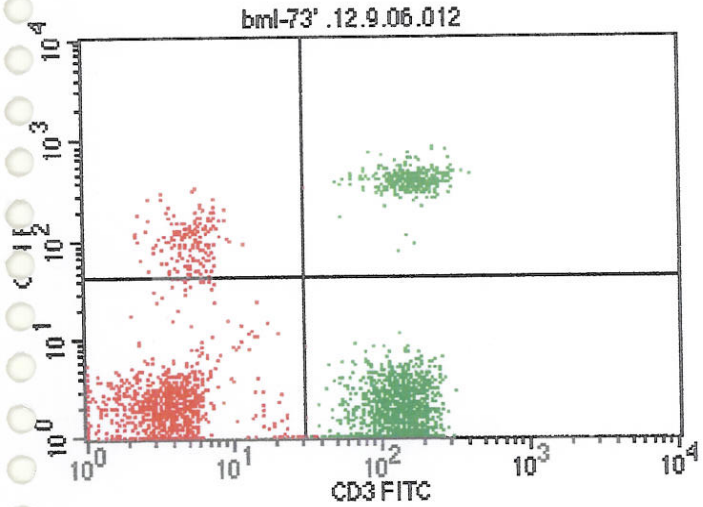

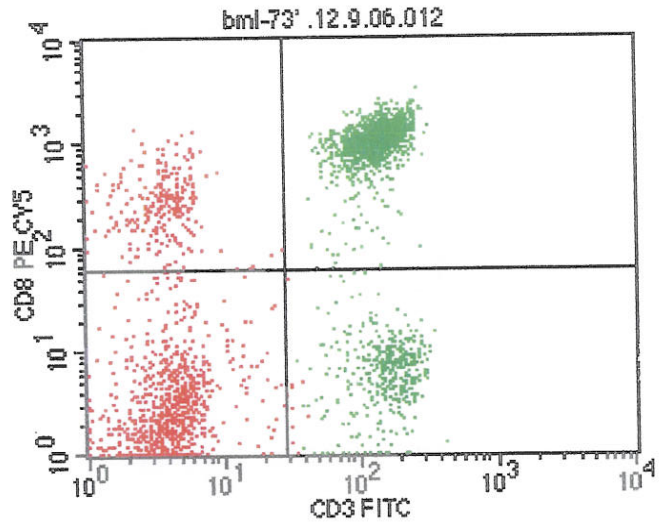

File: bml-73' .12.9.06.012
Log Data Units: Linear Values
Sample ID:
Gate: G1
Gated Events: 3129
Total Events: 48324
X Parameter: FL1-H CD3 FITC (Log)
Y Parameter: FL2-H CD4 PE (Log)

Quad	Events	% Gated	% Total
UL	182	5.82	0.38
UR	350	11.19	0.72
LL	928	29.66	1.92
LR	1669	53.34	3.45

File: bml-73' .12.9.06.012
Sample ID:
Tube:
Gate: G1
Total Events: 48324
Y Parameter: FL3-H CD8 PE CY5 (Log)

Quad	Events	% Gated	% Total
UL	260	8.31	0.54
UR	1608	51.39	3.33
LL	844	26.97	1.75
LR	417	13.33	0.86

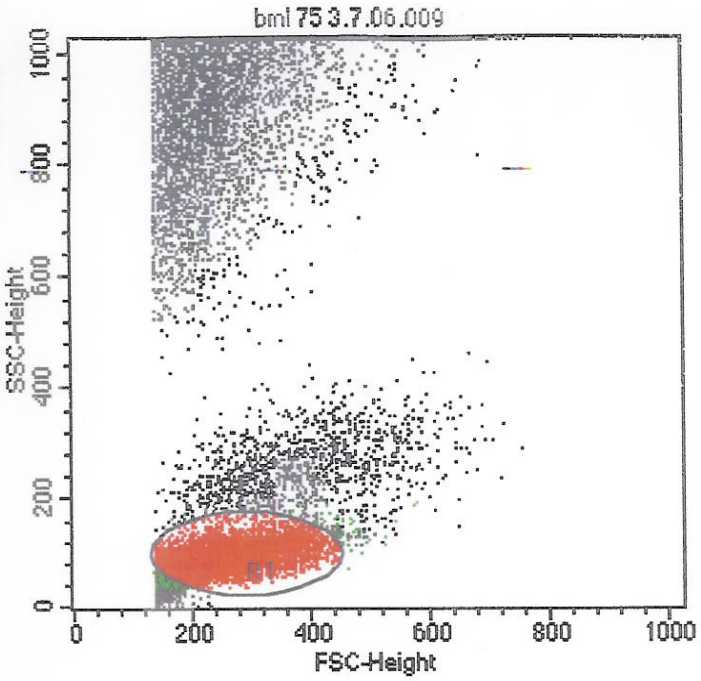

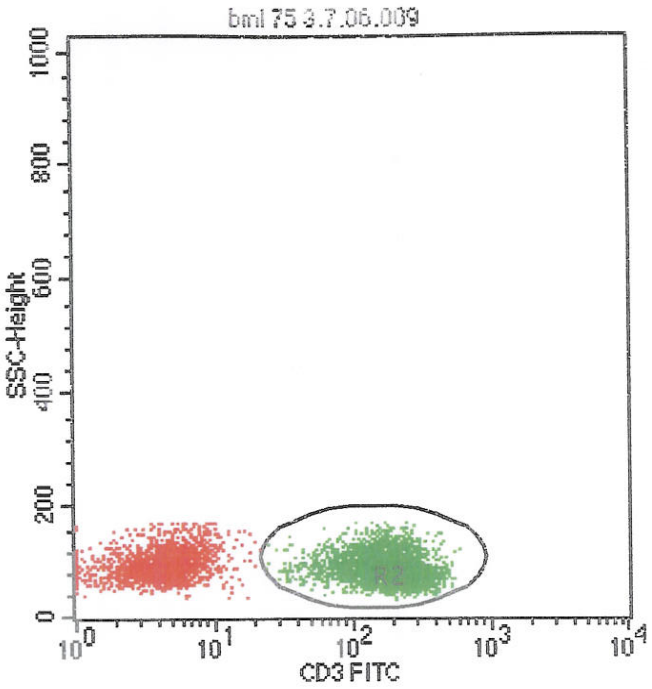

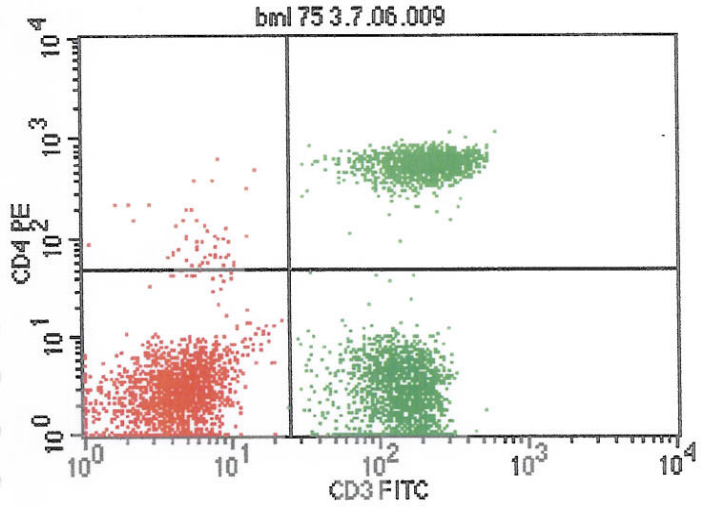

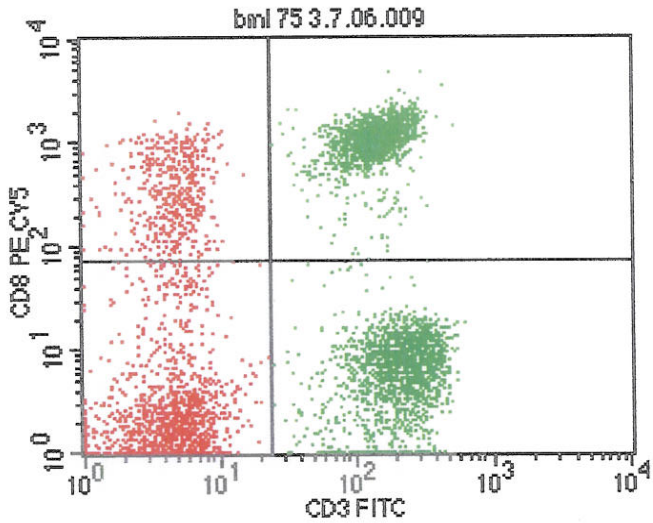

File: bml 75 3.7.06.009
Log Data Units: Linear Values
Sample ID:
Gate: G1
Gated Events: 5333
Total Events: 17302
X Parameter: FL1-H CD3 FITC (Log)
Y Parameter: FL2-H CD4 PE (Log)

Quad	Events	% Gated	% Total
UL	53	0.99	0.31
UR	1612	30.23	9.32
LL	1784	33.45	10.31
LR	1884	35.33	10.89

File: bml 75 3.7.06.009
Sample ID:
Tube:
Gate: G1
Total Events: 17302
Y Parameter: FL3-H CD8 PE CY5 (Log)

Quad	Events	% Gated	% Total
UL	498	9.34	2.88
UR	1746	32.74	10.09
LL	1336	25.05	7.72
LR	1753	32.87	10.13

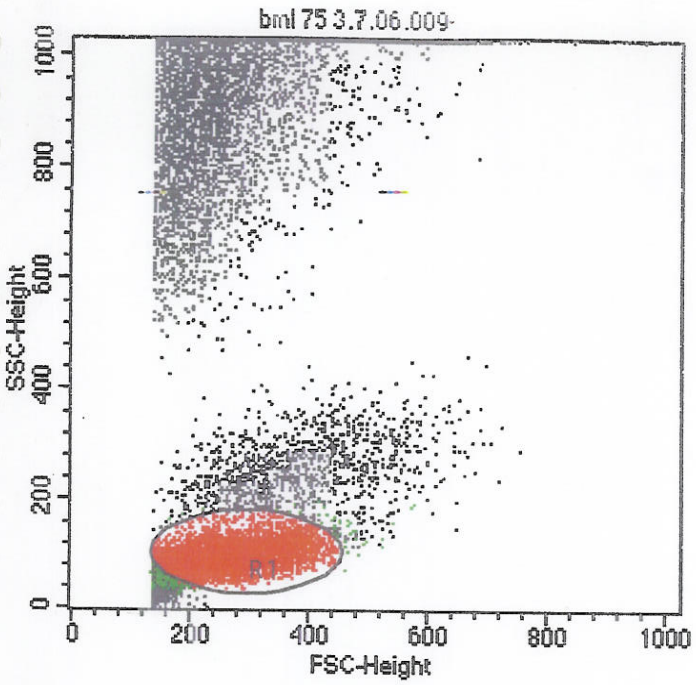

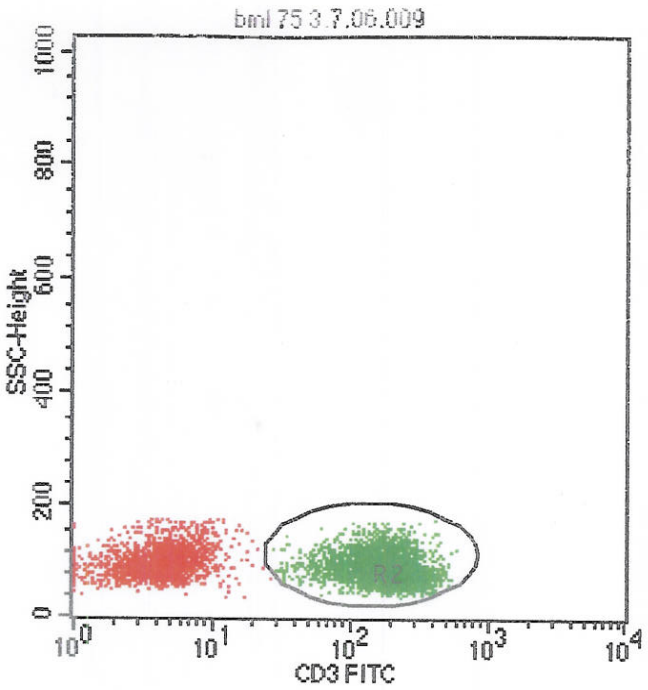

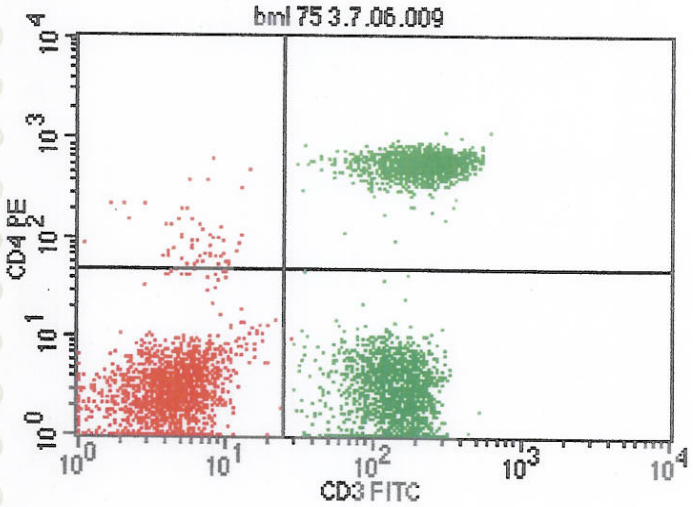

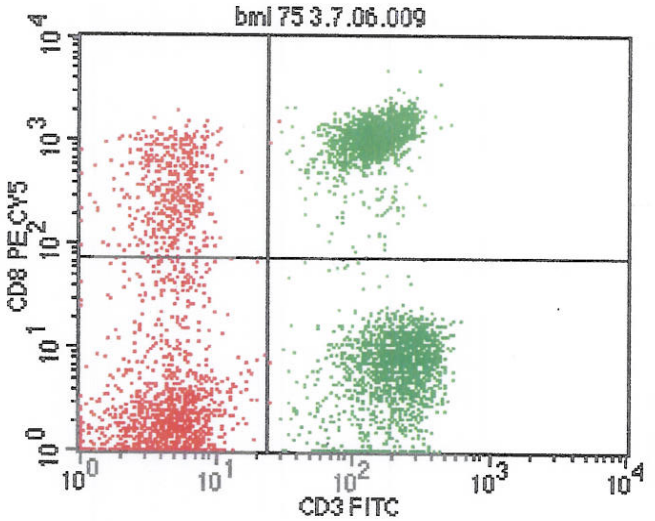

File: bml 75 3.7.06.009
Log Data Units: Linear Values
Sample ID:
Gate: G1
Gated Events: 5189
Total Events: 17302
X Parameter: FL1-H CD3 FITC (Log)
Y Parameter: FL2-H CD4 PE (Log)

Quad	Events	% Gated	% Total
UL	59	1.14	0.34
UR	1541	29.70	8.91
LL	1749	33.71	10.11
LR	1840	35.46	10.63

File: bml 75 3.7.06.009
Sample ID:
Tube:
Gate: G1
Total Events: 17302
Y Parameter: FL3-H CD8 PE CY5 (Log)

Quad	Events	% Gated	% Total
UL	495	9.54	2.86
UR	1708	32.92	9.87
LL	1310	25.25	7.57
LR	1676	32.30	9.69

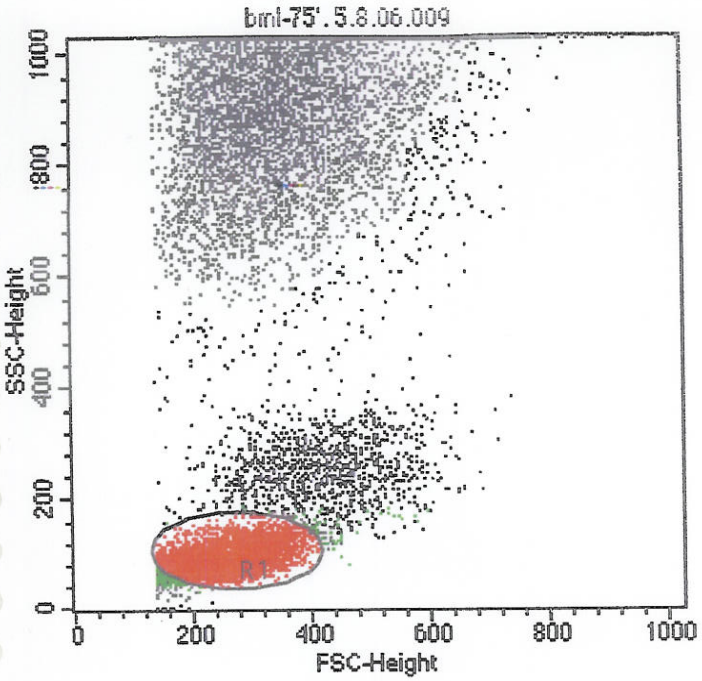

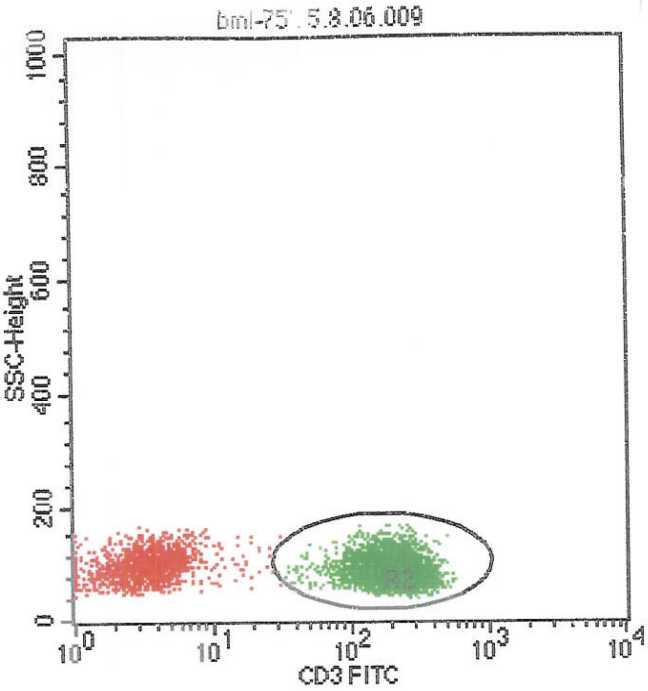

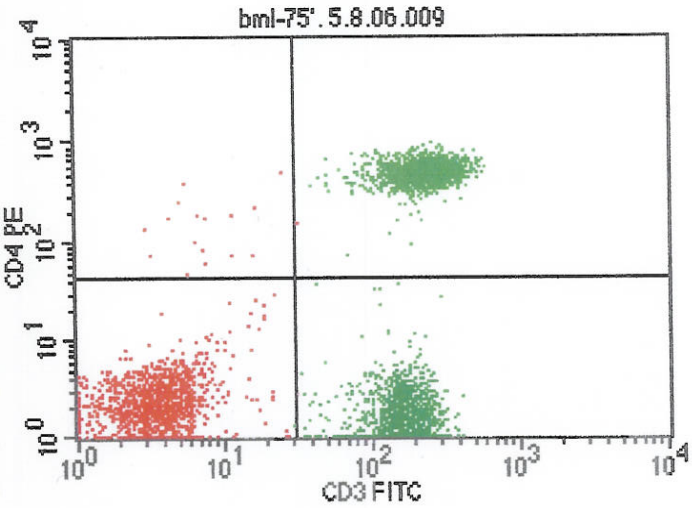

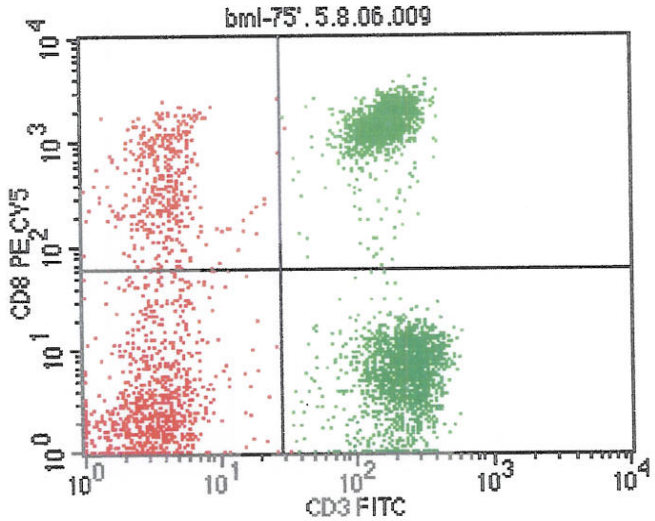

File: bml-75'. 5.8.06.009
Log Data Units: Linear Values
Sample ID:
Gate: G1
Gated Events: 5033
Total Events: 14500
X Parameter: FL1-H CD3 FITC (Log)
Y Parameter: FL2-H CD4 PE (Log)

Quad	Events	% Gated	% Total
UL	16	0.32	0.11
UR	1816	36.08	12.52
LL	1346	26.74	9.28
LR	1855	36.86	12.79

File: bml-75'. 5.8.06.009
Sample ID:
Tube:
Gate: G1
Total Events: 14500
Y Parameter: FL3-H CD8 PE CY5 (Log)

Quad	Events	% Gated	% Total
UL	420	8.34	2.90
UR	1737	34.51	11.98
LL	941	18.70	6.49
LR	1935	38.45	13.34

Quantitation data for Cycling A.FAM

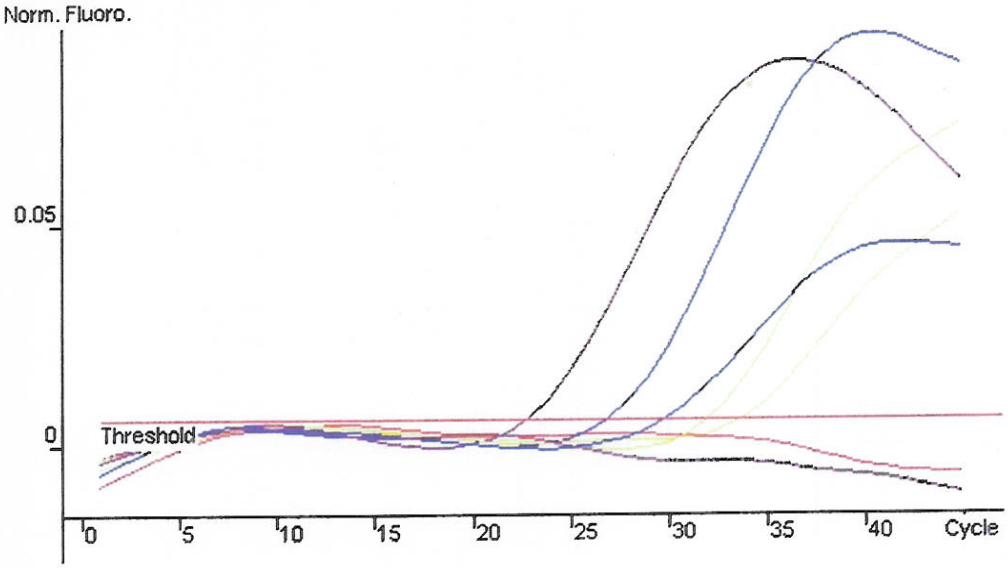

Standard Curve

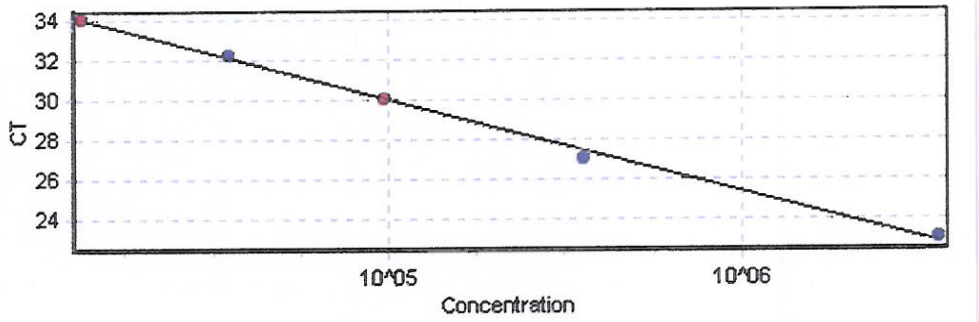

No.	Colour	Name	Type	Ct	Given Conc (IU/ml)	Calc Conc (IU/ml)	% Var
1		NC	Negative Control				
2		S2	Standard	32.22	35714	32434	9.2%
3		S3	Standard	27.02	357143	433025	21.2%
4		S4	Standard	22.98	3571428	3243443	9.2%
34		BML-001 909234	Unknown	33.97		13575	
35		BML -003 909235	Unknown	29.99		98333	
36		BML -002 909236	Unknown				

This report generated by Rotor-Gene Real-Time Analysis Software 6.0 (Build 12)
(C)Corbett Research 2004
(R)All Rights Reserved

133

Quantitation data for Cycling A.FAM

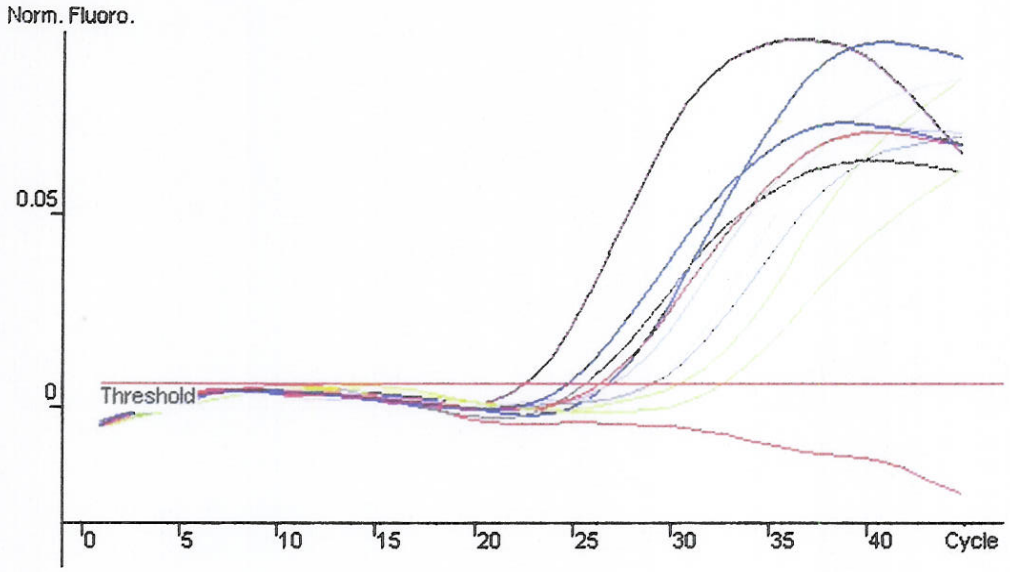

Standard Curve

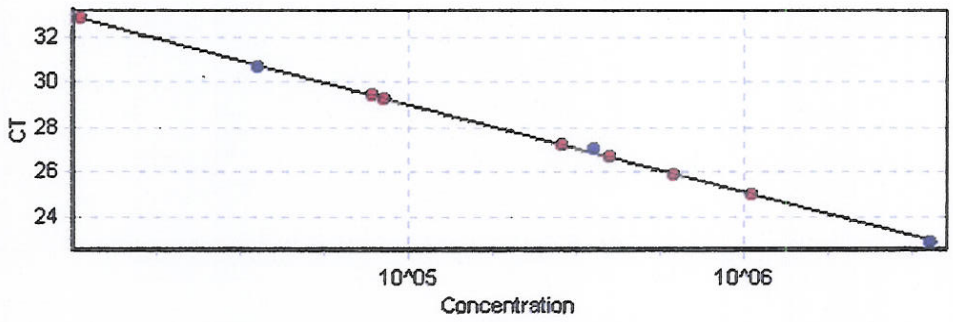

METROPOLIS HEALTH SERVICES (I) PVT. LTD.
250-D,
MUMBAI

No.	Colour	Name	Type	Ct	Given Conc (IU/ml)	Calc Conc (IU/ml)	% Var
1		NC	Negative Control				
2		S2	Standard	30.63	35714	37945	6.2%
3		S3	Standard	27.02	357143	316376	11.4%
4		S4	Standard	22.80	3571428	3794560	6.2%
29		BML 004 909752	Unknown	29.40		78149	
30		BML 005 909753	Unknown	27.19		287064	
31		BML 006 909754	Unknown	29.25		85114	
32		BML 007 909755	Unknown	25.88		621893	
33		BML 008 909756	Unknown	26.62		401359	
34		BML 009 909757	Unknown	32.79		10611	
35		BML 010 909758	Unknown	24.96		1066200	

This report generated by Rotor-Gene Real-Time Analysis Software 6.0 (Build 12)
(C)Corbett Research 2004
(R)All Rights Reserved

Quantitation data for Cycling A.FAM

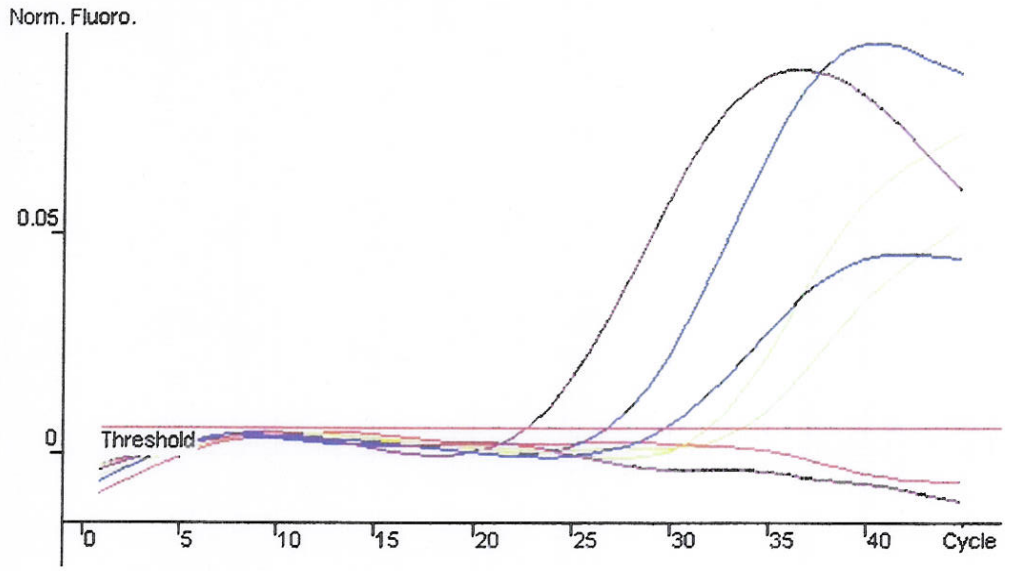

Standard Curve

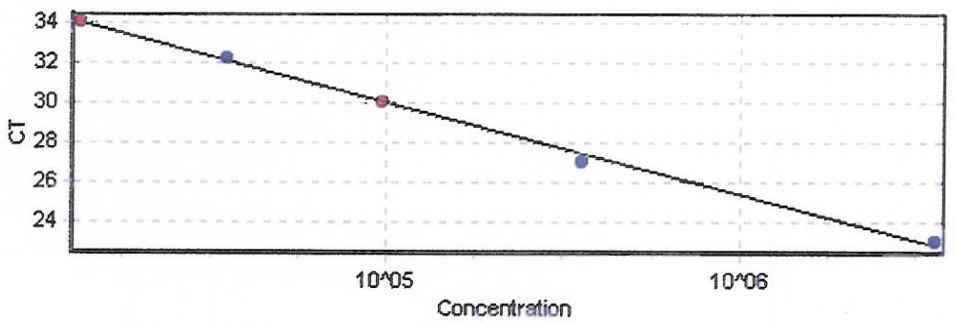

No.	Colour	Name	Type	Ct	Given Conc (IU/ml)	Calc Conc (IU/ml)	% Var
1		NC	Negative Control				
2		S2	Standard	32.22	35714	32434	9.2%
3		S3	Standard	27.02	357143	433025	21.2%
4		S4	Standard	22.98	3571428	3243443	9.2%
34		BML-001 909234	Unknown	33.97		13575	
35		BML -003 909235	Unknown	29.99		98333	
36		BML -002 909236	Unknown				

This report generated by Rotor-Gene Real-Time Analysis Software 6.0 (Build 12)
(C)Corbett Research 2004
(R)All Rights Reserved

No.	Colour	Name	Type	Ct	Given Conc (copies/ml)	Calc Conc (copies/ml)	% Var
1		NC	Negative Control				
2		S1	Standard	35.99	3571	2919	18.3%
3		S2	Standard	30.62	35714	46506	30.2%
4		S3	Standard	26.53	357143	385700	8.0%
5		S4	Standard	22.48	3571428	3107021	13.0%
17		BML 07 920942	Unknown	27.82		197450	
18		BML 06 920944	Unknown	27.49		234808	
19		BML 02 920946	Unknown	25.20		766068	
20		BML 04 920947	Unknown	28.03		177213	
21		BML 10 920948	Unknown	27.90		189669	
22		BML 09 920949	Unknown	25.40		689463	
23		BML 05 920950	Unknown	32.17		20957	

This report generated by Rotor-Gene Real-Time Analysis Software 6.0 (Build 12)
(C)Corbett Research 2004
(R)All Rights Reserved

Quantitation data for Cycling A.FAM

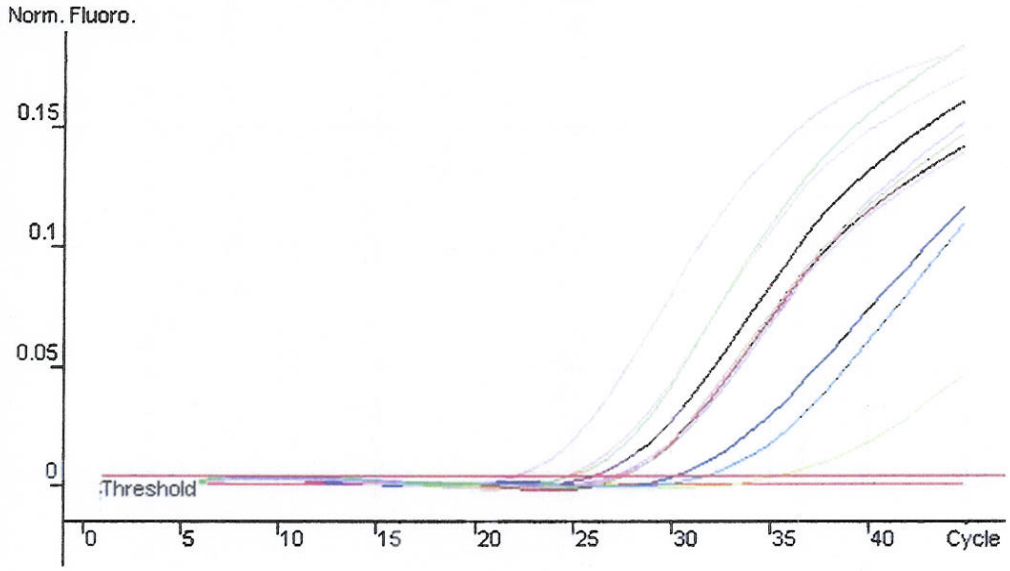

Standard Curve

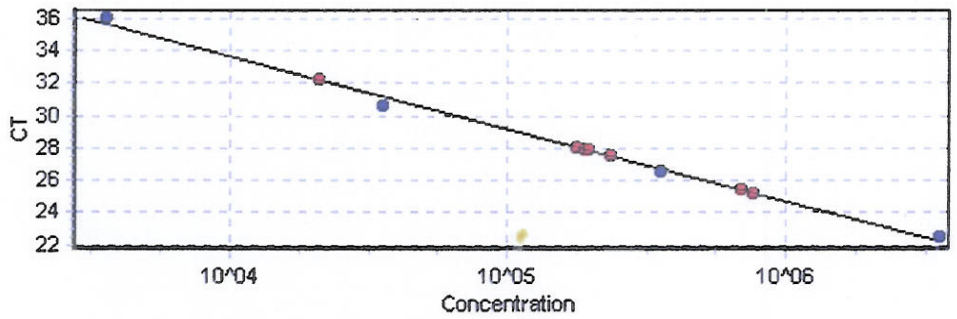

No.	Colour	Name	Type	Ct	Given Conc (Copies)	Calc Conc (Copies)
1		NC	Negative Control			
2		S1	Standard	38.77	3571	3169
3		S2	Standard	32.16	35714	45348
4		S3	Standard	27.33	357143	316943
9		PATIENT NO-BML 018-912032	Unknown	33.24		29336
10		PATIENT NO-BML 019-912033	Unknown	25.31		714043
11		PATIENT NO-BML 029-912034	Unknown	32.14		45643
12		PATIENT NO-BML 028-912035	Unknown	31.15		67937
13		PATIENT NO-BML 027-912036	Unknown	27.05		353882
14		PATIENT NO-BML 026-912037	Unknown	26.19		500106
15		PATIENT NO-BML 025-912038	Unknown	29.81		116753
16		PATIENT NO-BML 024-912039	Unknown	25.99		542333
17		PATIENT NO-BML 023-912040	Unknown	36.52		7848
18		PATIENT NO-BML 022-912041	Unknown			
19		PATIENT NO-BML 021-912042	Unknown	30.40		91847
20		PATIENT NO-BML 020-912043	Unknown	27.83		258385

This report generated by Rotor-Gene Real-Time Analysis Software 6.0 (Build 12)
(C)Corbett Research 2004
(R)All Rights Reserved



Quantitation data for Cycling A.FAM

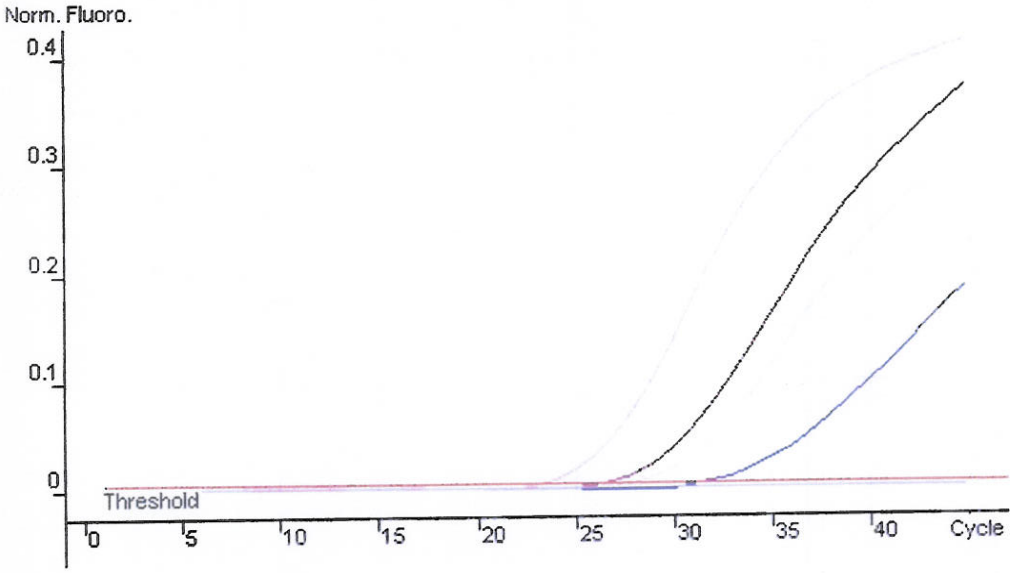

Standard Curve

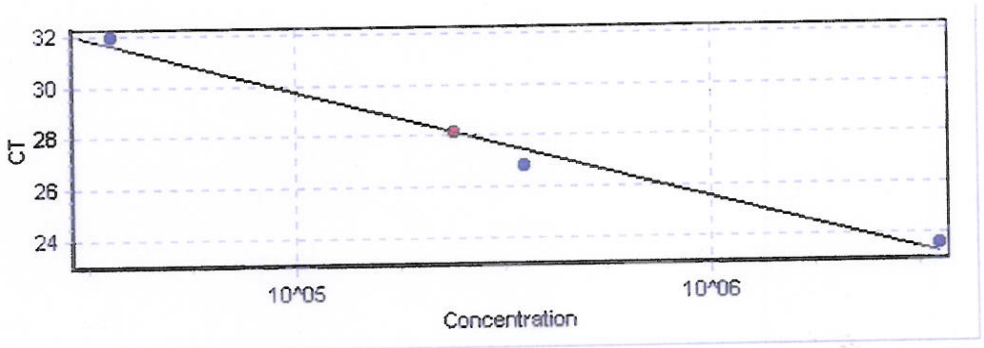

No.	Colour	Name	Type	Ct	Given Conc (IU/ml)	Calc Conc (IU/ml)	% Var
1		NC	Negative Control				
3		S2	Standard	31.93	35714	29977	16.1%
4		S3	Standard	26.75	357143	506938	41.9%
5		S4	Standard	23.50	3571428	2997681	16.1%
29		BML 028-927727	Unknown	28.11		241244	
30		BML 045-927728	Unknown				

This report generated by Rotor-Gene Real-Time Analysis Software 6.0 (Build 12)
(C)Corbett Research 2004
(R)All Rights Reserved

Quantitation data for Cycling A.FAM

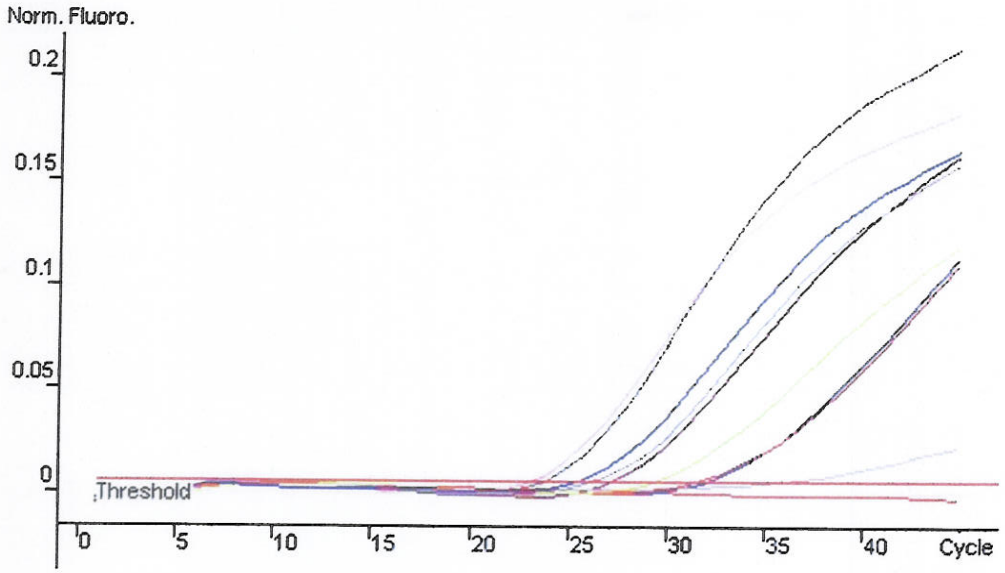

Standard Curve

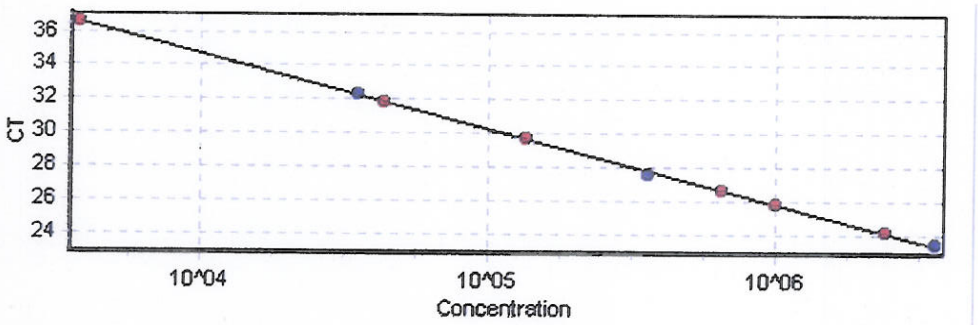

No.	Colour	Name	Type	Ct	Given Conc (IU/ml)	Calc Conc (IU/ml)	% Var
1		NC	Negative Control				
3		S2	Standard	32.29	35714	33990	4.8%
4		S3	Standard	27.52	357143	394282	10.4%
5		S4	Standard	23.33	3571428	3399066	4.8%
30		BML 011-910869	Unknown	36.55		3796	
31		BML 013-910871	Unknown	26.56		645856	
32		BML 014-910872	Unknown	24.01		2393763	
33		BML 015-910873	Unknown	31.81		43398	
34		BML 016-910874	Unknown	29.60		134983	
35		BML 017-910875	Unknown	25.73		990802	

This report generated by Rotor-Gene Real-Time Analysis Software 6.0 (Build 12)
(C)Corbett Research 2004
(R)All Rights Reserved

Quantitation data for Cycling A.FAM

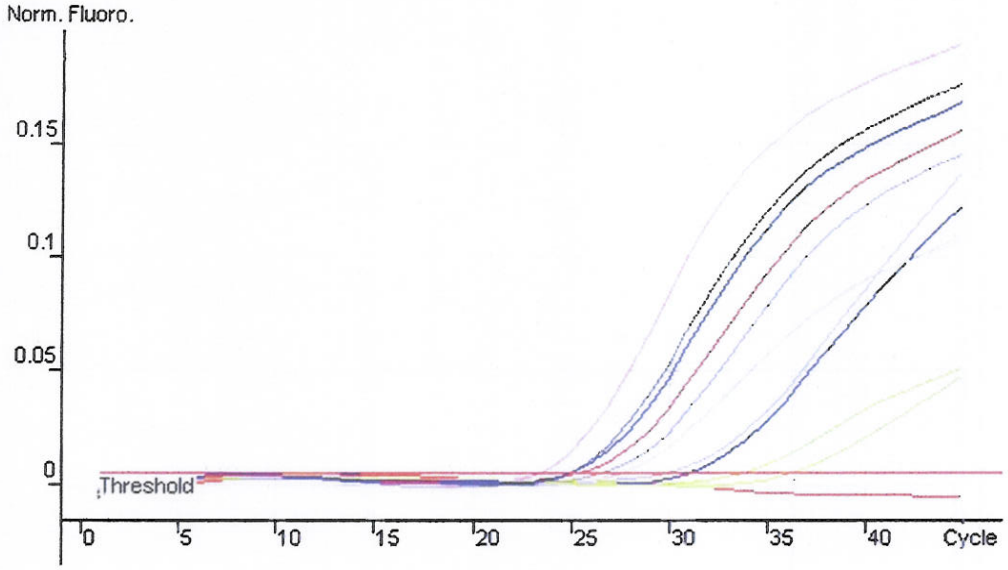

Standard Curve

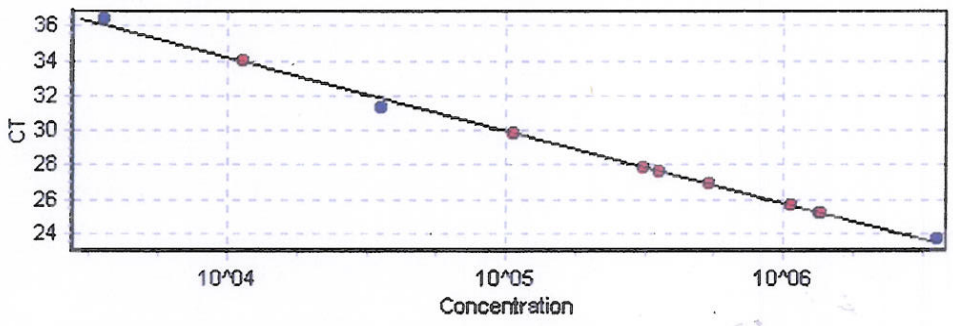

No.	Colour	Name	Type	Ct	Given Conc (IU/ml)	Calc Conc (IU/ml)	% Var
1		NC	Negative Control				
2		S1	Standard	36.39	3571	2909	18.5%
3		S2	Standard	31.24	35714	48566	36.0%
5		S4	Standard	23.58	3571428	3223605	9.7%
28		BML31 900457	Unknown	27.83		313822	
29		BML37 900458	Unknown	27.61		355043	
30		BML32 900459	Unknown	29.82		105806	
31		BML34 900460	Unknown	26.83		543652	
32		BML 33 900461	Unknown	25.15		1365810	
33		BML36 900462	Unknown	25.59		1068643	
34		BML30 900463	Unknown	33.91		11274	
35		BML01 900464	Unknown	25.18		1343914	

This report generated by Rotor-Gene Real-Time Analysis Software 6.0 (Build 12)
(C)Corbett Research 2004
(R)All Rights Reserved

143

Quantitation data for Cycling A.FAM

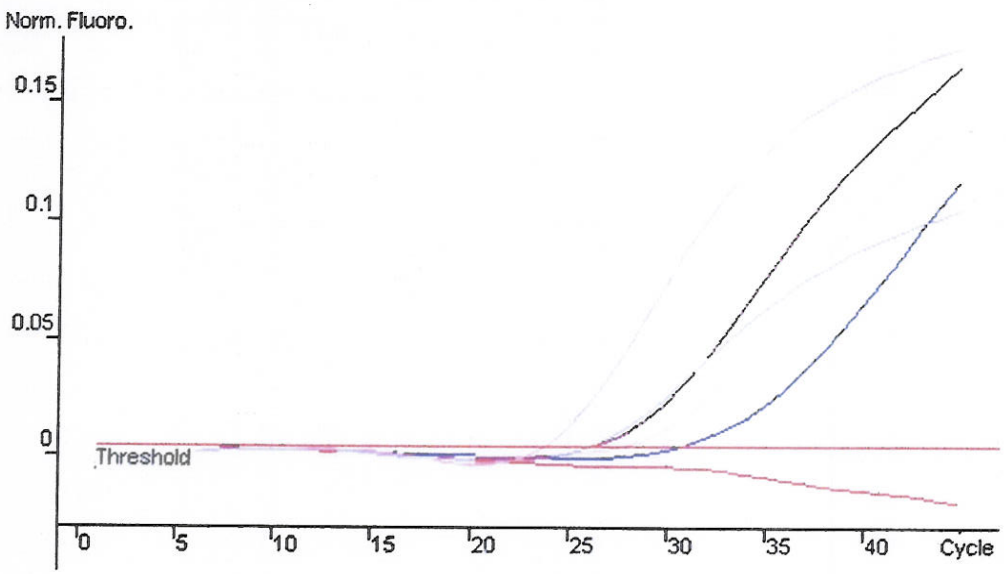

Standard Curve

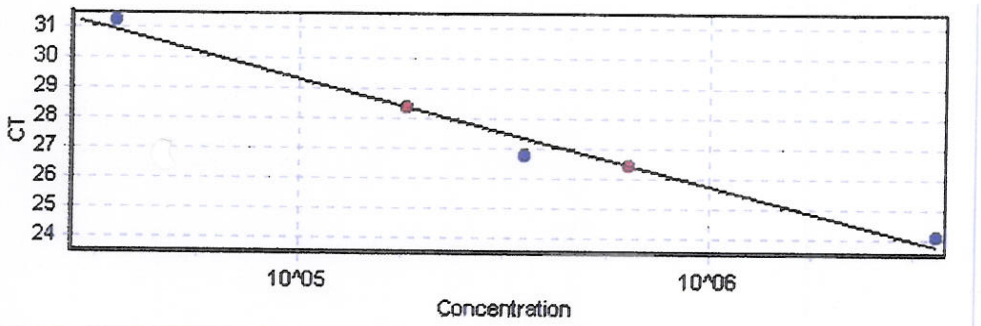

No.	Colour	Name	Type	Ct	Given Conc (IU/ml)	Calc Conc (IU/ml)	% Var
1		NC	Negative Control				
3		S2	Standard	31.19	35714	29352	17.8%
4		S3	Standard	26.72	357143	528749	48.0%
5		S4	Standard	24.07	3571428	2935203	17.8%
29		PATIENT BML 038 912799	Unknown	28.35		183214	
30		PATIENT BML 039 912800	Unknown	26.43		635674	

This report generated by Rotor-Gene Real-Time Analysis Software 6.0 (Build 12)
(C)Corbett Research 2004
(R)All Rights Reserved



Quantitation data for Cycling A.FAM

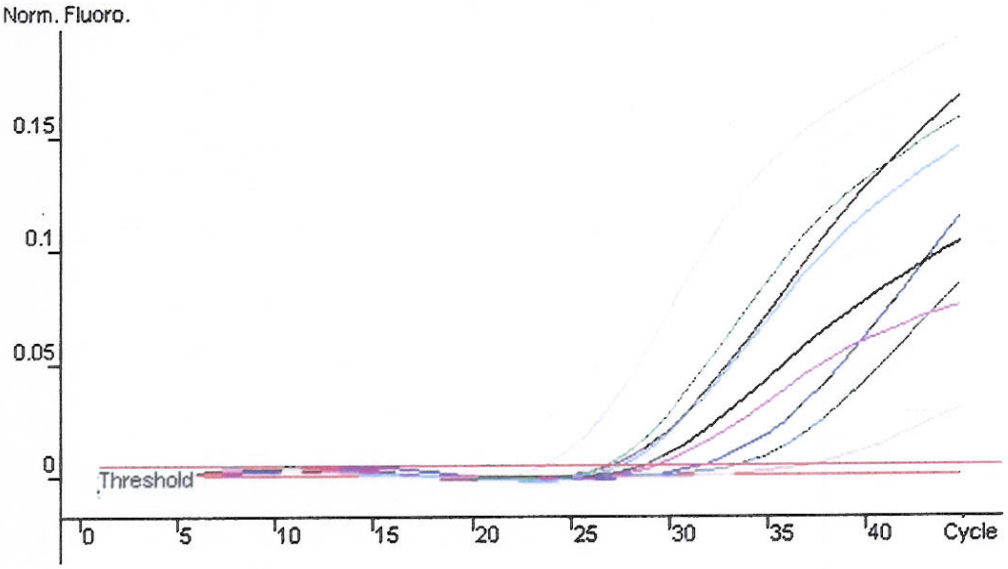

Standard Curve

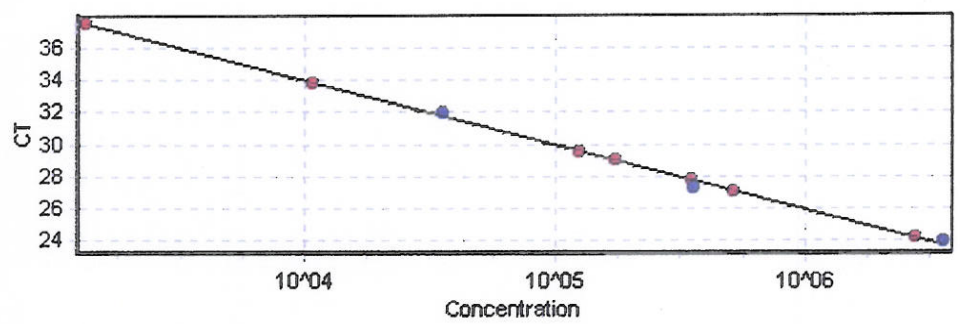

145

No.	Colour	Name	Type	Ct	Given Conc (IU/ml)	Calc Conc (IU/ml)	% Var
1		NC	Negative Control				
3		S2	Standard	31.92	35714	31740	11.1%
4		S3	Standard	27.26	357143	452171	26.6%
5		S4	Standard	23.85	3571428	3174033	11.1%
7		BML 035 912315	Unknown	33.82		10762	
8		BML 30 912316	Unknown	37.50		1315	
9		BML 036 912317	Unknown	27.03		517431	
10		BML 037 912318	Unknown	29.52		125050	
11		BML 031 912319	Unknown	28.95		172771	
12		BML 034 912320	Unknown	27.71		351174	
13		BML 033 912321	Unknown	24.10		2748336	

This report generated by Rotor-Gene Real-Time Analysis Software 6.0 (Build 12)
(C)Corbett Research 2004
(R)All Rights Reserved

Quantitation data for Cycling A.FAM

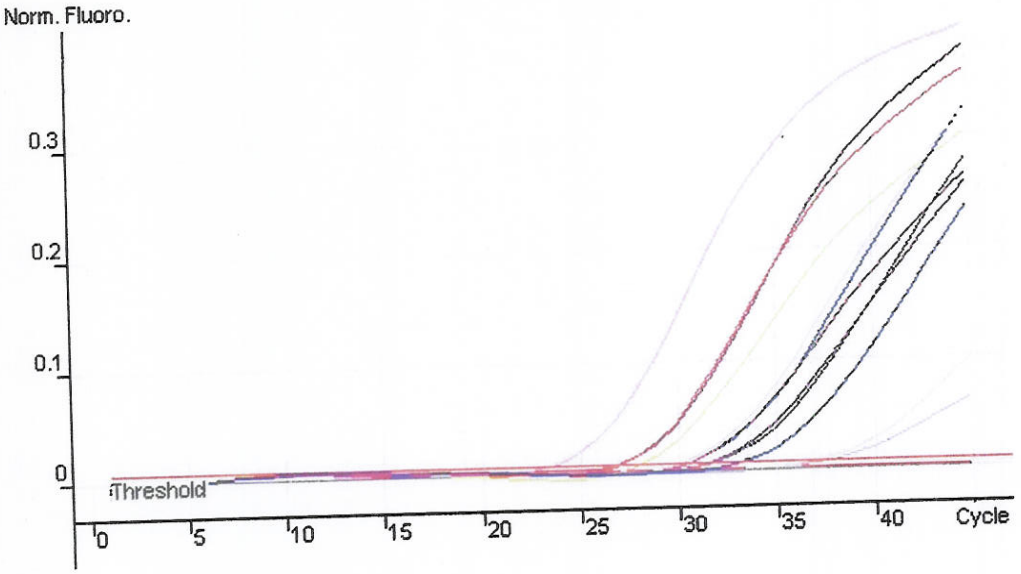

Standard Curve

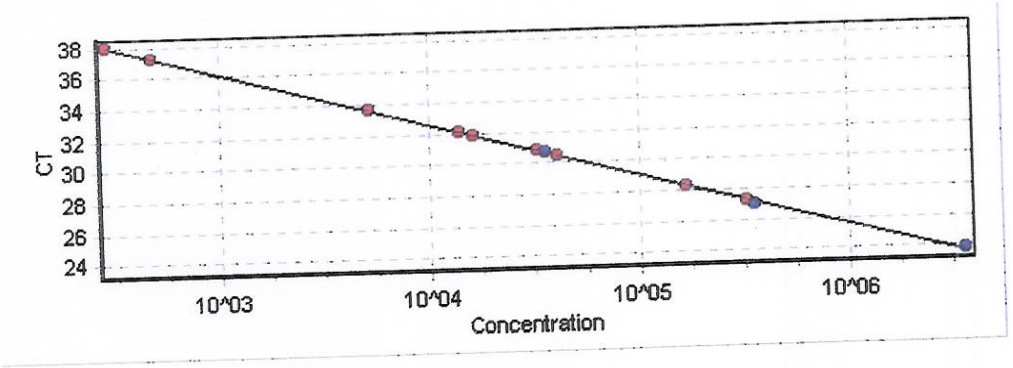

No.	Colour	Name	Type	Ct	Given Conc (IU/ml)	Calc Conc (IU/ml)	% Var
1		NC	Negative Control				
3		S2	Standard	30.69	35714	34000	4.8%
4		S3	Standard	26.98	357143	394056	10.3%
5		S4	Standard	23.71	3571428	3400040	4.8%
25		BML 22 912804	Unknown				
26		BML 41 912805	Unknown	31.81		16310	
27		BML 42 912806	Unknown	30.75		32642	
28		BML 43 912807	Unknown	37.17		474	
29		BML 47 912808	Unknown	30.41		41099	
30		BML 49 912809	Unknown	37.95		284	
31		BML 40 912810	Unknown				
32		BML 51 912811	Unknown	32.03		14029	
33		BML 54 912812	Unknown	27.28		324260	
34		BML 56 912813	Unknown	28.28		167642	
35		BML 58 912814	Unknown	33.56		5136	

This report generated by Rotor Gene Real Time Analysis Software 6.0 (Build 13)
(C)Corbett Research 2004
All Rights Reserved

Quantitation data for Cycling A.FAM

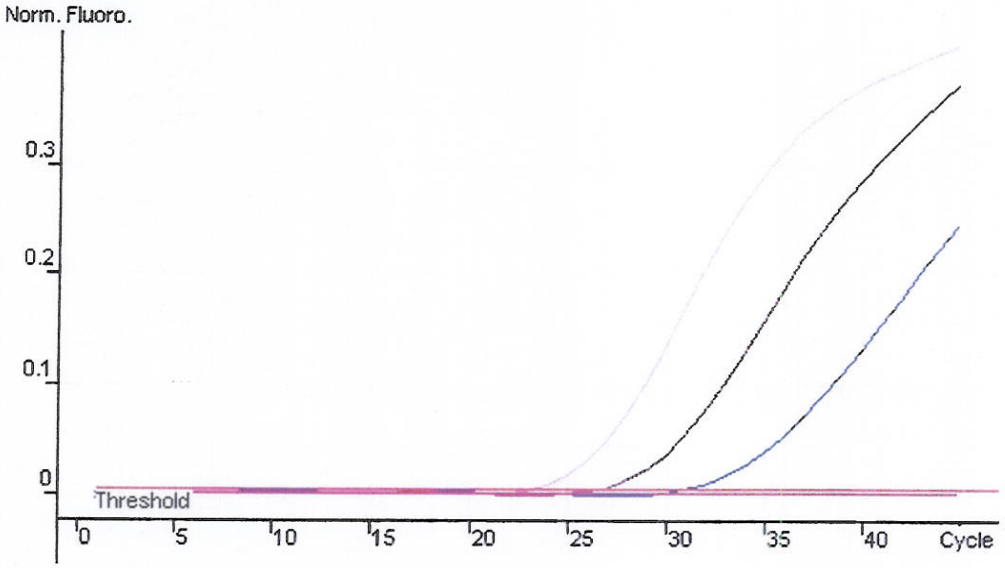

Standard Curve

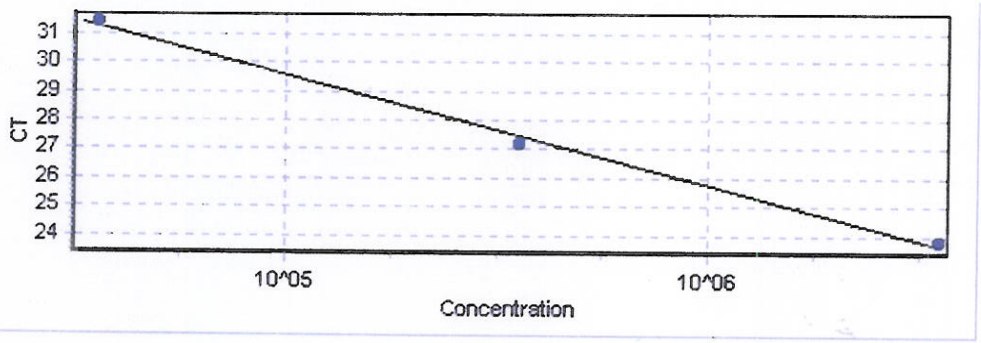

No.	Colour	Name	Type	Ct	Given Conc (IU/ml)	Calc Conc (IU/ml)	% Var
1		NC	Negative Control				
3		S2	Standard	31.41	35714	32577	8.8%
4		S3	Standard	27.14	357143	429240	20.2%
5		S4	Standard	23.78	3571428	3257713	8.8%
27		PATIENT NO BML046-921035	Unknown				

This report generated by Rotor-Gene Real-Time Analysis Software 6.0 (Build 12)
(C)Corbett Research 2004
(R)All Rights Reserved

149

Quantitation data for Cycling A.FAM

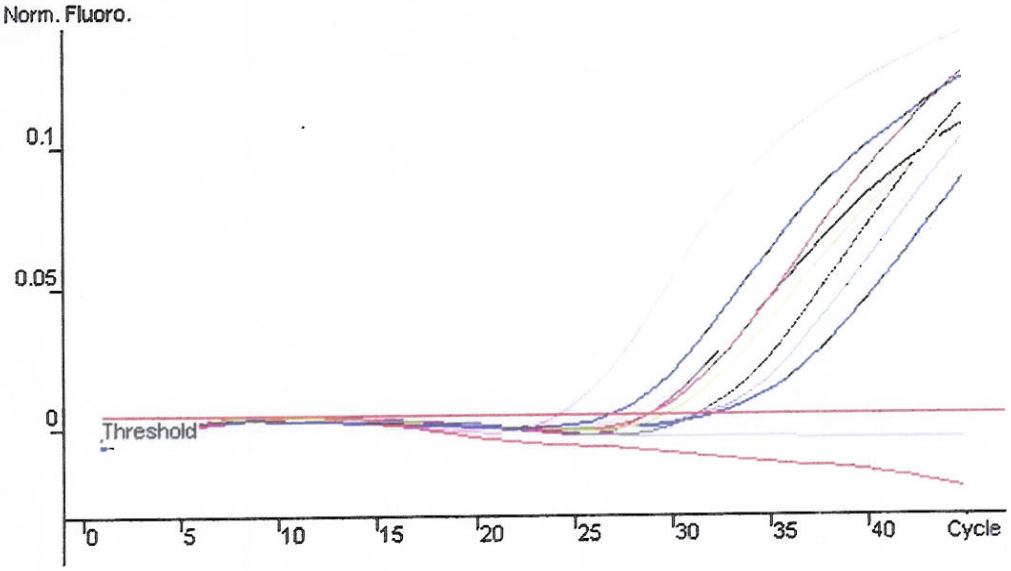

Standard Curve

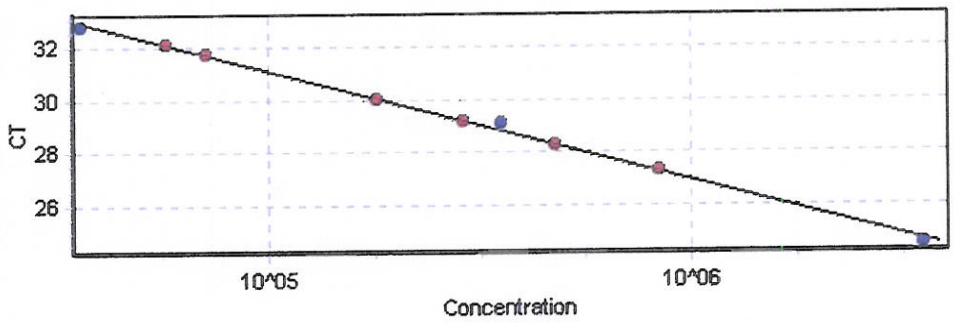

No	Colour	Name	Type	Ct	Given Conc (IU/ml)	Calc Conc (IU/ml)	% Var
1		NC	Negative Control				
3		S2	Standard	32.73	35714	39035	9.3%
4		S3	Standard	29.10	357143	298962	16.3%
5		S4	Standard	24.53	3571428	3903510	9.3%
29		BML 041 914255	Unknown	28.26		479859	
30		BML 042 914257	Unknown				
31		BML 043 914259	Unknown	32.04		57410	
32		BML 044 914261	Unknown	31.67		71002	
33		BML 047 914342	Unknown	29.16		289213	
34		BML 046 914343	Unknown	30.01		179914	
35		BML 045 914344	Unknown	27.26		841829	

This report generated by Rotor-Gene Real-Time Analysis Software 6.0 (Build 12)
(C)Corbett Research 2004
(R)All Rights Reserved

Quantitation data for Cycling A.FAM

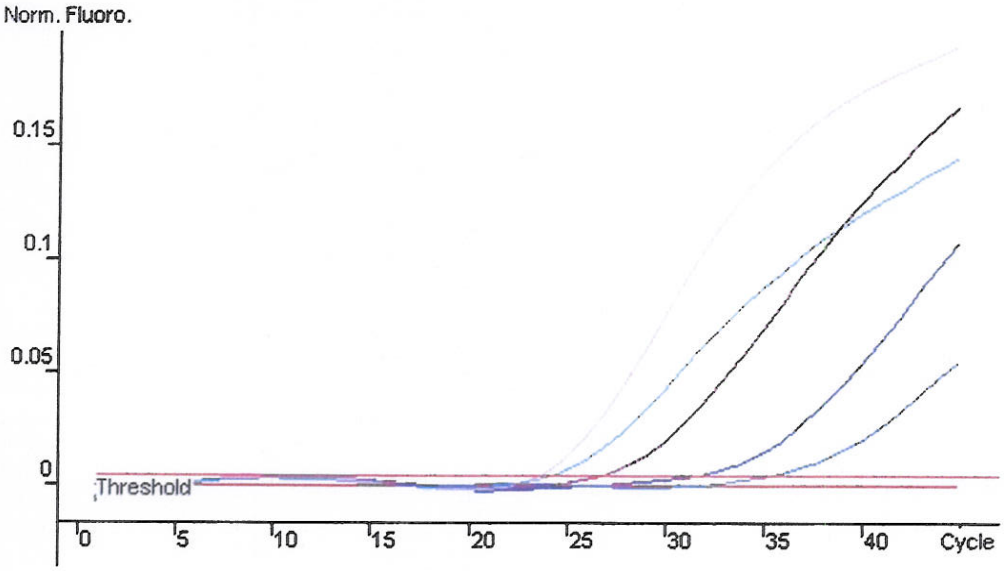

Standard Curve

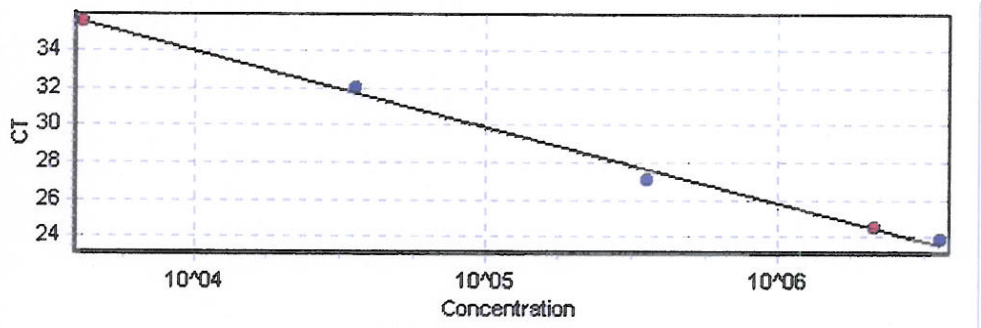

No.	Colour	Name	Type	Ct	Given Conc (IU/ml)	Calc Conc (IU/ml)	% Var
1		NC	Negative Control				
3		S2	Standard	31.96	35714	30289	15.2%
4		S3	Standard	27.00	357143	496524	39.0%
5		S4	Standard	23.79	3571428	3028953	15.2%
23		BML 048 914870	Unknown	24.43		2114819	
24		BML 049 914872	Unknown	35.50		4138	

This report generated by Rotor-Gene Real-Time Analysis Software 6.0 (Build 12)
(C)Corbett Research 2004
(R)All Rights Reserved

152

Quantitation data for Cycling A.FAM

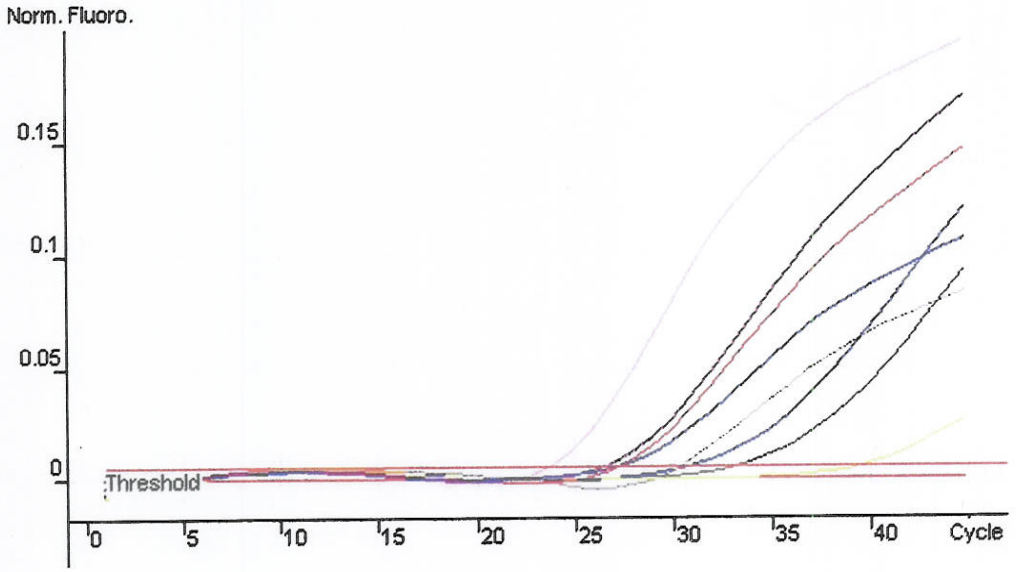

Standard Curve

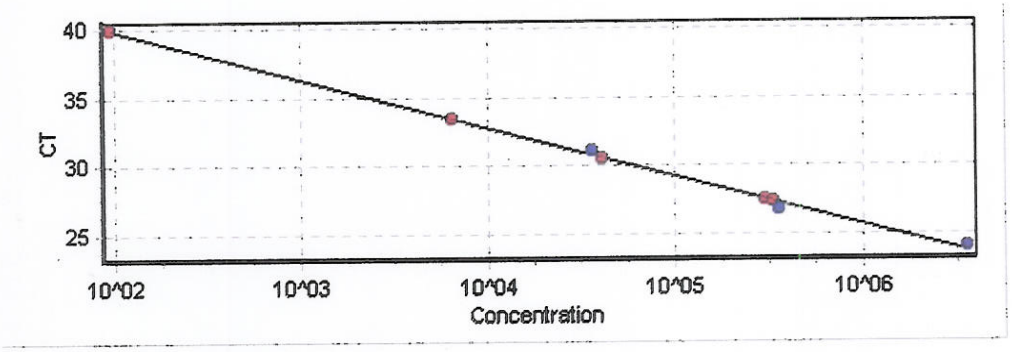

No.	Colour	Name	Type	Ct	Given Conc (IU/ml)	Calc Conc (IU/ml)	% Var
1		NC	Negative Control				
3		S2	Standard	31.02	35714	30327	15.1%
4		S3	Standard	26.73	357143	495299	38.7%
5		S4	Standard	23.94	3571428	3032696	15.1%
31		BML 052 916735	Unknown	30.55		41234	
32		BML 053 916736	Unknown	33.40		6481	
33		BML 054 916737	Unknown	27.50		300109	
34		BML 055 916738	Unknown	39.90		94	
35		BML 056 916739	Unknown	27.36		328626	

This report generated by Rotor-Gene Real-Time Analysis Software 6.0 (Build 12)

(C)Corbett Research 2004
(R)All Rights Reserved



Quantitation data for Cycling A.FAM

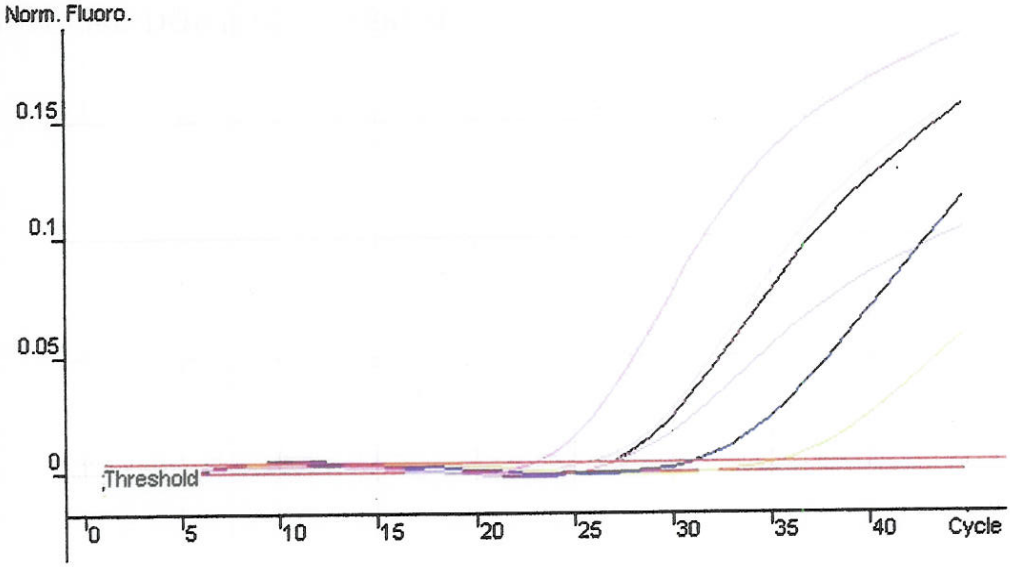

Standard Curve

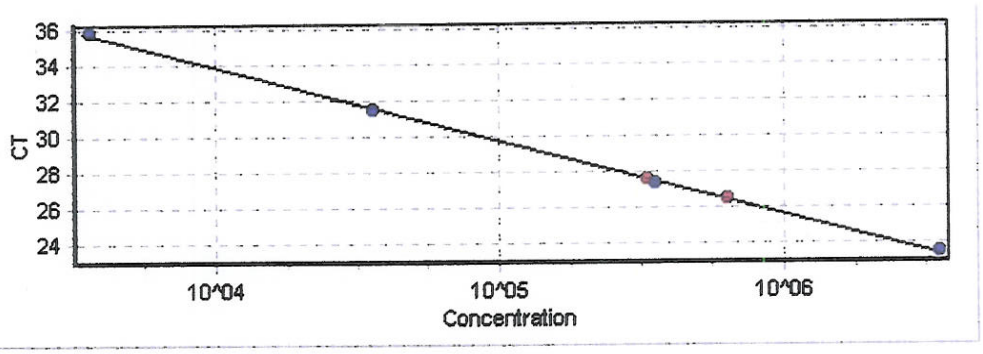

No.	Colour	Name	Type	Ct	Given Conc (IU/ml)	Calc Conc (IU/ml)	% Var
1		NC	Negative Control				
2		S1	Standard	35.79	3571	3349	6.2%
3		S2	Standard	31.47	35714	37834	5.9%
4		S3	Standard	27.34	357143	385702	8.0%
5		S4	Standard	23.50	3571428	3328285	6.8%
29		BML13 900085	Unknown	26.44		640328	
30		BML 57 900108	Unknown	27.59		335210	

This report generated by Rotor-Gene Real-Time Analysis Software 6.0 (Build 12)
(C)Corbett Research 2004
(R)All Rights Reserved

154

Quantitation data for Cycling A.FAM

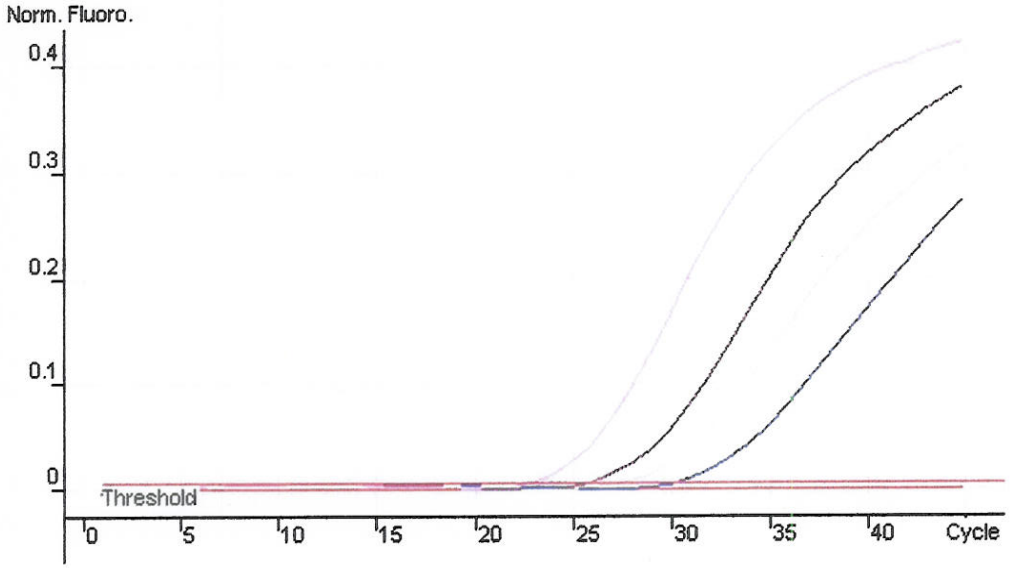

Standard Curve

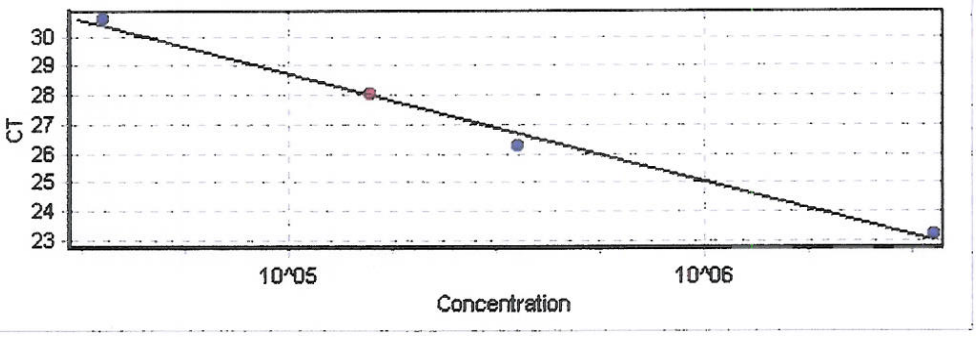

No.	Colour	Name	Type	Ct	Given Conc (IU/ml)	Calc Conc (IU/ml)	% Var
1		NC	Negative Control				
3		S2	Standard	30.59	35714	31014	13.2%
4		S3	Standard	26.23	357143	473586	32.6%
5		S4	Standard	23.22	3571428	3101440	13.2%
28		BML 58 912131	Unknown	27.99		157948	

This report generated by Rotor-Gene Real-Time Analysis Software 6.0 (Build 12)
(C)Corbett Research 2004
(R)All Rights Reserved

Quantitation data for Cycling A.FAM

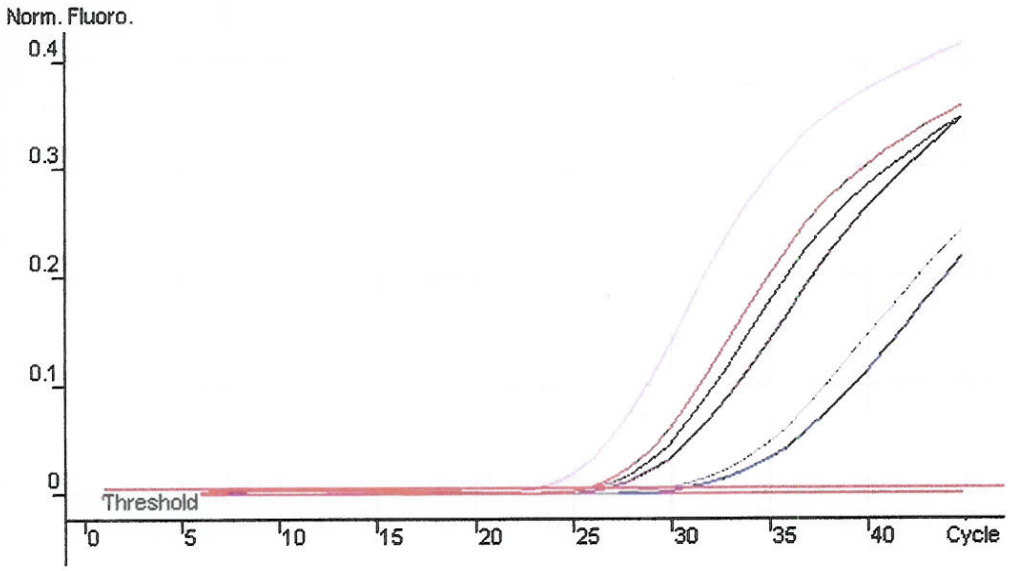

Standard Curve

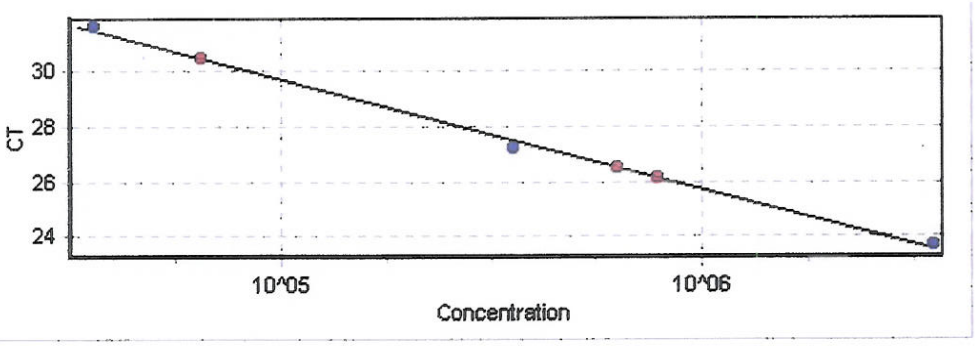

No.	Colour	Name	Type	Ct	Given Conc (IU/ml)	Calc Conc (IU/ml)	% Var
1		NC	Negative Control				
3		S2	Standard	31.63	35714	32624	8.7%
4		S3	Standard	27.18	357143	428001	19.8%
5		S4	Standard	23.68	3571428	3262426	8.7%
31		BML 59 915060	Unknown	30.46		64089	
32		BML 61 915061	Unknown	26.51		630995	
33		BML 60 915062	Unknown	26.12		790677	

This report generated by Rotor-Gene Real-Time Analysis Software 6.0 (Build 12)
(C)Corbett Research 2004
(R)All Rights Reserved

Quantitation data for Cycling A.FAM

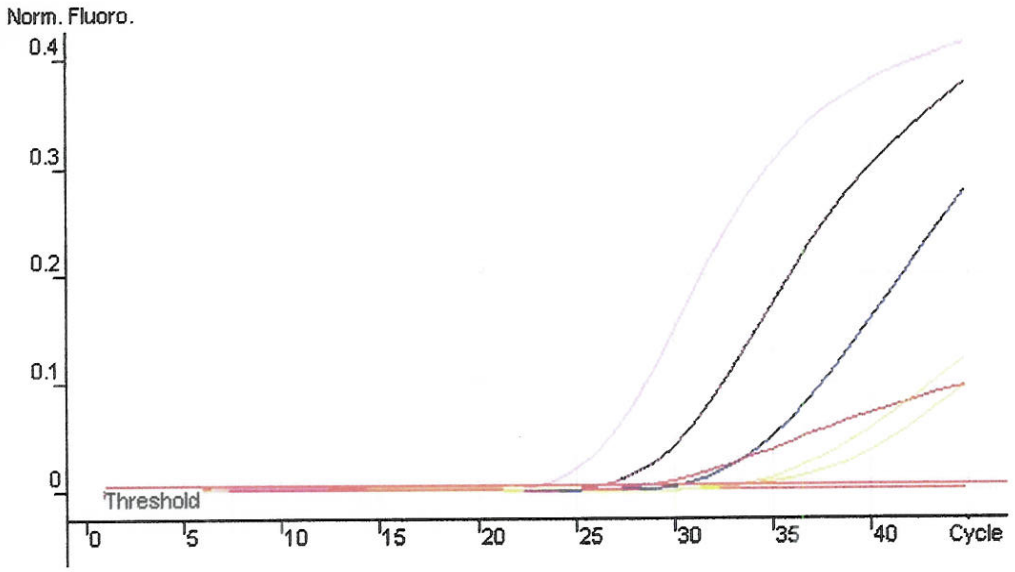

Standard Curve

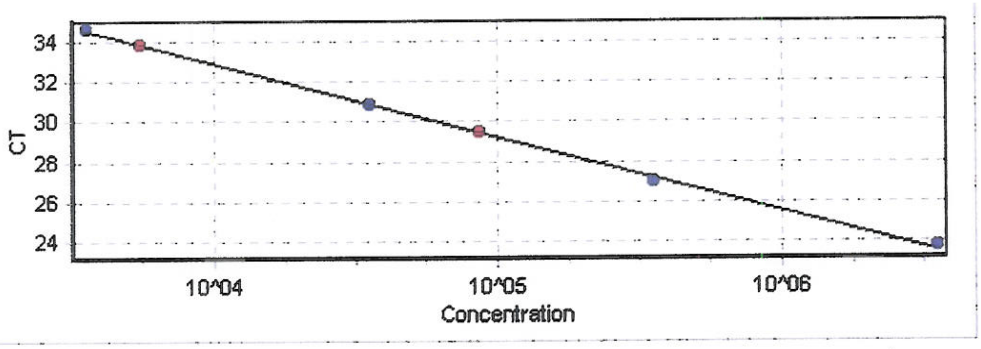

No.	Colour	Name	Type	Ct	Given Conc (IU/ml)	Calc Conc (IU/ml)	% Var
1		NC	Negative Control				
2		S1	Standard	34.63	3571	3399	4.8%
3		S2	Standard	30.86	35714	35608	0.3%
4		S3	Standard	26.91	357143	416591	16.6%
5		S4	Standard	23.63	3571428	3226215	9.7%
33		BML 63 916162	Unknown	29.42		87549	
34		BML 64 916163	Unknown	33.86		5486	

This report generated by Rotor-Gene Real-Time Analysis Software 6.0 (Build 12)
(C)Corbett Research 2004
(R)All Rights Reserved

Quantitation data for Cycling A.FAM

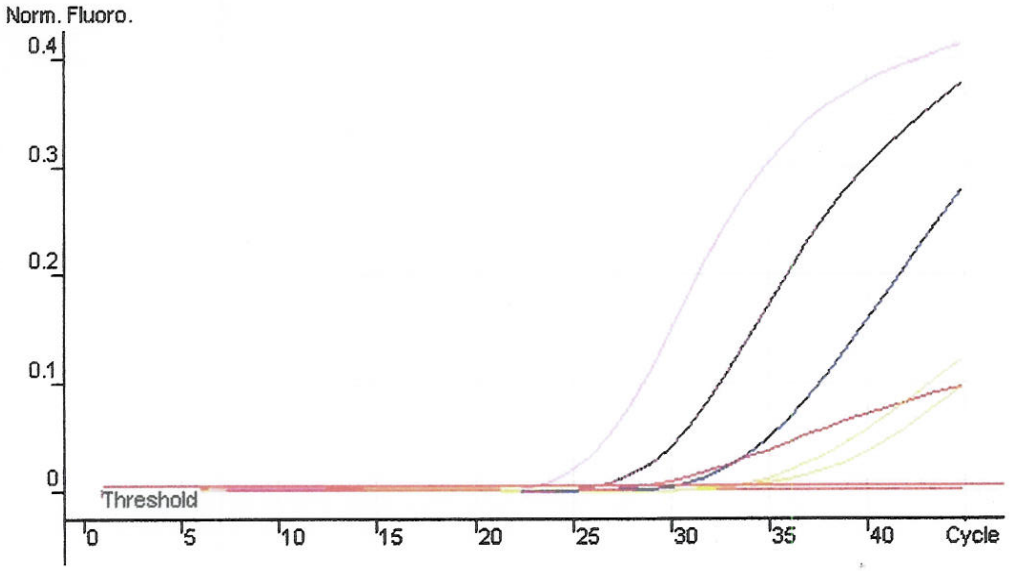

Standard Curve

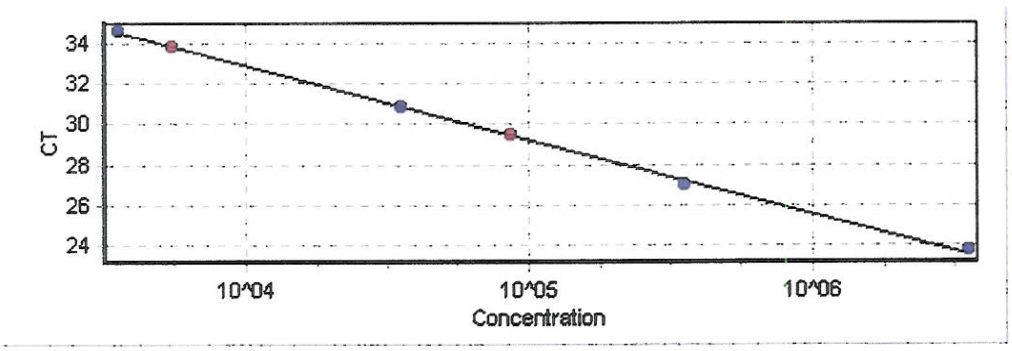

No.	Colour	Name	Type	Ct	Given Conc (IU/ml)	Calc Conc (IU/ml)	% Var
1		NC	Negative Control				
2		S1	Standard	34.63	3571	3399	4.8%
3		S2	Standard	30.86	35714	35608	0.3%
4		S3	Standard	26.91	357143	416591	16.6%
5		S4	Standard	23.63	3571428	3226215	9.7%
33		BML 63 916162	Unknown	29.42		87549	
34		BML 64 916163	Unknown	33.86		5486	

This report generated by Rotor-Gene Real-Time Analysis Software 6.0 (Build 12)
(C)Corbett Research 2004
(R)All Rights Reserved

Quantitation data for Cycling A.FAM

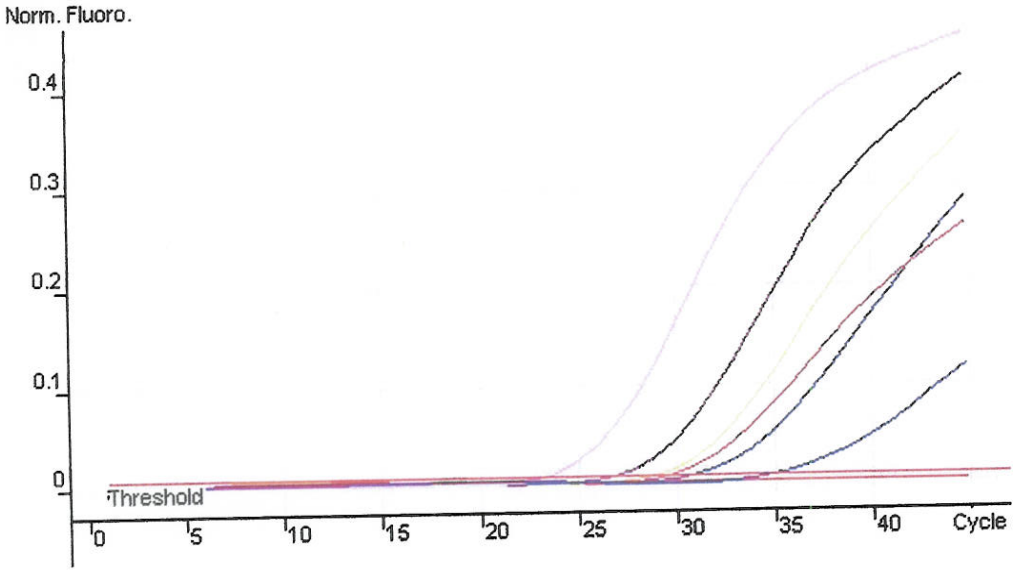

Standard Curve

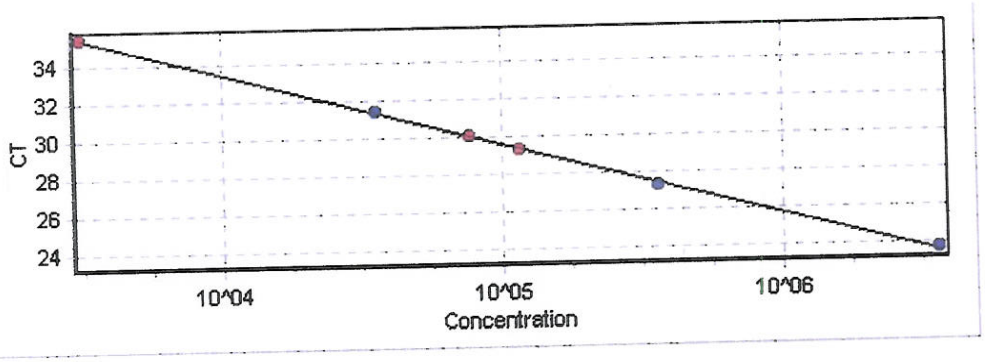

No.	Colour	Name	Type	Ct	Given Conc (copies/ml)	Calc Conc (copies/ml)	% Var
1		NC	Negative Control				
3		S2	Standard	31.39	35714	34412	3.6%
4		S3	Standard	27.33	357143	384684	7.7%
5		S4	Standard	23.65	3571428	3441206	3.6%
33		BML 67 905257	Unknown	30.03		77416	
34		BML 68 905258	Unknown	29.34		116442	
35		BML 69 905259	Unknown	35.41		3140	

This report generated by Rotor-Gene Real-Time Analysis Software 6.0 (Build 12)
(C)Corbett Research 2004
(R)All Rights Reserved

159

Quantitation data for Cycling A.FAM

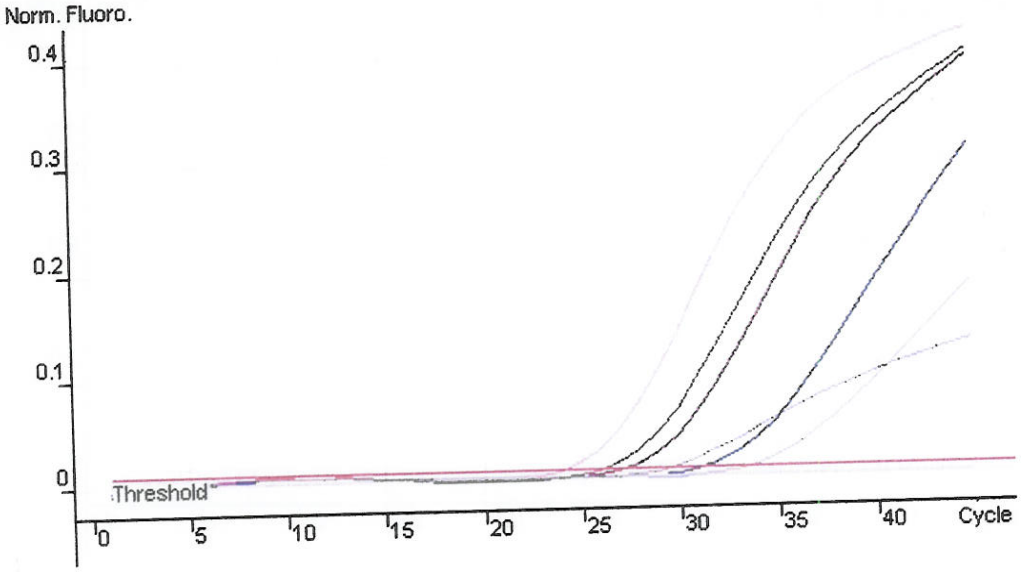

Standard Curve

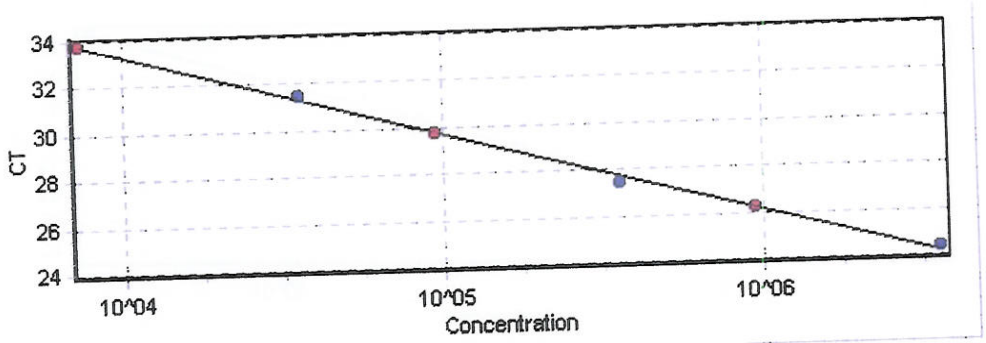

No.	Colour	Name	Type	Ct	Given Conc (IU/ul)	Calc Conc (IU/ul)	% Var
1		NC	Negative Control				
3		S2	Standard	31.42	35714	32103	10.1%
4		S3	Standard	27.39	357143	442019	23.8%
5		S4	Standard	24.34	3571428	3210277	10.1%
29		BML65/904496	Unknown				
30		BML64/904497	Unknown	33.71		7229	
31		BML 63/904498	Unknown	29.74		95452	
32		BML 60 /904499	Unknown	26.21		950362	

(C)Corbett Research 2004
(R)All Rights Reserved

Quantitation data for Cycling A.FAM

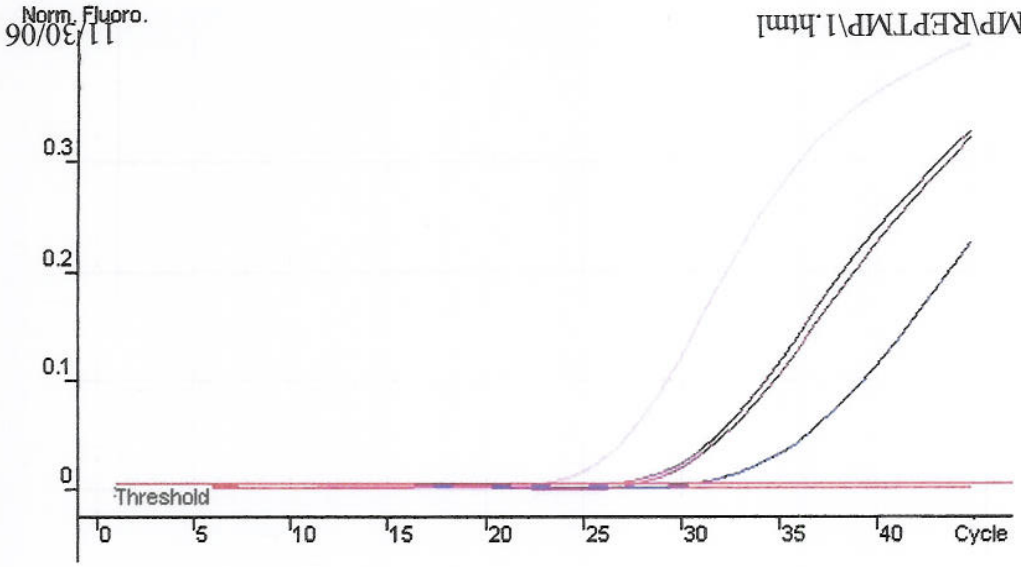

Standard Curve

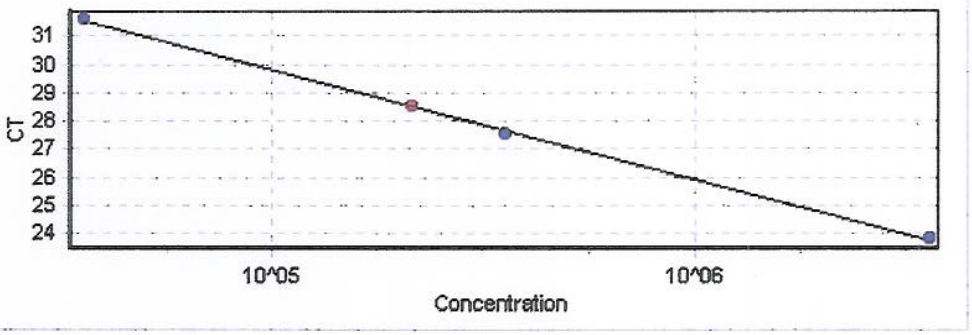

No.	Colour	Name	Type	Ct	Given Conc (IU/ml)	Calc Conc (IU/ml)	% Var
1		NC	Negative Control				
3		S2	Standard	31.58	35714	34655	3.0%
4		S3	Standard	27.53	357143	379309	6.2%
5		S4	Standard	23.78	3571428	3465502	3.0%
27		BML 69 920505	Unknown	28.49		214403	

This report generated by Rotor-Gene Real-Time Analysis Software 6.0 (Build 12)
(C)Corbett Research 2004
(R)All Rights Reserved

(Continued on next page)...

Quantitation data for Cycling A.FAM

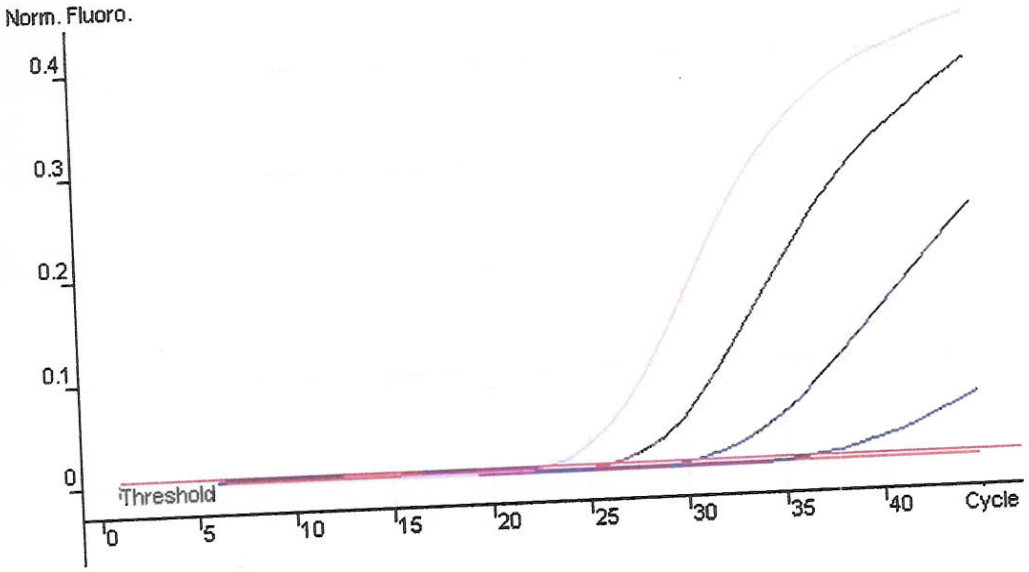

Standard Curve

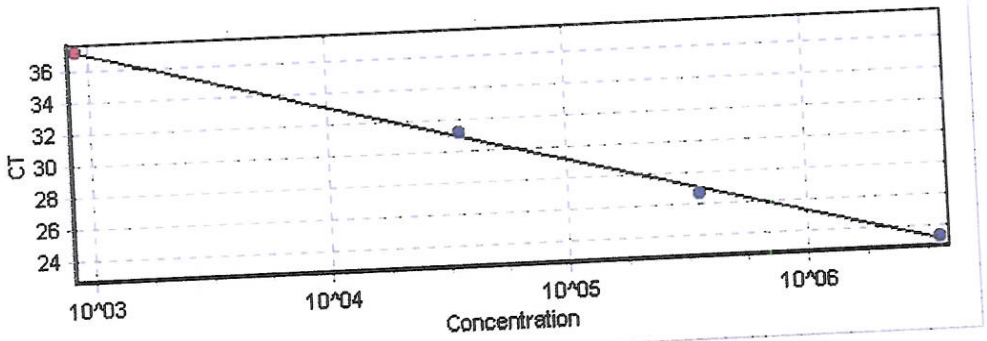

No	Colour	Name	Type	Ct	Given Conc (IU/ml)	Calc Conc (IU/ml)	% Var
1		NC	Negative Control				
3		S2	Standard	31.10	35714	32157	10.0%
4		S3	Standard	26.68	357143	440519	23.3%
5		S4	Standard	23.33	3571428	3215737	10.0%
35		BML 72 906684	Unknown	37.17		882	

[illegible] by Rotor-Gene Real-Time Analysis Software 6.0 (Build 12)

(C) Corbett Research 2004

(R) All Rights Reserved

No	Colour	Name	Type	Ct	Given Conc (IU/ml)	Calc Conc (IU/ml)	% Var
1		NC	Negative Control				
3		S2	Standard	31.77	35714	31805	10.9%
4		S3	Standard	27.12	357143	450328	26.1%
5		S4	Standard	23.69	3571428	3180524	10.9%
14		BML 58 900752	Unknown	22.72		5546461	
15		BML 43 900753	Unknown	32.79		17688	
16		BML 40 900754	Unknown	30.70		58340	
17		BML 39 900755	Unknown	27.58		346012	
18		BML 03 900756	Unknown	29.17		139919	
19		BML 20 900757	Unknown	26.77		549569	

This report generated by Rotor-Gene Real-Time Analysis Software 6.0 (Build 15)

(C)Corbett Research 2004
All Rights Reserved

Quantitation data for Cycling A.FAM

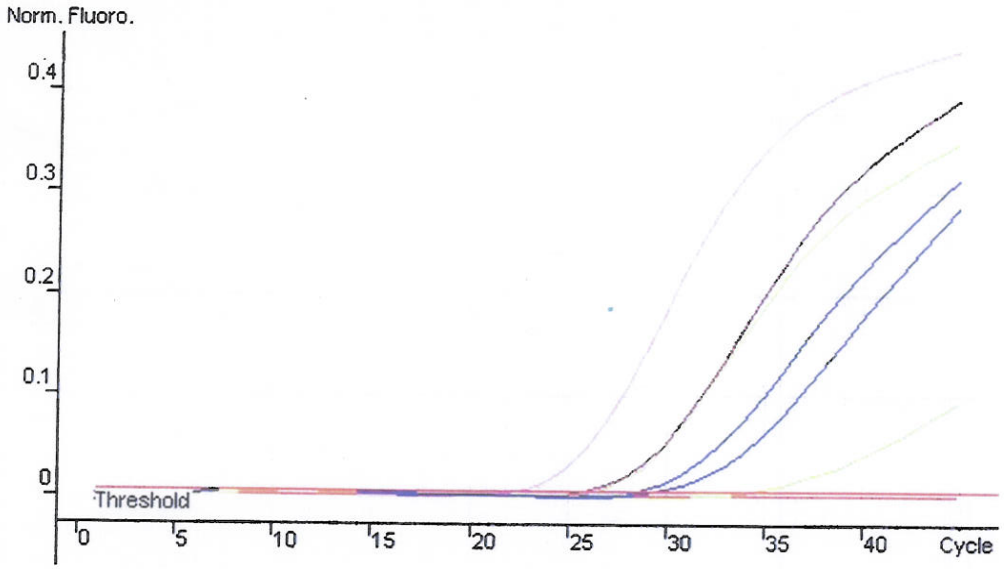

Standard Curve

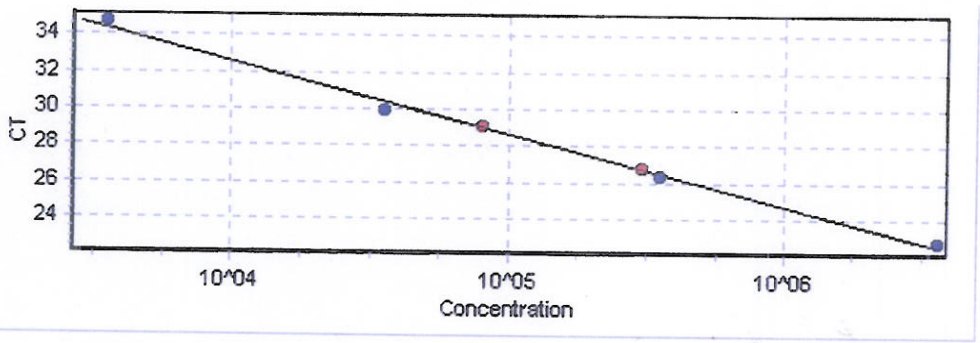

No.	Colour	Name	Type	Ct	Given Conc (IU/ml)	Calc Conc (IU/ml)	% Var
1		NC	Negative Control				
2		S1	Standard	34.69	3571	2887	19.1%
3		S2	Standard	29.90	35714	46876	31.3%
4		S3	Standard	26.25	357143	392256	9.8%
5		S4	Standard	22.72	3571428	3064212	14.2%
34		BML 18 911065	Unknown	26.68		305454	
35		BML 76 911066	Unknown	28.96		81141	

This report generated by Rotor-Gene Real-Time Analysis Software 6.0 (Build 12)
(C)Corbett Research 2004
(R)All Rights Reserved

164

Quantitation data for Cycling A.FAM

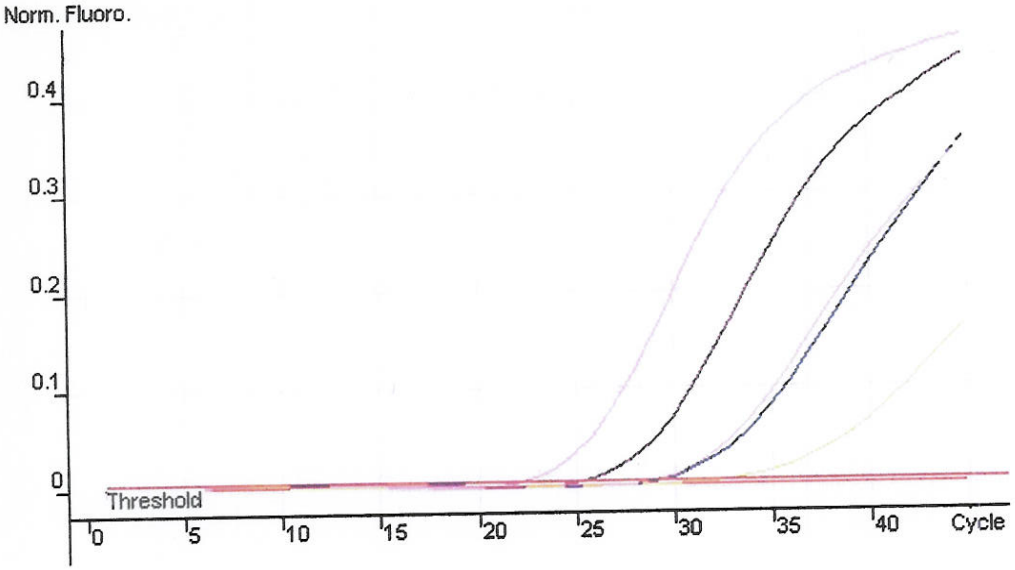

Standard Curve

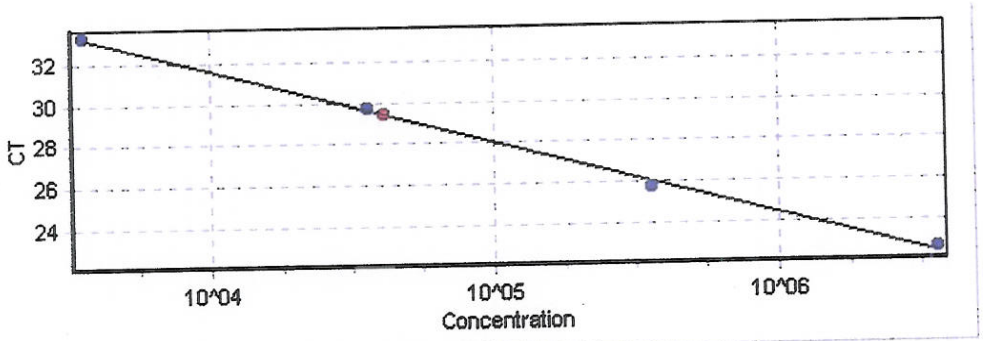

No.	Colour	Name	Type	Ct	Given Conc (IU/ml)	Calc Conc (IU/ml)	% Var
1		NC	Negative Control				
2		S1	Standard	33.23	3571	3431	3.9%
3		S2	Standard	29.65	35714	34400	3.7%
4		S3	Standard	25.71	357143	434142	21.6%
5		S4	Standard	22.62	3571428	3174982	11.1%
8		BML 73 907115	Unknown	29.37		41107	

This report generated by [illegible]
(C)Corbett Research 2004
All Rights Reserved

165

Quantitation data for Cycling A.FAM

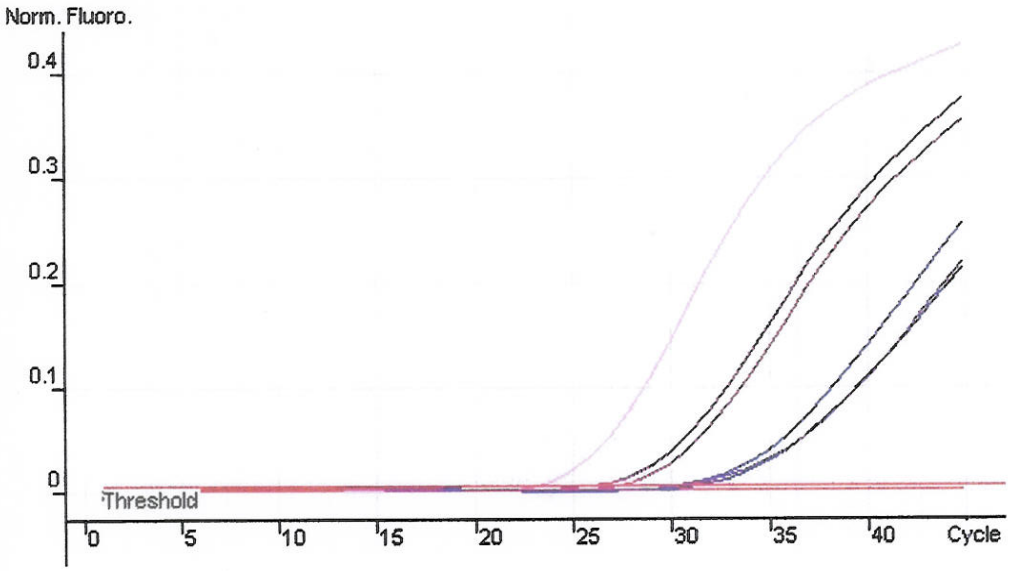

Standard Curve

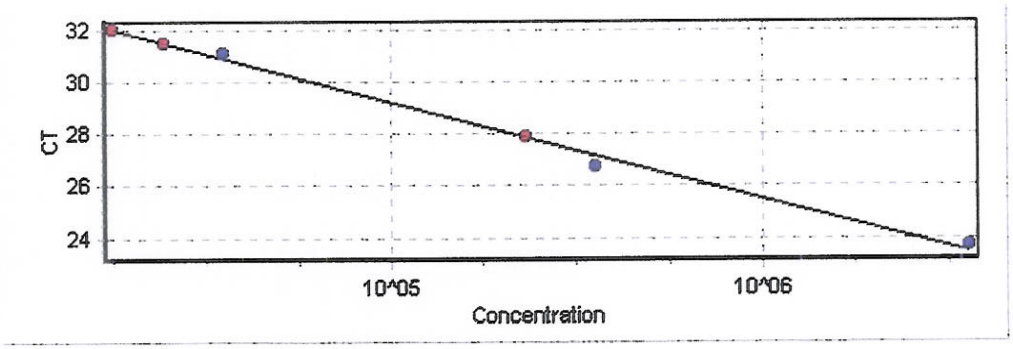

No.	Colour	Name	Type	Ct	Given Conc (IU/ml)	Calc Conc (IU/ml)	% Var
1		NC	Negative Control				
3		S2	Standard	31.08	35714	31516	11.8%
4		S3	Standard	26.75	357143	458637	28.4%
5		S4	Standard	23.63	3571428	3151581	11.8%
25		BML 26 918626	Unknown	32.01		17774	
26		BML 66 918628	Unknown	31.50		24365	
27		BML 73 918630	Unknown	27.84		232974	

This report generated by Rotor-Gene Real-Time Analysis Software 6.0 (Build 12)
(C)Corbett Research 2004
(R)All Rights Reserved

Quantitation data for Cycling A.FAM

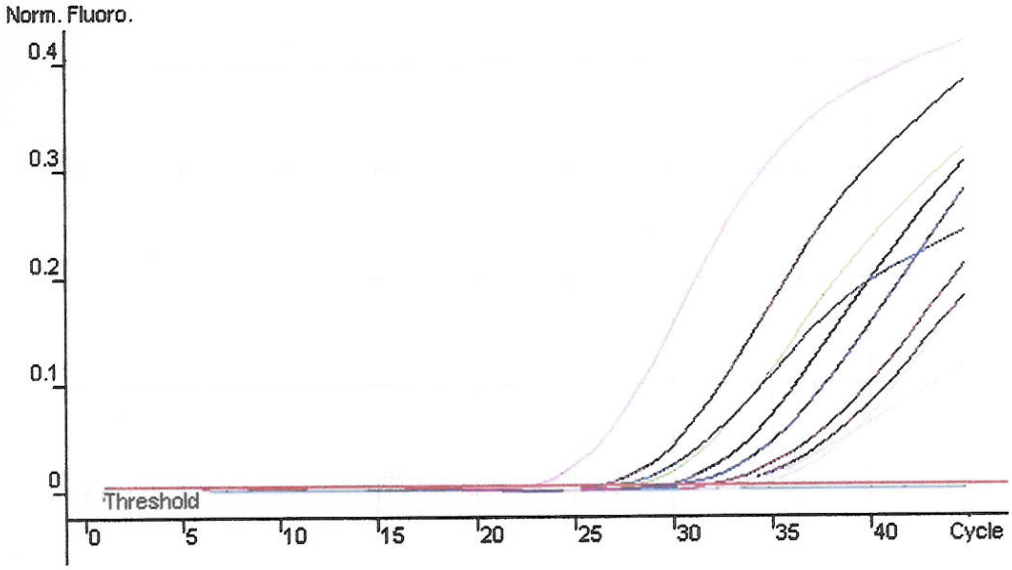

Standard Curve

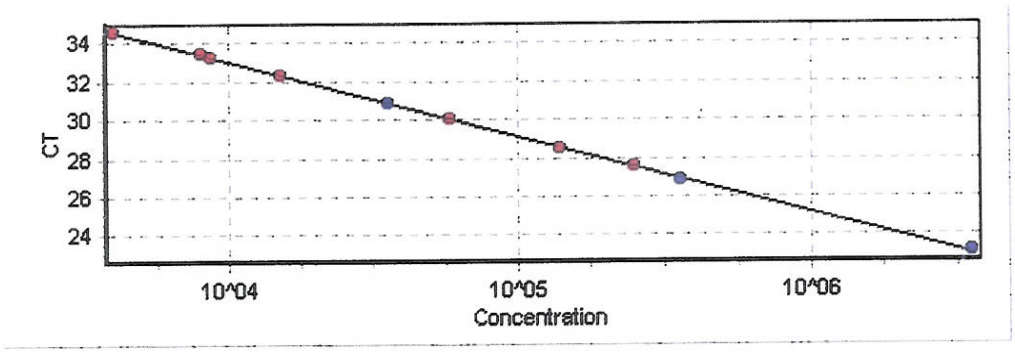

No.	Colour	Name	Type	Ct	Given Conc (IU/ml)	Calc Conc (IU/ml)	% Var
1		NC	Negative Control				
3		S2	Standard	30.88	35714	34457	3.5%
4		S3	Standard	26.79	357143	383686	7.4%
5		S4	Standard	23.06	3571428	3445678	3.5%
22		BML 20	Unknown	28.52		139009	
23		BML 65	Unknown				
24		BML 67	Unknown	27.53		248372	
25		BML 68	Unknown	30.01		57791	
26		BML 70	Unknown	33.22		8704	
27		BML 71	Unknown	32.28		15164	
28		BML 72	Unknown	34.55		3988	
29		BML 75	Unknown	33.37		7979	

This report generated by Rotor-Gene Real-Time Analysis Software 6.0 (Build 12)
(C)Corbett Research 2004
(R)All Rights Reserved

Quantitation data for Cycling A.FAM

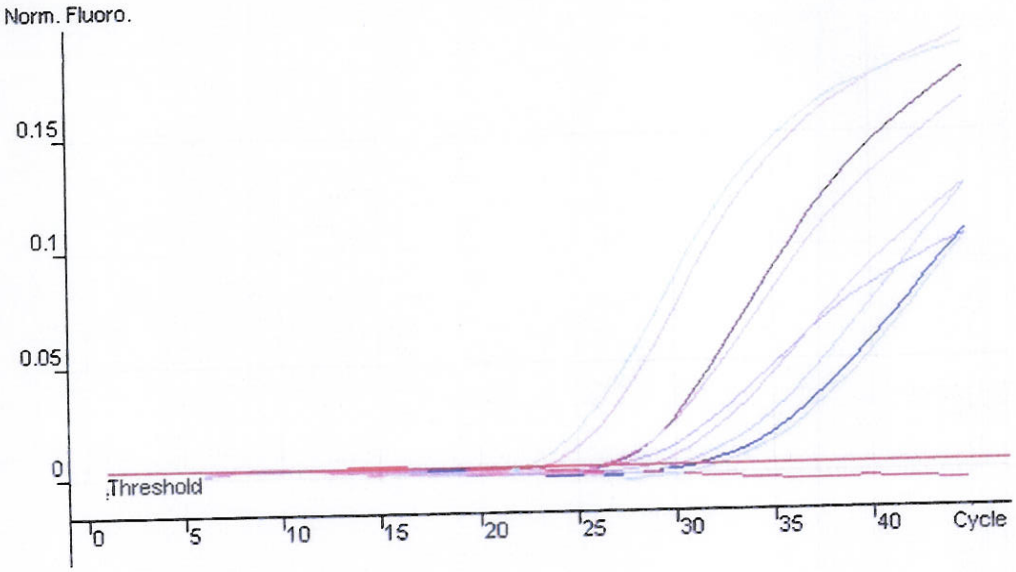

Standard Curve

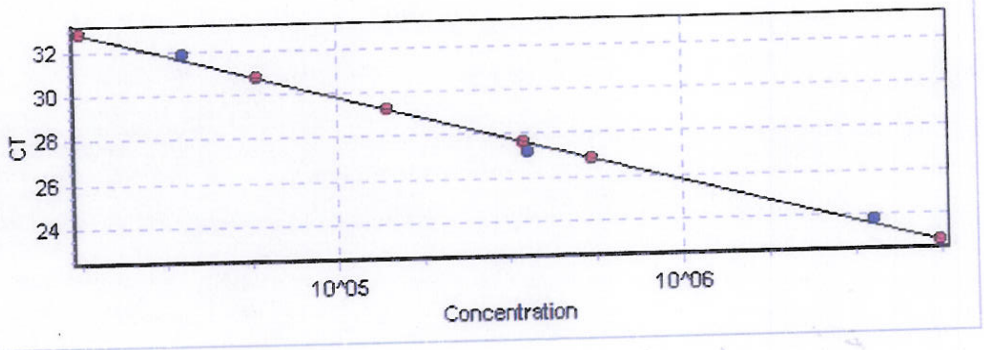

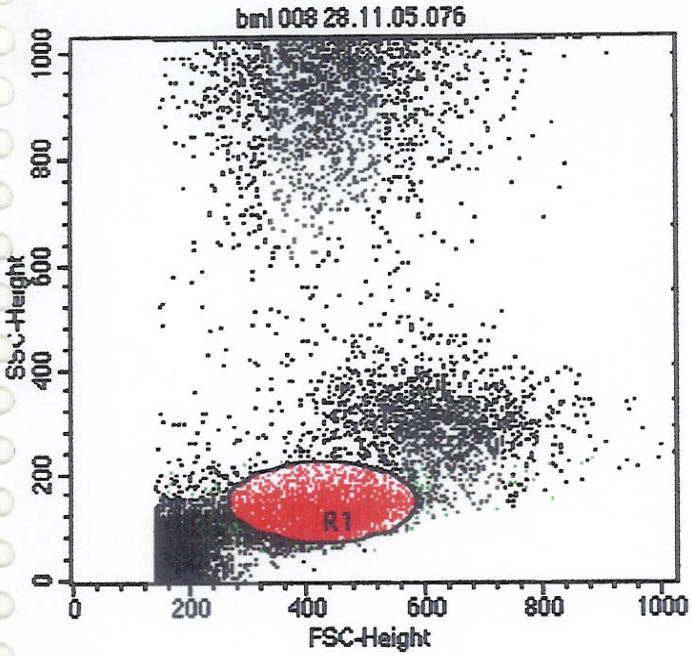

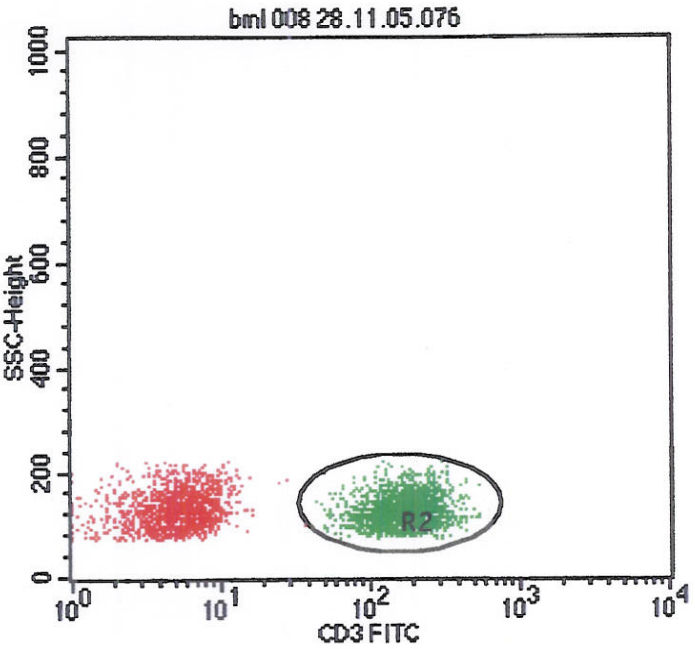

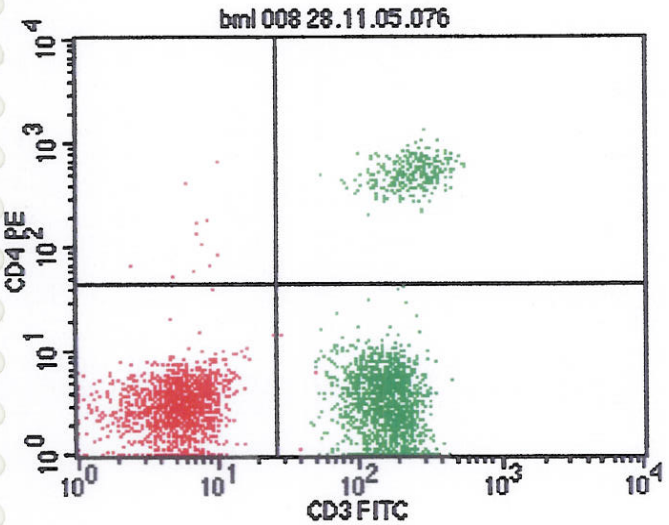

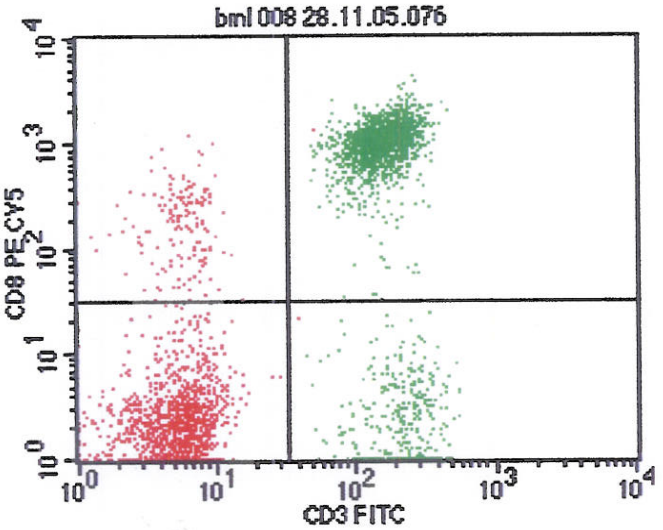

File: bml 008 28.11.05.076
Sample ID:
Tube:
Gate: G1
Total Events: 25954
Y Parameter: FL2-H CD4 PE (Log)

Quad	Events	% Gated	% Total
UL	11	0.34	0.04
UR	296	9.07	1.14
LL	1325	40.62	5.11
LR	1630	49.97	6.28

File: bml 008 28.11.05.076
Sample ID:
Tube:
Gate: G1
Total Events: 25954
Y Parameter: FL3-H CD8 PE CY5 (Log)

Quad	Events	% Gated	% Total
UL	153	4.69	0.59
UR	1554	47.64	5.99
LL	1184	36.30	4.56
LR	371	11.37	1.43

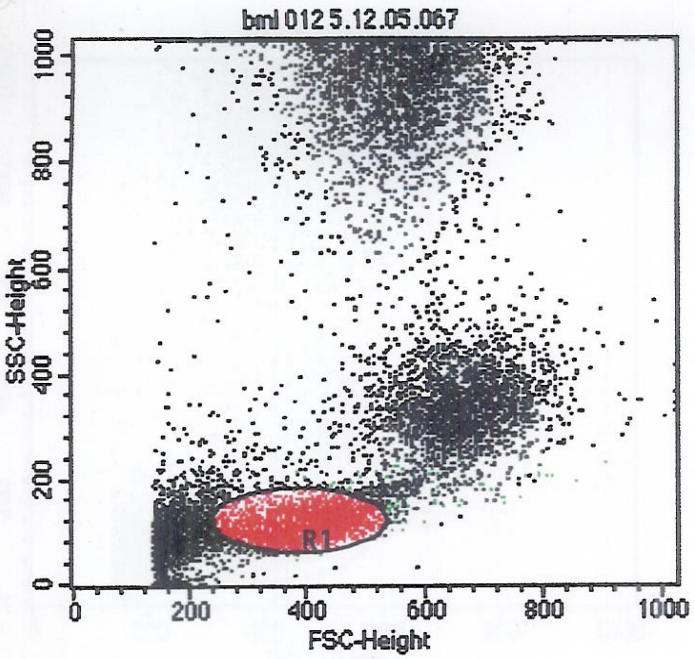

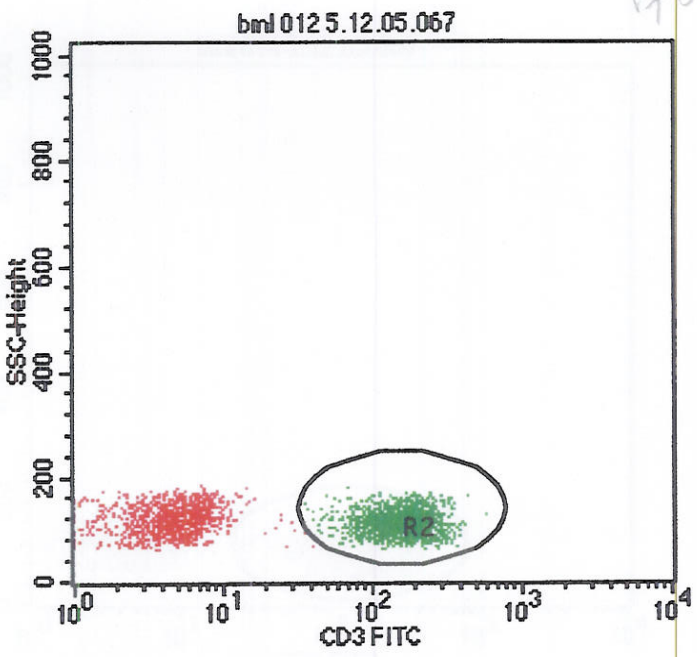

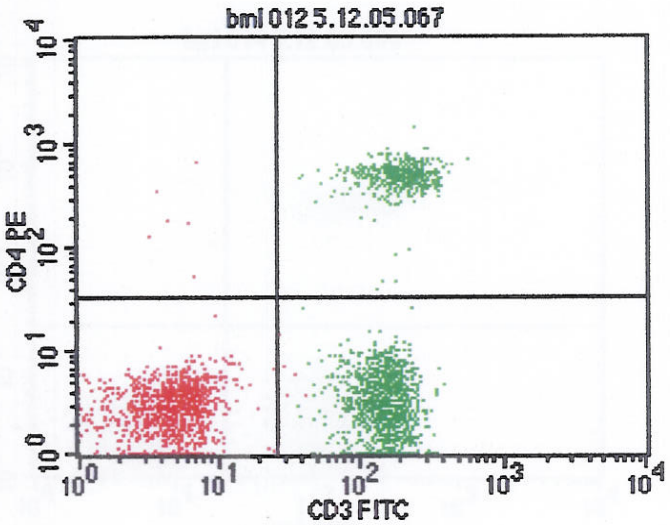

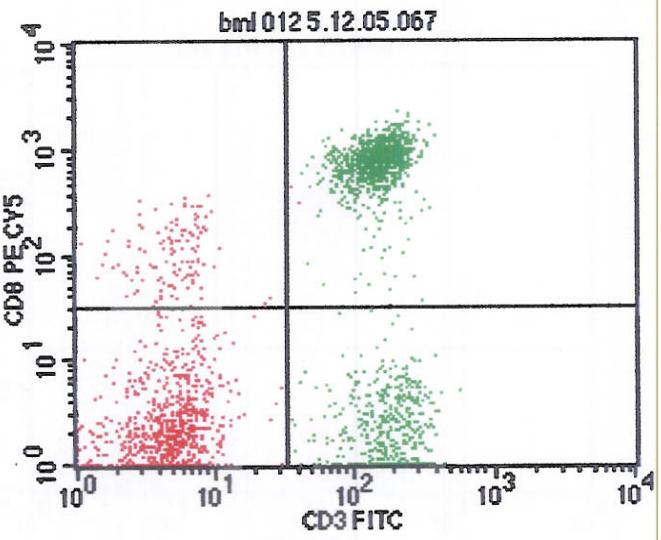

File: bml 012 5.12.05.067
Sample ID:
Tube:
Gate: G1
Total Events: 18520
Y Parameter: FL2-H CD4 PE (Log)

Quad	Events	% Gated	% Total
UL	6	0.24	0.03
UR	438	17.75	2.37
LL	920	37.28	4.97
LR	1104	44.73	5.96

File: bml 012 5.12.05.067
Sample ID:
Tube:
Gate: G1
Total Events: 18520
Y Parameter: FL3-H CD8 PE CY5 (Log)

Quad	Events	% Gated	% Total
UL	123	4.98	0.66
UR	1032	41.82	5.57
LL	806	32.66	4.35
LR	507	20.54	2.74

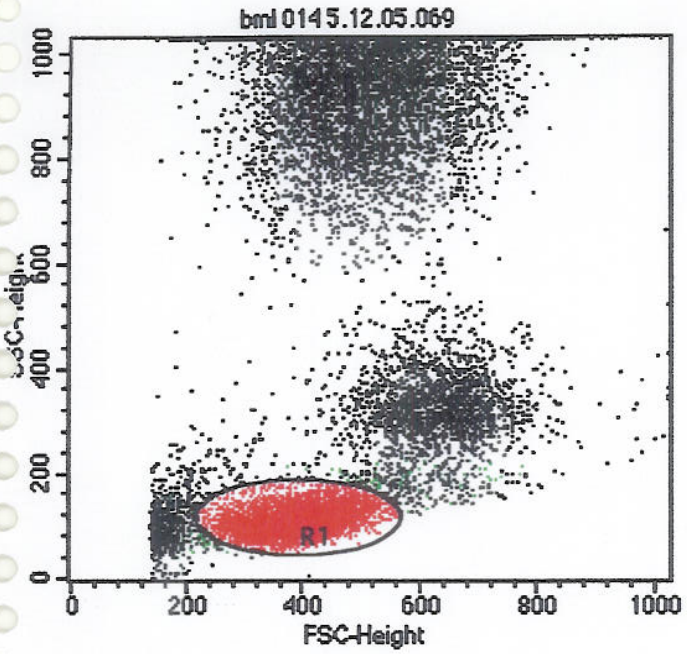

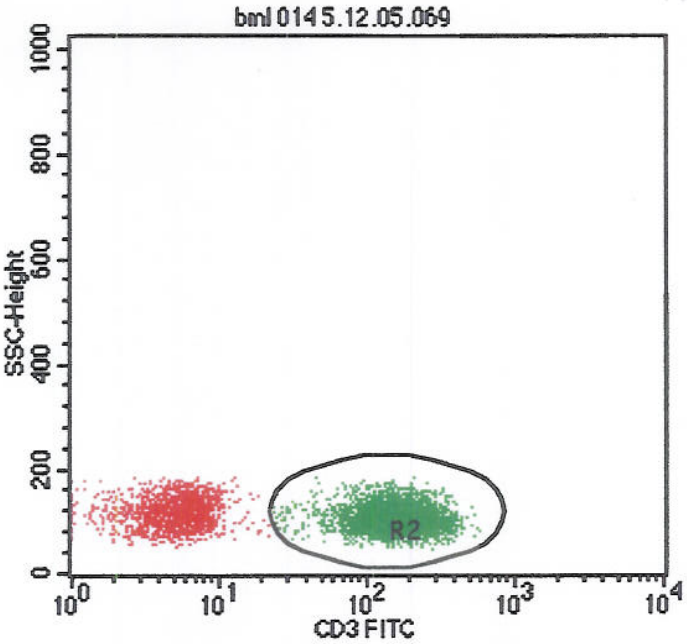

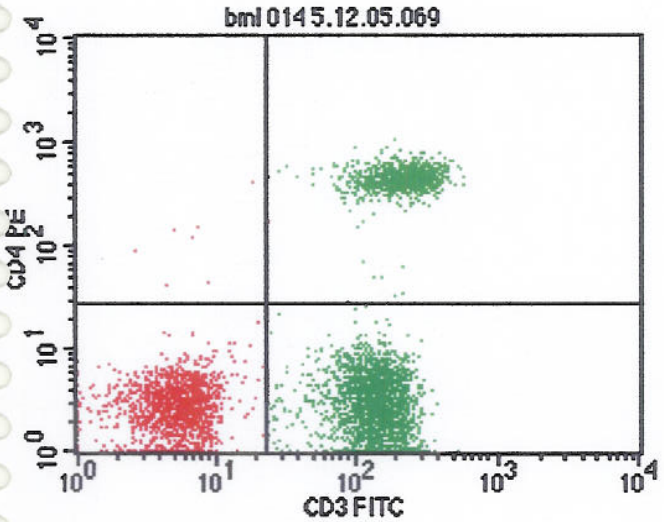

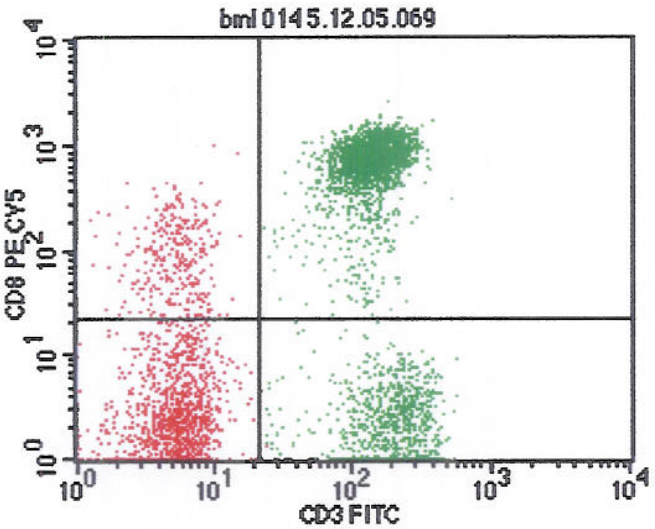

File: bml 014 5.12.05.069
Sample ID:
Tube:
Gate: G1
Total Events: 18729
Y Parameter: FL2-H CD4 PE (Log)

Quad	Events	% Gated	% Total
UL	7	0.15	0.04
UR	879	18.34	4.69
LL	1368	28.54	7.30
LR	2539	52.97	13.56

File: bml 014 5.12.05.069
Sample ID:
Tube:
Gate: G1
Total Events: 18729
Y Parameter: FL3-H CD8 PE CY5 (Log)

Quad	Events	% Gated	% Total
UL	297	6.20	1.59
UR	2434	50.78	13.00
LL	1076	22.45	5.75
LR	986	20.57	5.26

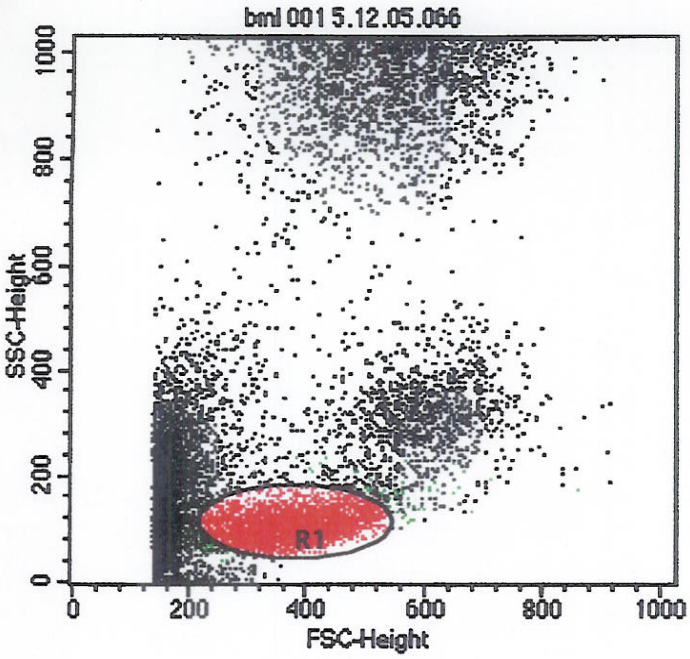

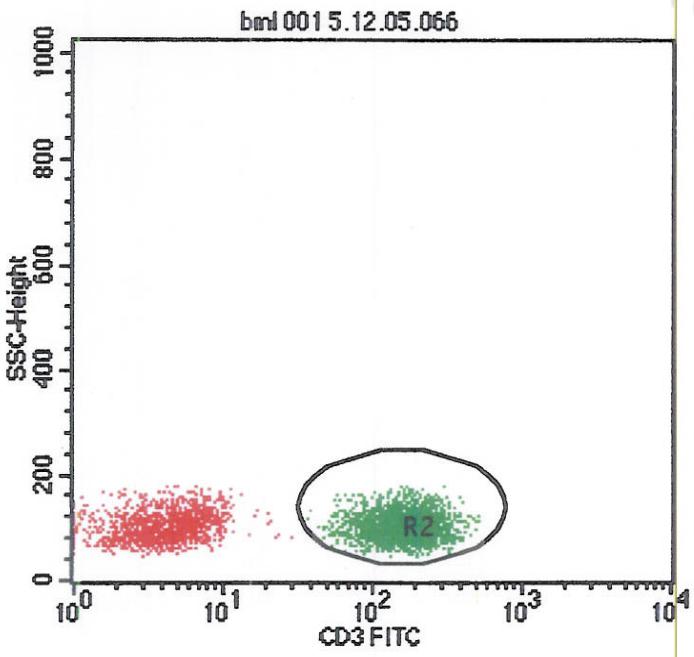

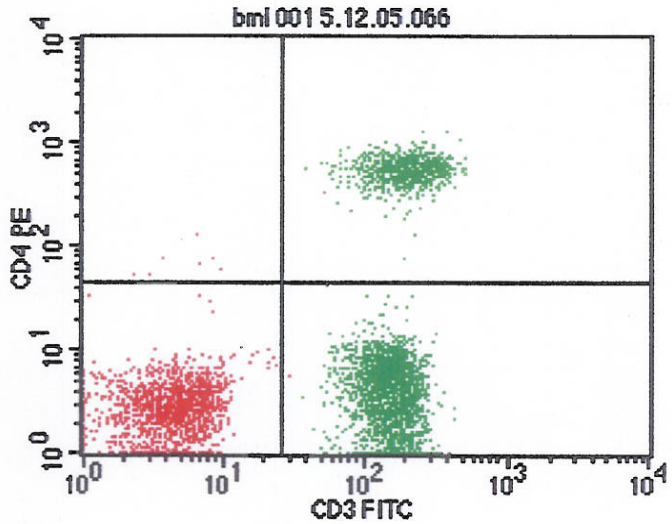

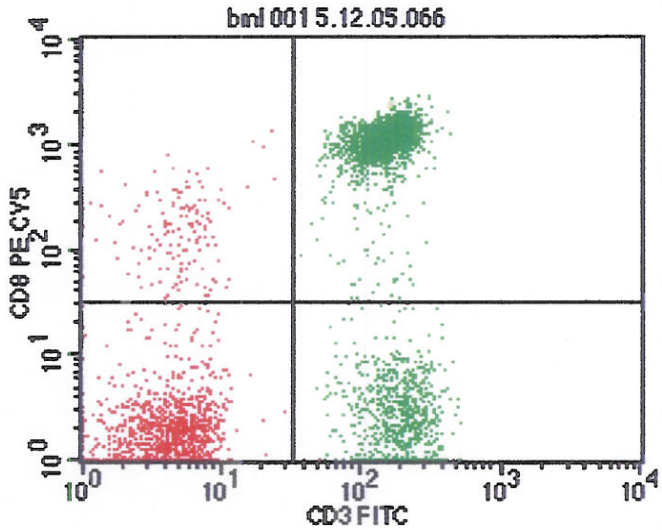

File: bml 001 5.12.05.066
Sample ID:
Tube:
Gate: G1
Total Events: 17829
Y Parameter: FL2-H CD4 PE (Log)

Quad	Events	% Gated	% Total
UL	7	0.17	0.04
UR	802	19.88	4.50
LL	1318	32.66	7.39
LR	1908	47.29	10.70

File: bml 001 5.12.05.066
Sample ID:
Tube:
Gate: G1
Total Events: 17829
Y Parameter: FL3-H CD8 PE CY5 (Log)

Quad	Events	% Gated	% Total
UL	149	3.69	0.84
UR	1828	45.30	10.25
LL	1177	29.17	6.60
LR	881	21.83	4.94

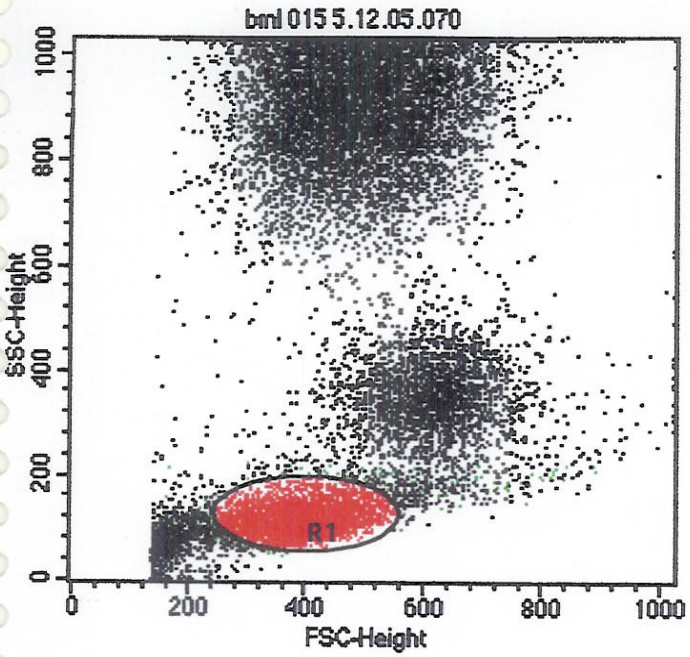

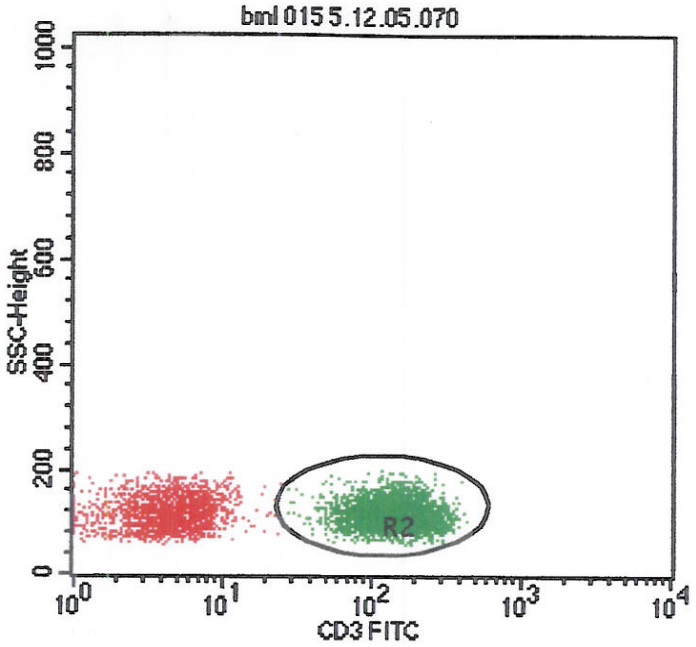

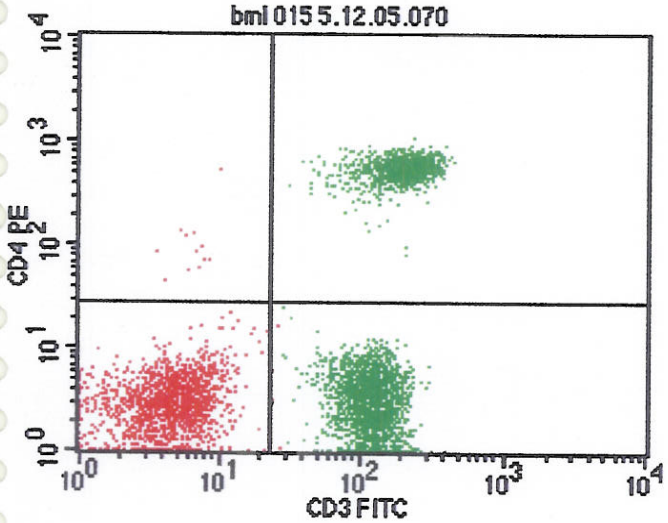

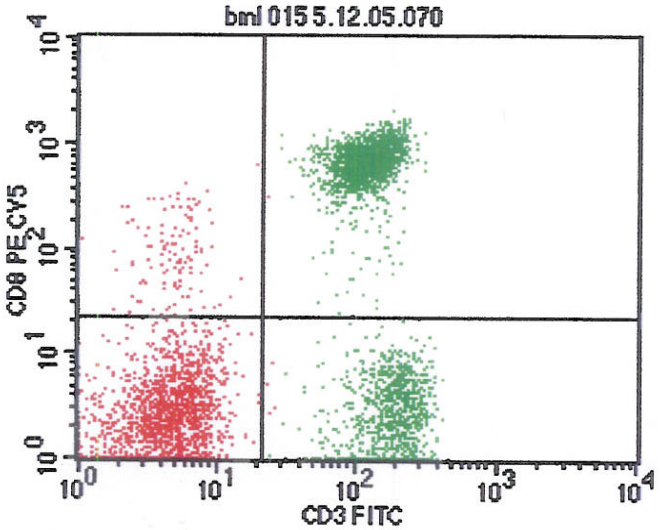

File: bml 015 5.12.05.070
Sample ID:
Tube:
Gate: G1
Total Events: 23415
Y Parameter: FL2-H CD4 PE (Log)

Quad	Events	% Gated	% Total
UL	12	0.26	0.05
UR	1015	22.06	4.33
LL	1477	32.09	6.31
LR	2098	45.59	8.96

File: bml 015 5.12.05.070
Sample ID:
Tube:
Gate: G1
Total Events: 23415
Y Parameter: FL3-H CD8 PE CY5 (Log)

Quad	Events	% Gated	% Total
UL	122	2.65	0.52
UR	2025	44.00	8.65
LL	1366	29.68	5.83
LR	1089	23.66	4.65

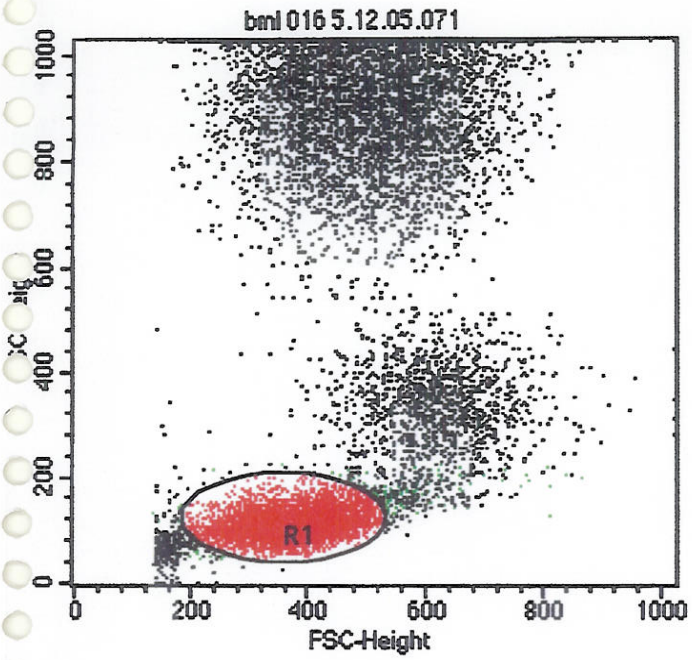

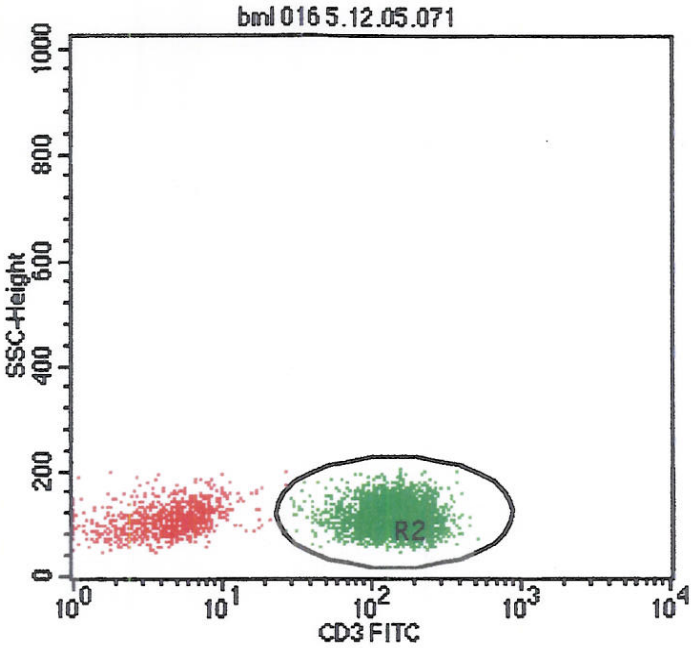

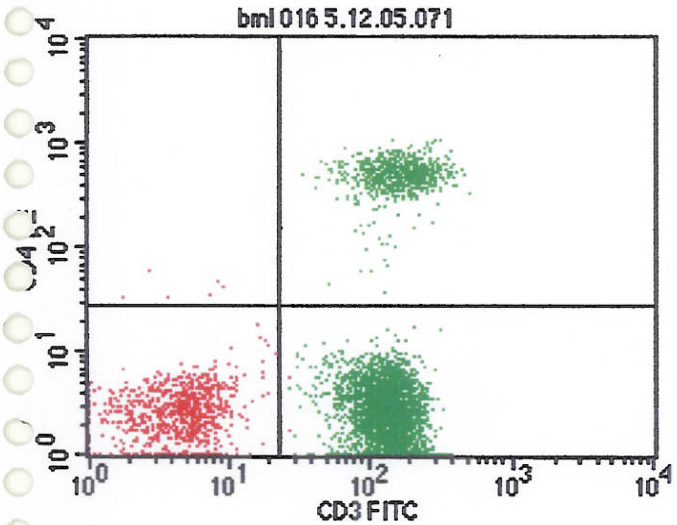

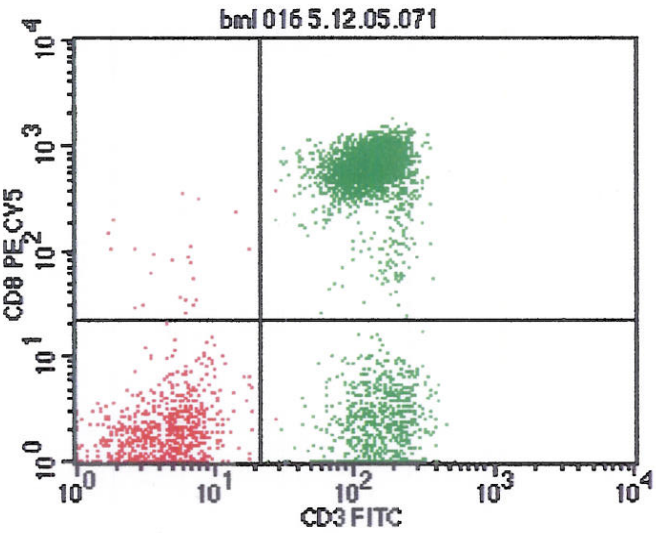

File: bml 016 5.12.05.071
Sample ID:
Tube:
Gate: G1
Total Events: 17950
Y Parameter: FL2-H CD4 PE (Log)

Quad	Events	% Gated	% Total
UL	6	0.12	0.03
UR	758	15.22	4.22
LL	801	16.08	4.46
LR	3415	68.57	19.03

File: bml 016 5.12.05.071
Sample ID:
Tube:
Gate: G1
Total Events: 17950
Y Parameter: FL3-H CD8 PE CY5 (Log)

Quad	Events	% Gated	% Total
UL	22	0.44	0.12
UR	3331	66.89	18.56
LL	784	15.74	4.37
LR	843	16.93	4.70

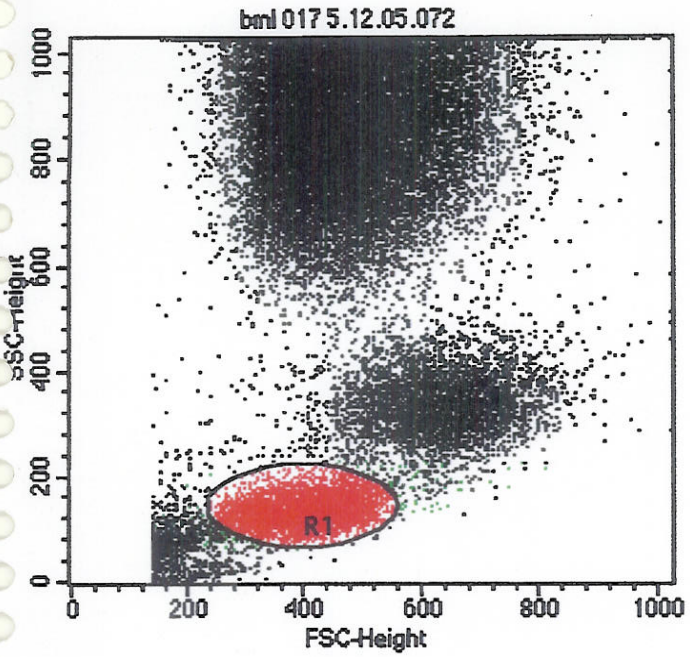

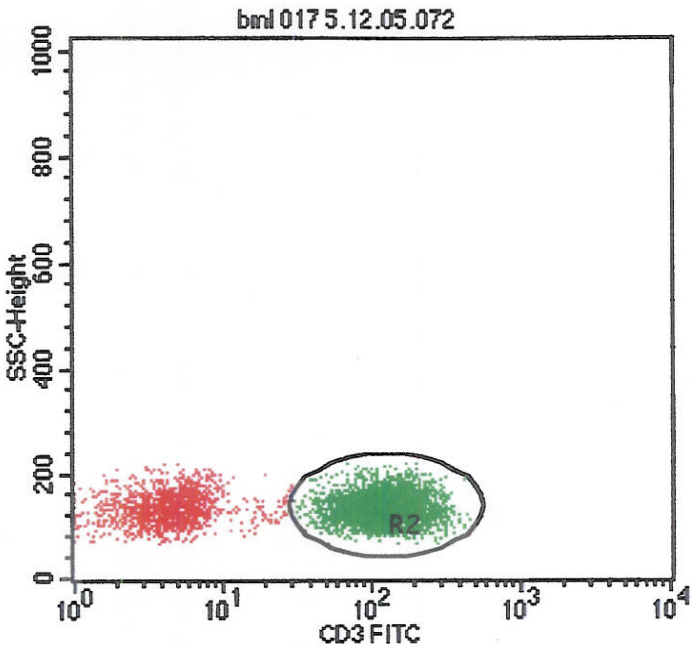

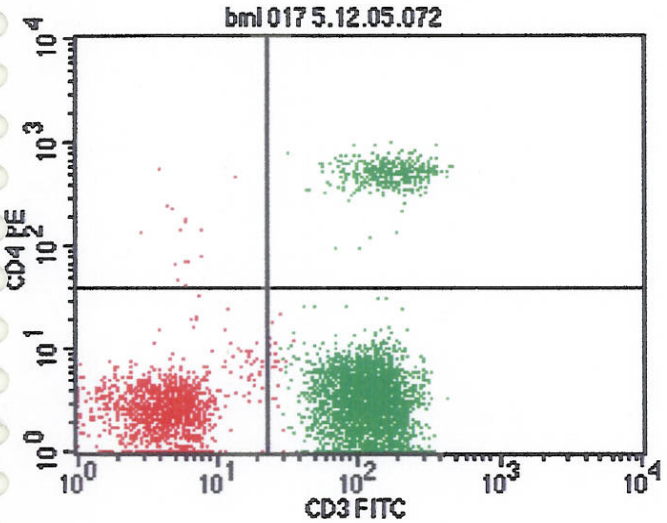

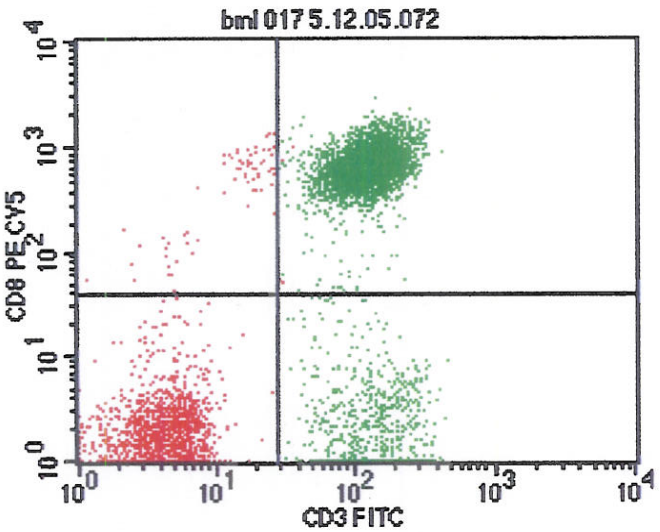

File: bml 017 5.12.05.072
Sample ID:
Tube:
Gate: G1
Total Events: 39945
Y Parameter: FL2-H CD4 PE (Log)

Quad	Events	% Gated	% Total
UL	15	0.31	0.04
UR	402	8.29	1.01
LL	1256	25.89	3.14
LR	3178	65.51	7.96

File: bml 017 5.12.05.072
Sample ID:
Tube:
Gate: G1
Total Events: 39945
Y Parameter: FL3-H CD8 PE CY5 (Log)

Quad	Events	% Gated	% Total
UL	71	1.46	0.18
UR	2956	60.94	7.40
LL	1215	25.05	3.04
LR	609	12.55	1.52

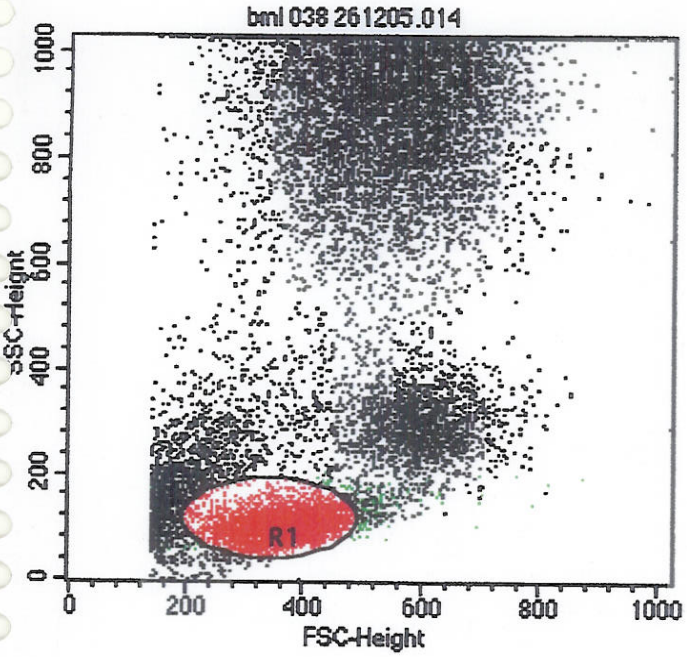

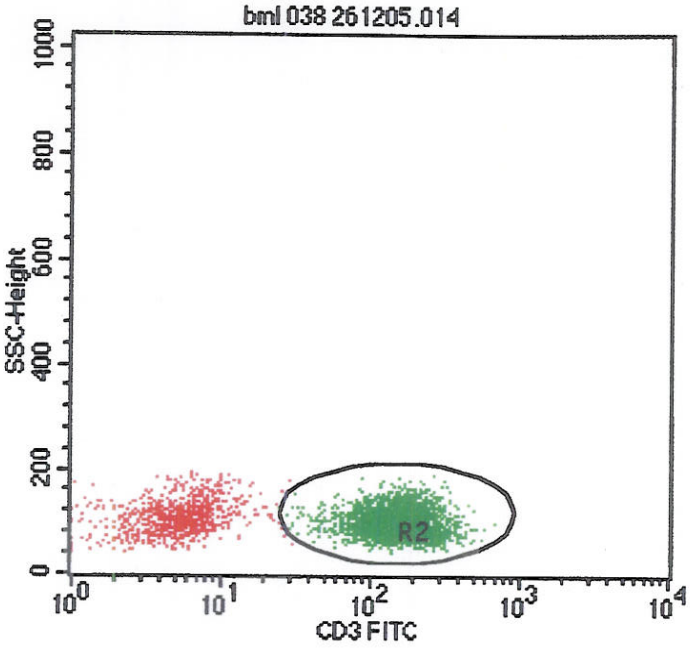

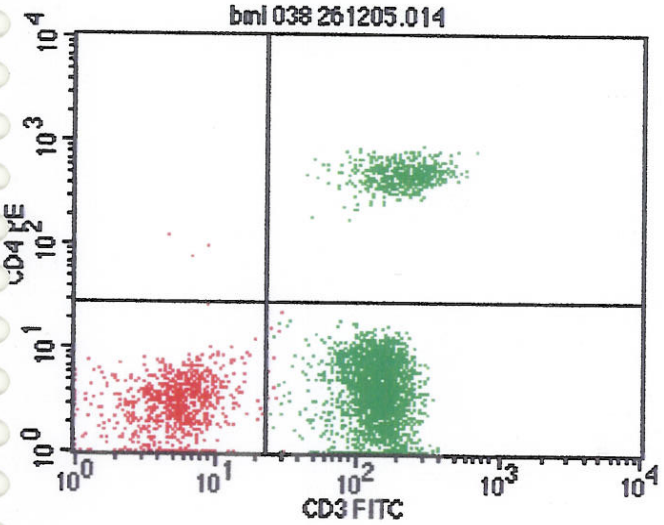

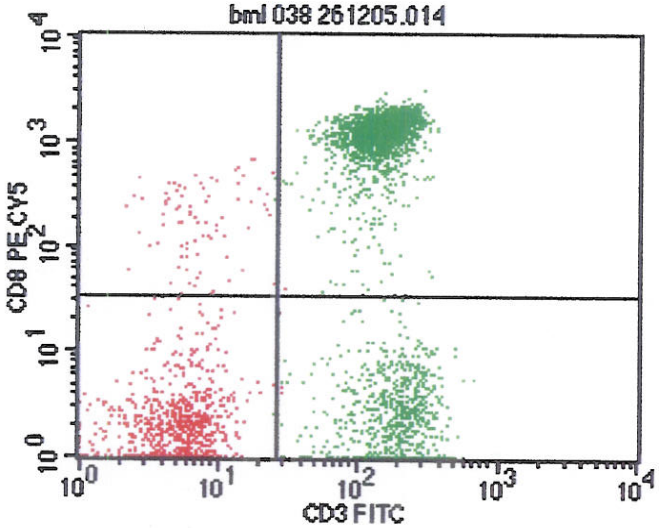

File: bml 038 261205.014
Sample ID:
Tube:
Gate: G1
Total Events: 22053
Y Parameter: FL2-H CD4 PE (Log)

Quad	Events	% Gated	% Total
UL	4	0.09	0.02
UR	632	14.84	2.87
LL	837	19.66	3.80
LR	2785	65.41	12.63

File: bml 038 261205.014
Sample ID:
Tube:
Gate: G1
Total Events: 22053
Y Parameter: FL3-H CD8 PE CY5 (Log)

Quad	Events	% Gated	% Total
UL	85	2.00	0.39
UR	2582	60.64	11.71
LL	764	17.94	3.46
LR	827	19.42	3.75

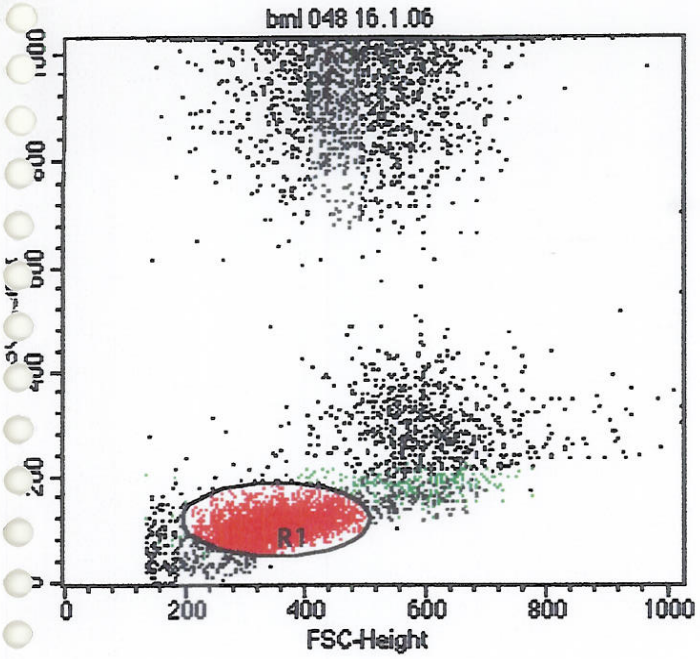

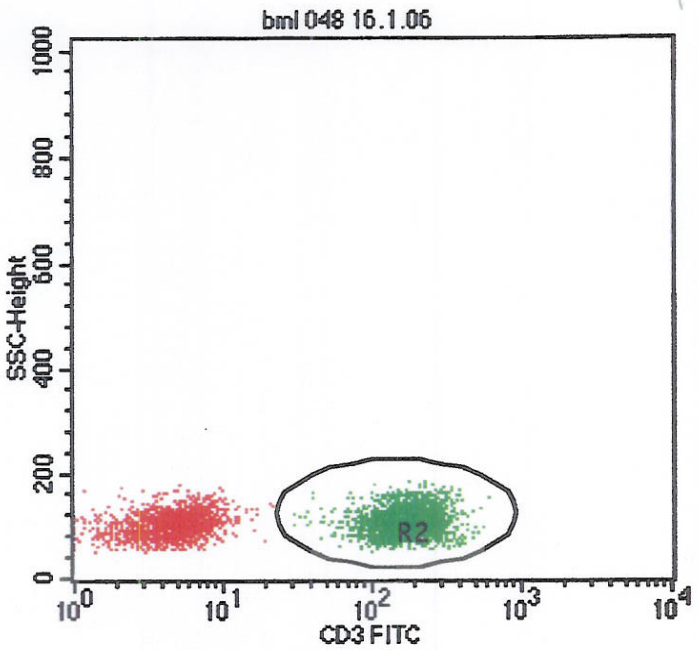

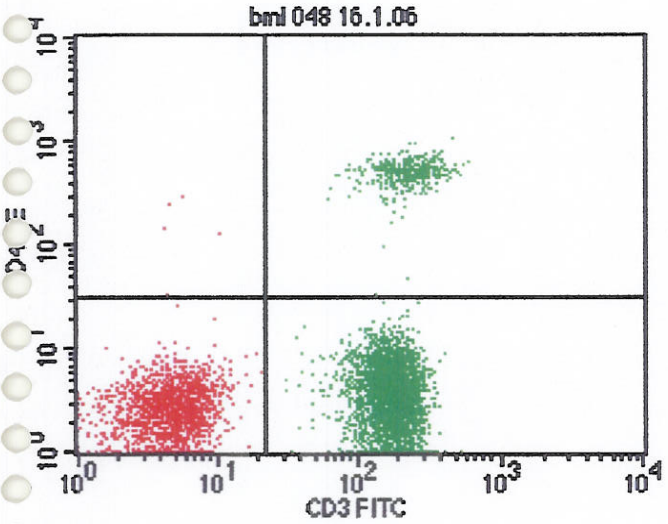

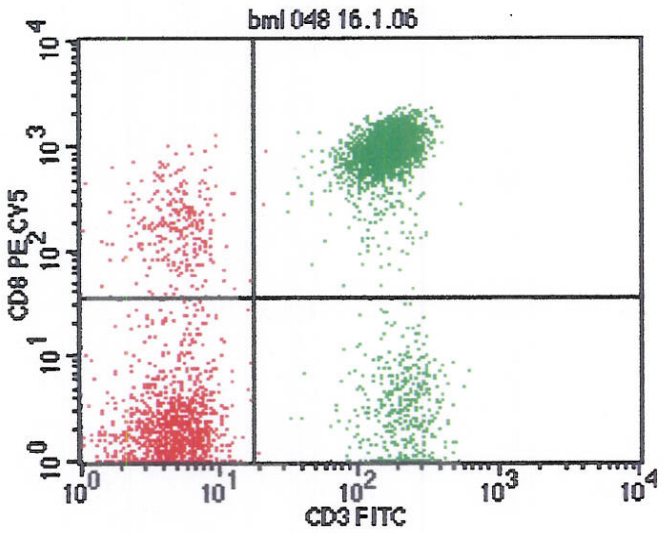

File: bml 048 16.1.06
Sample ID:
Tube:
Gate: G1
Total Events: 10207
Y Parameter: FL2-H CD4 PE (Log)

Quad	Events	% Gated	% Total
UL	5	0.10	0.05
UR	370	7.70	3.62
LL	1444	30.04	14.15
LR	2988	62.16	29.27

File: bml 048 16.1.06
Sample ID:
Tube:
Gate: G1
Total Events: 10207
Y Parameter: FL3-H CD8 PE CY5 (Log)

Quad	Events	% Gated	% Total
UL	277	5.76	2.71
UR	2905	60.43	28.46
LL	1169	24.32	11.45
LR	456	9.49	4.47

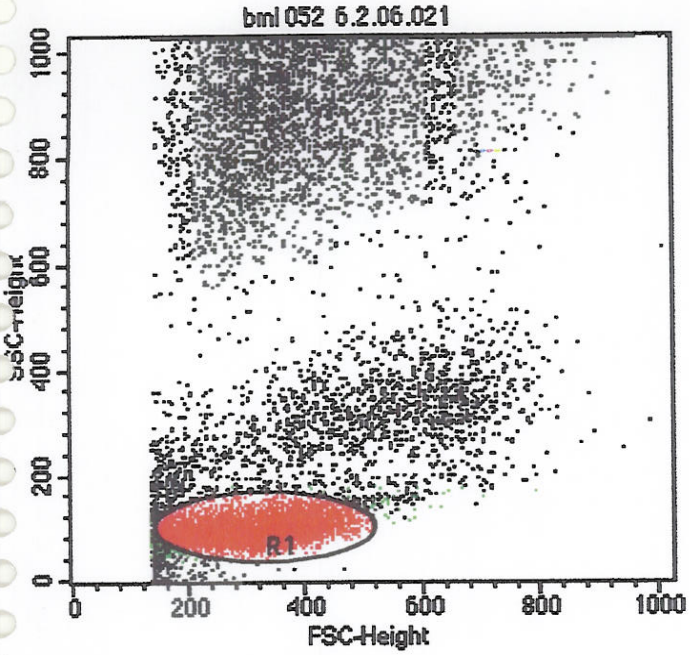

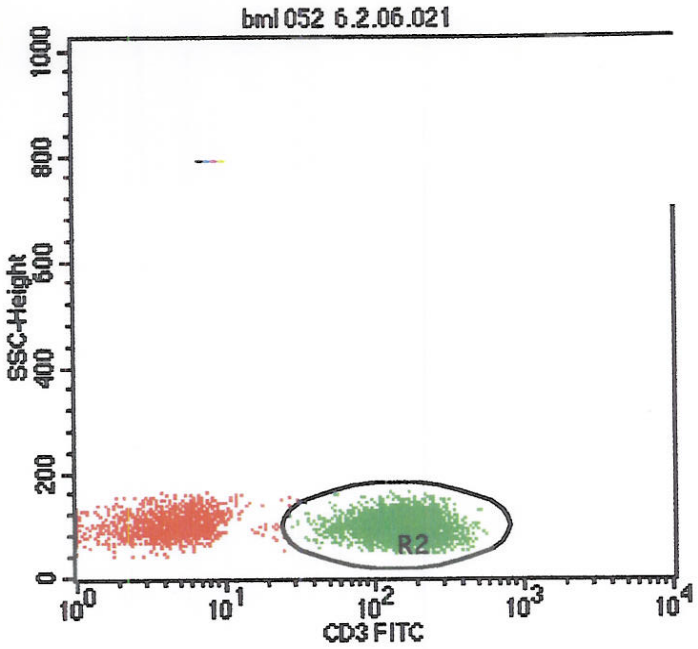

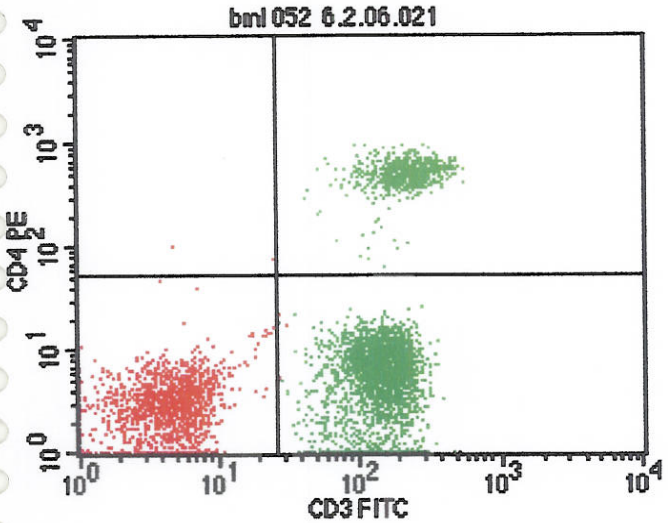

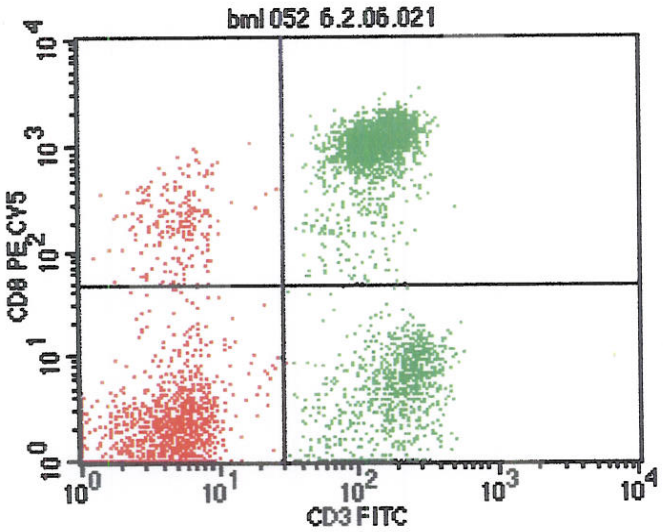

File: bml 052 6.2.06.021
Sample ID:
Tube:
Gate: G1
Total Events: 14580
Y Parameter: FL2-H CD4 PE (Log)

Quad	Events	% Gated	% Total
UL	2	0.04	0.01
UR	713	14.41	4.89
LL	1416	28.61	9.71
LR	2818	56.94	19.33

File: bml 052 6.2.06.021
Sample ID:
Tube:
Gate: G1
Total Events: 14580
Y Parameter: FL3-H CD8 PE CY5 (Log)

Quad	Events	% Gated	% Total
UL	226	4.57	1.55
UR	2606	52.66	17.87
LL	1196	24.17	8.20
LR	921	18.61	6.32

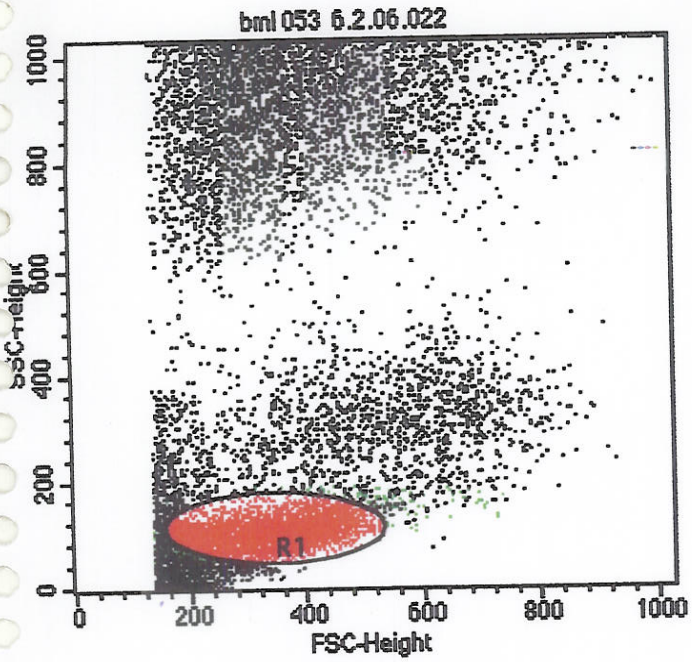
bml 053 6.2.06.022
SSC-Height
FSC-Height
R1
0
200
400
600
800
1000

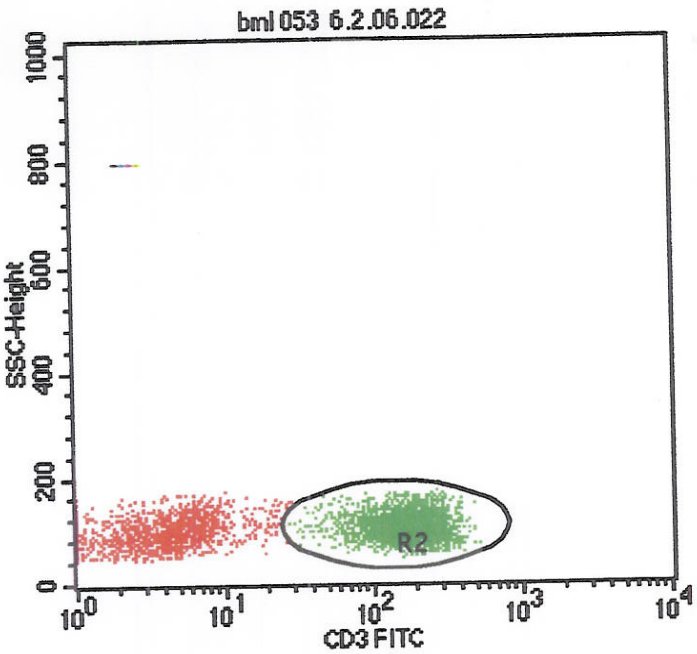
bml 053 6.2.06.022
SSC-Height
CD3 FITC
R2
0
200
400
600
800
1000
10^0
10^1
10^2
10^3
10^4


bml 053 6.2.06.022
10^3
10^4


bml 053 6.2.06.022
10^3
10^4

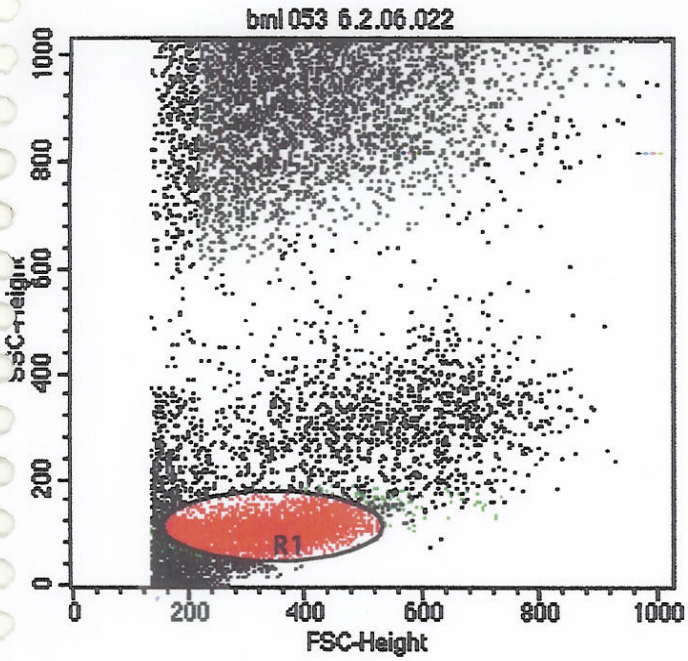

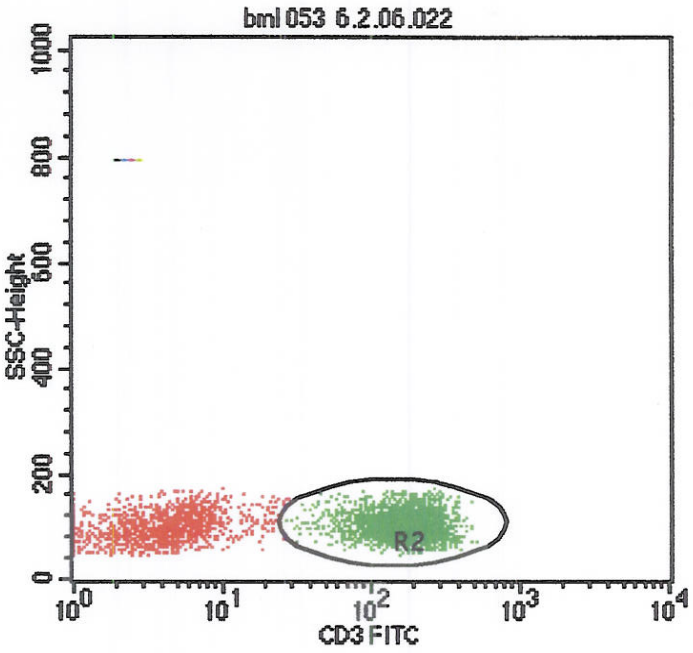

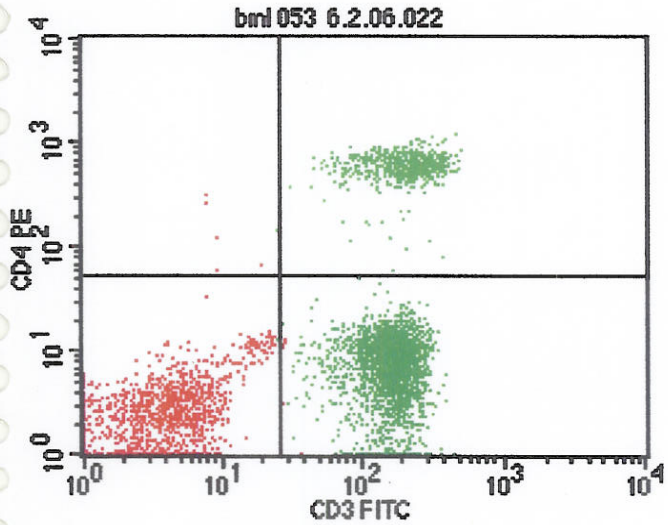

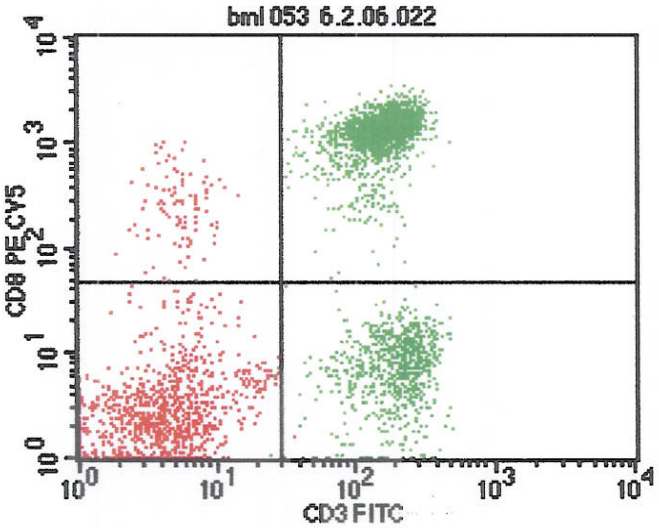

File: bml 053 6.2.06.022
Sample ID:
Tube:
Gate: G1
Total Events: 17118
Y Parameter: FL2-H CD4 PE (Log)

Quad	Events	% Gated	% Total
UL	6	0.13	0.04
UR	700	15.69	4.09
LL	1210	27.12	7.07
LR	2546	57.06	14.87

File: bml 053 6.2.06.022
Sample ID:
Tube:
Gate: G1
Total Events: 17118
Y Parameter: FL3-H CD8 PE CY5 (Log)

Quad	Events	% Gated	% Total
UL	103	2.31	0.60
UR	2472	55.40	14.44
LL	1119	25.08	6.54
LR	768	17.21	4.49

DR. GOLWILKAR LABORATORIES PVT. LTD.
Dr. Ajit S. Golwilkar
2, Abhyuday Apts., 771, Bhandarkar Inst. Road, Pune - 411004. ☎ : 56012007 / 8 / 9 Fax No.: (020) 25675442
14, Prasad Chambers, 17/A, Karve Road, Pune - 411004 ☎ : 25440852 e-mail : drgl@vsnl.net

TEST REPORT

Partial reproduction of this report is not permitted.

NAME: BML 019 MALE RECEIVED: 13/12/2005 01:51PM
REF: METROPOLIS LABORATORY MUMBAI REPORTED :13/12/2005 06:02PM
ID NO : 57353

CD4/CD8 LYMPHOCYTE SUBSET ENUMERATION

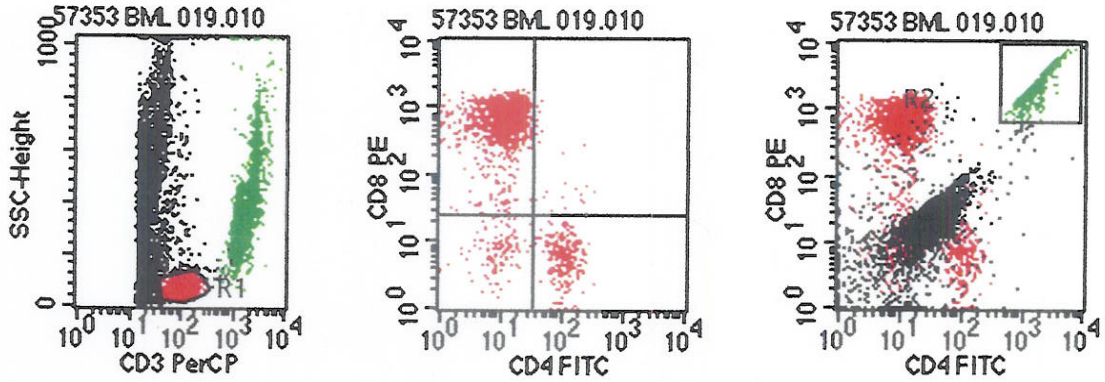

TEST	RESULT	NORMAL RANGE
HAEMOGLOBIN	10.9 gm/dl	MALE : 14 - 18gm/dl FEMALE : 12 - 16gm/dl
WHITE BLOOD CELL COUNT	6140/ul	5000-10,000/ul
PLATELETS	100 thou/ul	150 - 450 thousand/ul
LYMPHOCYTES	20%	20 - 40 %
ABSOLUTE LYMPHOCYTE COUNT	1228/ul	1000 - 4800 /ul
ABSOLUTE CD4	103.5/ul	290 -2600 /ul
% CD4	8.42%	29 - 59 %
ABSOLUTE CD8	561.3 /ul	190 - 2120 /ul
% CD8	45.71%	19 - 48 %
CD4 / CD8 RATIO	0.18	0.6 - 2.80

Technique & kits: Flow cytometry,Tritest with Trucount -FACScan BD USA,

Dr Ajit S. Golwilkar,MD,DCP
Regn.No. : 32660

DR. GOLWILKAR LABORATORIES PVT. LTD. Dr. Ajit S. Golwilkar

2, Abhyuday Apts., 771, Bhandarkar Inst. Road, Pune - 411004. ☎ : 56012007 / 8 / 9 Fax No.: (020) 25675442

14, Prasad Chambers, 17/A, Karve Road, Pune - 411004 ☎ : 25440852 e-mail : drgl@vsnl.net

TEST REPORT

Partial reproduction of this report is not permitted.

NAME: BML 021 MALE RECEIVED: 13/12/2005 01:55PM

REF: METROPOLIS LABORATORY MUMBAI REPORTED :13/12/2005 06:07PM

ID NO : 57355

CD4/CD8 LYMPHOCYTE SUBSET ENUMERATION

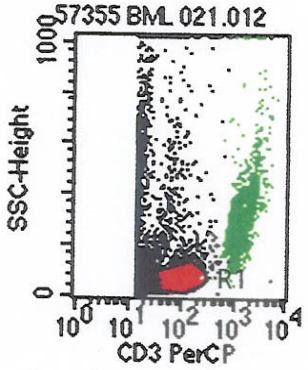

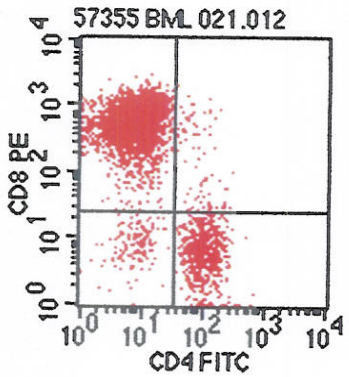

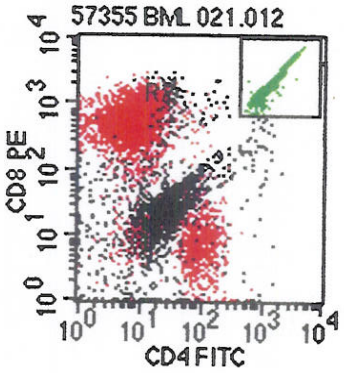

TEST	RESULT	NORMAL RANGE
HAEMOGLOBIN	12.5 gm/dl	MALE : 14 - 18gm/dl FEMALE : 12 - 16gm/dl
WHITE BLOOD CELL COUNT	3980/ul	5000-10,000/ul
PLATELETS	58 thou/ul	150 - 450 thousand/ul
LYMPHOCYTES	40%	20 - 40 %
ABSOLUTE LYMPHOCYTE COUNT	1592/ul	1000 - 4800 /ul
ABSOLUTE CD4	247.8/ul	290 -2600 /ul
% CD4	15.57%	29 - 59 %
ABSOLUTE CD8	1218.1 /ul	190 - 2120 /ul
% CD8	76.51%	19 - 48 %
CD4 / CD8 RATIO	0.10	0.6 - 2.80

Technique & kits: Flow cytometry,Tritest with Trucount -FACScan BD USA,

Dr Ajit S. Golwilkar,MD,DCP
Regn.No. : 32660

DR. GOLWILKAR LABORATORIES PVT. LTD. Dr. Ajit S. Golwilkar

2, Abhyuday Apts., 771, Bhandarkar Inst. Road, Pune - 411004. ☎ : 56012007 / 8 / 9 Fax No.: (020) 25675442

14, Prasad Chambers, 17/A, Karve Road, Pune - 411004 ☎ : 25440852 e-mail : drgl@vsnl.net

TEST REPORT

Partial reproduction of this report is not permitted.

NAME: BML 023
REF: METROPOLIS LABORATORY MUMBAI
ID NO : 57359

RECEIVED: 13/12/2005 01:57PM
REPORTED :13/12/2005 06:24PM

CD4/CD8 LYMPHOCYTE SUBSET ENUMERATION

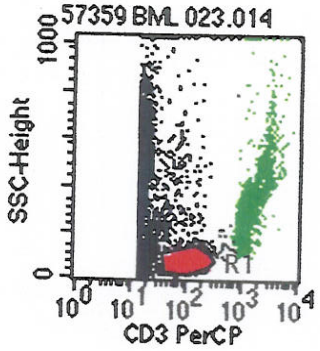

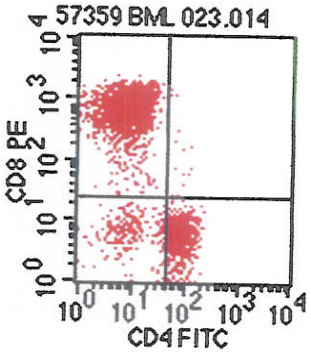

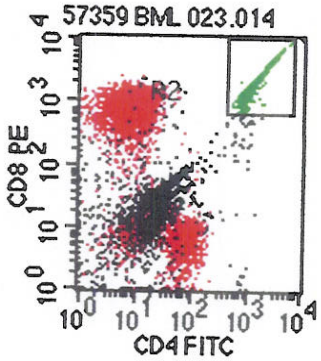

TEST	RESULT	NORMAL RANGE
HAEMOGLOBIN	9.9gm/dl	MALE : 14 - 18gm/dl FEMALE : 12 - 16gm/dl
WHITE BLOOD CELL COUNT	9500/ul	5000-10,000/ul
PLATELETS	264 thou/ul	150 - 450 thousand/ul
LYMPHOCYTES	20%	20 - 40 %
ABSOLUTE LYMPHOCYTE COUNT	1900/ul	1000 - 4800 /ul
ABSOLUTE CD4	327.2/ul	290 -2600 /ul
% CD4	17.22%	29 - 59 %
ABSOLUTE CD8	1225.7 /ul	190 - 2120 /ul
% CD8	64.51%	19 - 48 %
CD4 / CD8 RATIO	0.27	0.6 - 2.80

Technique & kits: Flow cytometry,Tritest with Trucount -FACScan BD USA,

Dr. Ajit S.Golwilkar, MD, DCP
Regn. No : 32660

DR. GOLWILKAR LABORATORIES PVT. LTD. Dr. Ajit S. Golwilkar

2, Abhyuday Apts., 771, Bhandarkar Inst. Road, Pune - 411004. ☎ : 56012007 / 8 / 9 Fax No.: (020) 25675442

14, Prasad Chambers, 17/A, Karve Road, Pune - 411004 ☎ : 25440852 e-mail : drgl@vsnl.net

TEST REPORT

Partial reproduction of this report is not permitted.

NAME: BML 024
REF: METROPOLIS LABORATORY MUMBAI
ID NO : 57365

RECEIVED: 13/12/2005 02:12PM
REPORTED :13/12/2005 06:30PM

CD4/CD8 LYMPHOCYTE SUBSET ENUMERATION

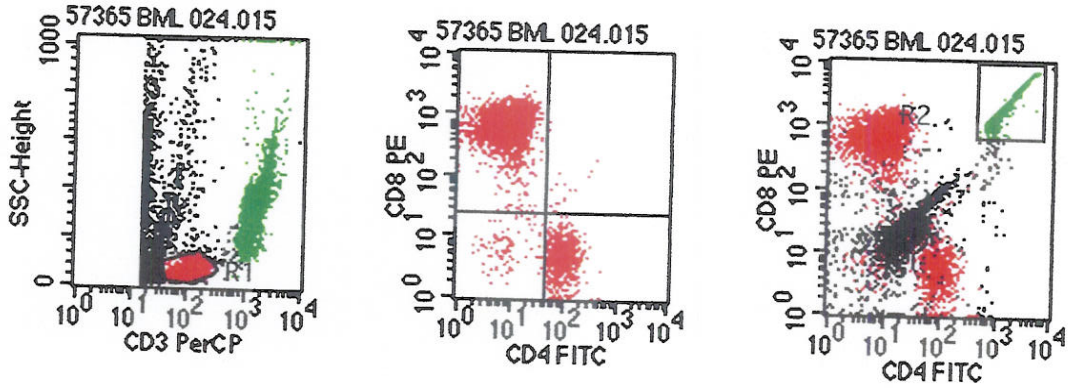

TEST	RESULT	NORMAL RANGE
HAEMOGLOBIN	10.6gm/dl	MALE : 14 - 18gm/dl FEMALE : 12 - 16gm/dl
WHITE BLOOD CELL COUNT	5910/ul	5000-10,000/ul
PLATELETS	473 thou/ul	150 - 450 thousand/ul
LYMPHOCYTES	23%	20 - 40 %
ABSOLUTE LYMPHOCYTE COUNT	1359/ul	1000 - 4800 /ul
ABSOLUTE CD4	214.5/ul	290 -2600 /ul
% CD4	15.78%	29 - 59 %
ABSOLUTE CD8	843.1 /ul	190 - 2120 /ul
% CD8	62.04%	19 - 48 %
CD4 / CD8 RATIO	0.25	0.6 - 2.80

Technique & kits: Flow cytometry,Tritest with Trucount -FACScan BD USA,

Dr. Ajit S.Golwilkar, MD, DCP
Regn. No : 32660

DR. GOLWILKAR LABORATORIES PVT. LTD. Dr. Ajit S. Golwilkar
2, Abhyuday Apts., 771, Bhandarkar Inst. Road, Pune - 411004. ☎ : 56012007 / 8 / 9 Fax No.: (020) 25675442
14, Prasad Chambers, 17/A, Karve Road, Pune - 411004 ☎ : 25440852 e-mail : drgl@vsnl.net

TEST REPORT
Partial reproduction of this report is not permitted.

NAME: BML 025
REF: METROPOLIS LABORATORY MUMBAI
ID NO : 57366

RECEIVED: 13/12/2005 02:14PM
REPORTED :13/12/2005 06:34PM

CD4/CD8 LYMPHOCYTE SUBSET ENUMERATION

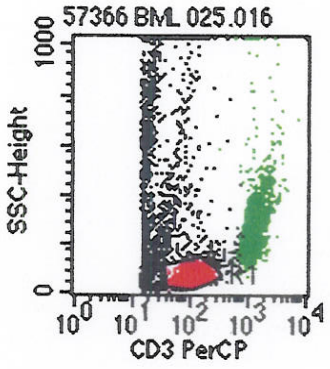

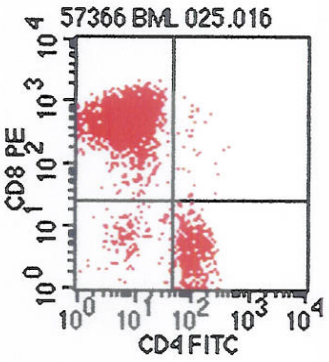

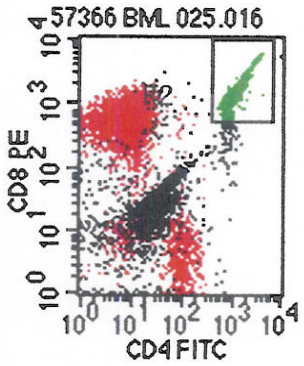

TEST	RESULT	NORMAL RANGE
HAEMOGLOBIN	10.9gm/dl	MALE : 14 - 18gm/dl FEMALE : 12 - 16gm/dl
WHITE BLOOD CELL COUNT	8160/ul	5000-10,000/ul
PLATELETS	74 thou/ul	150 - 450 thousand/ul
LYMPHOCYTES	30%	20 - 40 %
ABSOLUTE LYMPHOCYTE COUNT	2448/ul	1000 - 4800 /ul
ABSOLUTE CD4	240.3/ul	290 -2600 /ul
% CD4	9.81%	29 - 59 %
ABSOLUTE CD8	1739.4 /ul	190 - 2120 /ul
% CD8	71.05%	19 - 48 %
CD4 / CD8 RATIO	0.14	0.6 - 2.80

Technique & kits: Flow cytometry,Tritest with Trucount -FACScan BD USA,

Dr. Ajit S.Golwilkar, MD, DC
Regn. No : 32660

DR. GOLWILKAR LABORATORIES PVT. LTD.

Dr. Ajit S. Golwilkar

2, Abhyuday Apts., 771, Bhandarkar Inst. Road, Pune - 411004. ☎ : 56012007 / 8 / 9 Fax No.: (020) 25675442

14, Prasad Chambers, 17/A, Karve Road, Pune - 411004 ☎ : 25440852 e-mail : drgl@vsnl.net

TEST REPORT
Partial reproduction of this report is not permitted.

NAME: BML 029
REF: METROPOLIS LABORATORY MUMBAI
ID NO : 57374

RECEIVED: 13/12/2005 02:21PM
REPORTED :13/12/2005 07:12PM

CD4/CD8 LYMPHOCYTE SUBSET ENUMERATION

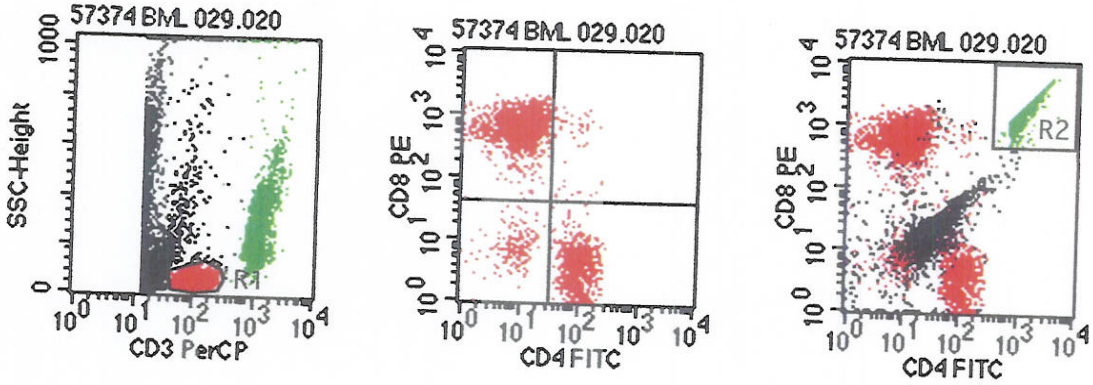

TEST	RESULT	NORMAL RANGE
HAEMOGLOBIN	16.3gm/dl	MALE : 14 - 18gm/dl FEMALE : 12 - 16gm/dl
WHITE BLOOD CELL COUNT	6200/ul	5000-10,000/ul
PLATELETS	150 thou/ul	150 - 450 thousand/ul
LYMPHOCYTES	21%	20 - 40 %
ABSOLUTE LYMPHOCYTE COUNT	1302/ul	1000 - 4800 /ul
ABSOLUTE CD4	229/ul	290 -2600 /ul
% CD4	3.69%	29 - 59 %
ABSOLUTE CD8	618 /ul	190 - 2120 /ul
% CD8	47.5%	19 - 48 %
CD4 / CD8 RATIO	0.37	0.6 - 2.80

Technique & kits: Flow cytometry,Tritest with Trucount -FACScan BD USA,

Dr. Ajit S.Golwilkar, MD, DCP
Regn. No : 32660

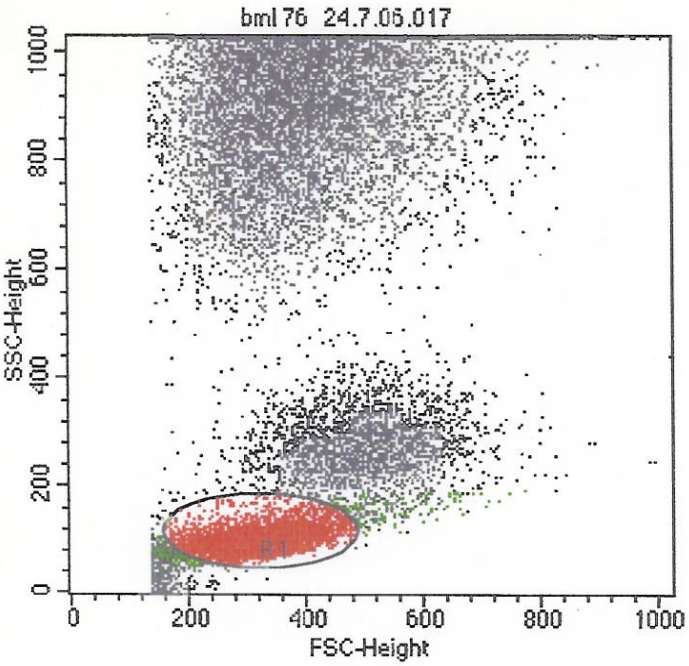

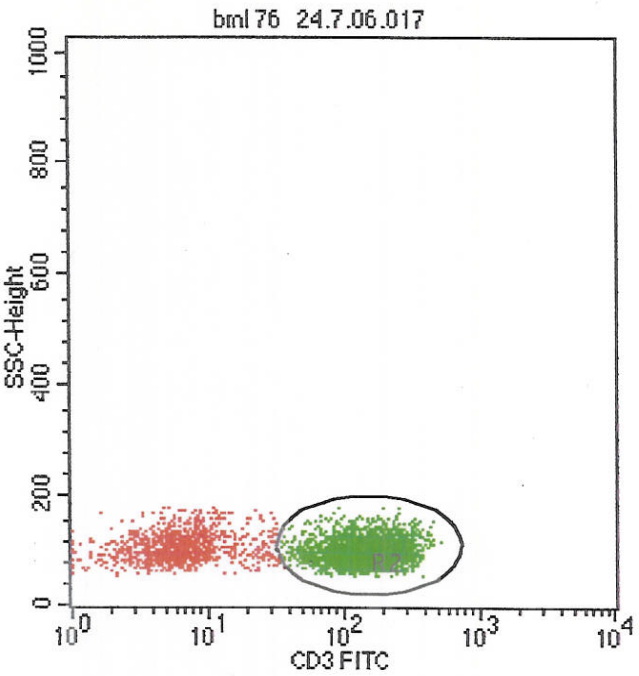

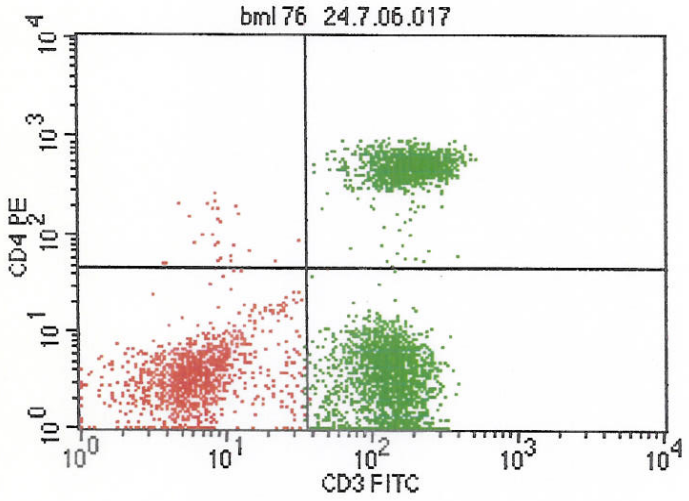

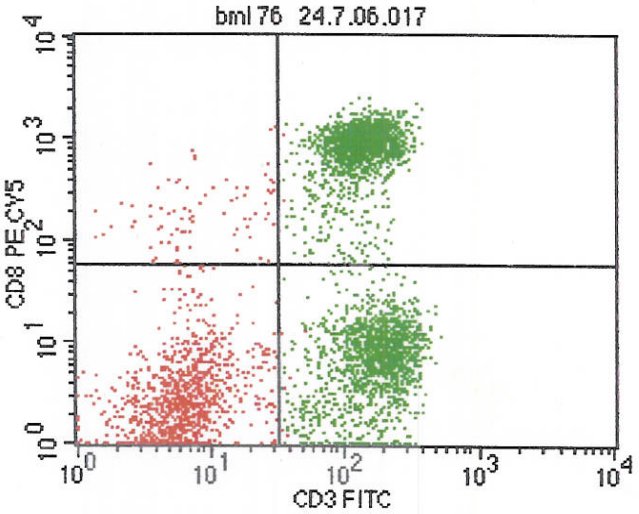

File: bml 76 24.7.06.017
Log Data Units: Linear Values
Sample ID:
Gate: G1
Gated Events: 4643
Total Events: 22579
X Parameter: FL1-H CD3 FITC (Log)
Y Parameter: FL2-H CD4 PE (Log)

Quad	Events	% Gated	% Total
UL	27	0.58	0.12
UR	1300	28.00	5.76
LL	1150	24.77	5.09
LR	2166	46.65	9.59

File: bml 76 24.7.06.017
Sample ID:
Tube:
Gate: G1
Total Events: 22579
Y Parameter: FL3-H CD8 PE CY5 (Log)

Quad	Events	% Gated	% Total
UL	85	1.83	0.38
UR	1997	43.01	8.84
LL	1071	23.07	4.74
LR	1490	32.09	6.60

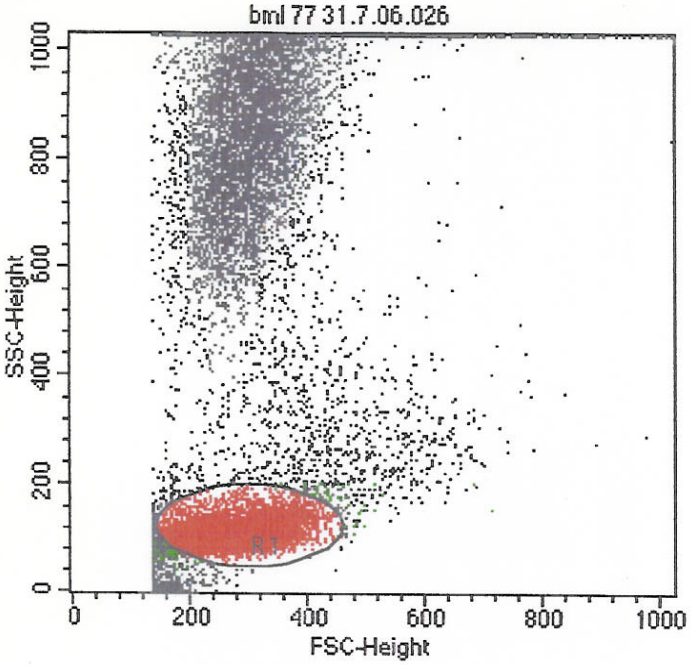

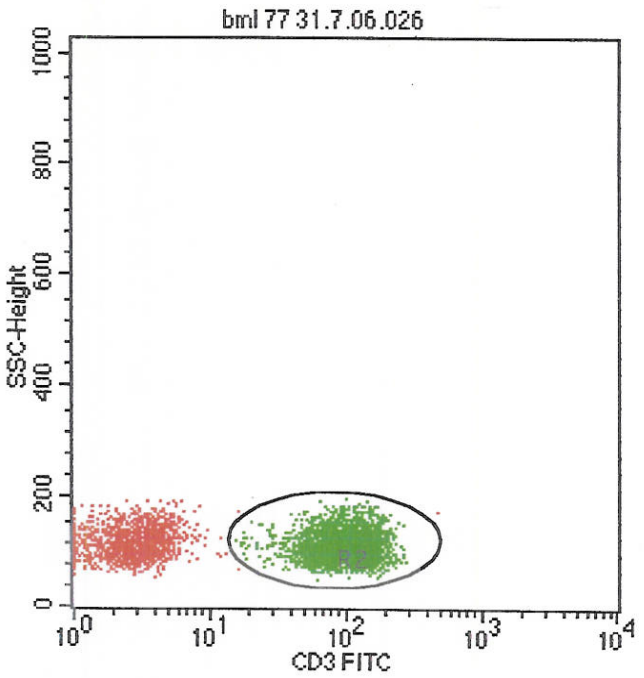

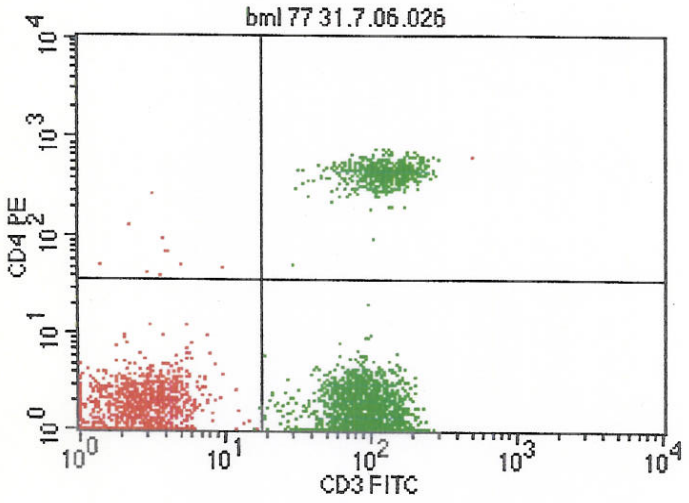

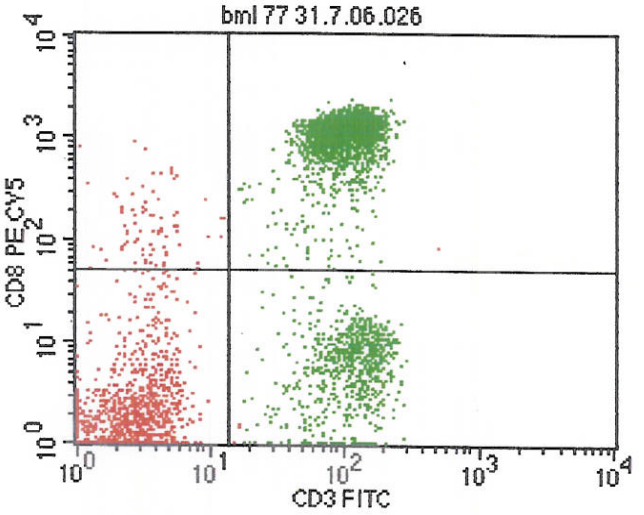

File: bml 77 31.7.06.026
Log Data Units: Linear Values
Sample ID:
Gate: G1
Gated Events: 4823
Total Events: 15132
X Parameter: FL1-H CD3 FITC (Log)
Y Parameter: FL2-H CD4 PE (Log)

Quad	Events	% Gated	% Total
UL	10	0.21	0.07
UR	606	12.56	4.00
LL	1159	24.03	7.66
LR	3048	63.20	20.14

File: bml 77 31.7.06.026
Sample ID:
Tube:
Gate: G1
Total Events: 15132
Y Parameter: FL3-H CD8 PE CY5 (Log)

Quad	Events	% Gated	% Total
UL	81	1.68	0.54
UR	2904	60.21	19.19
LL	1080	22.39	7.14
LR	758	15.72	5.01

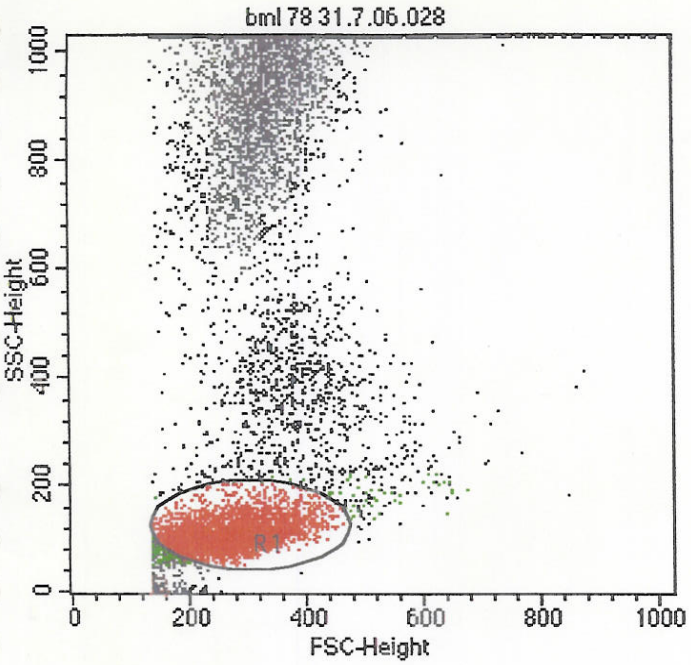

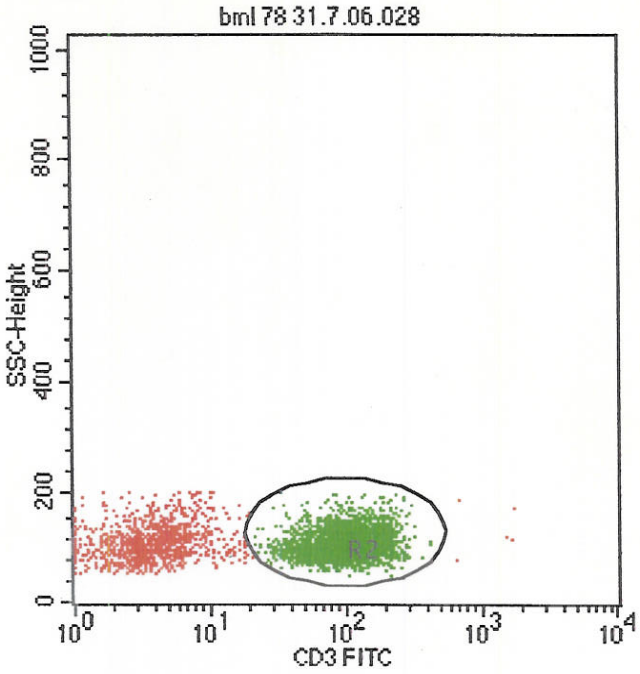

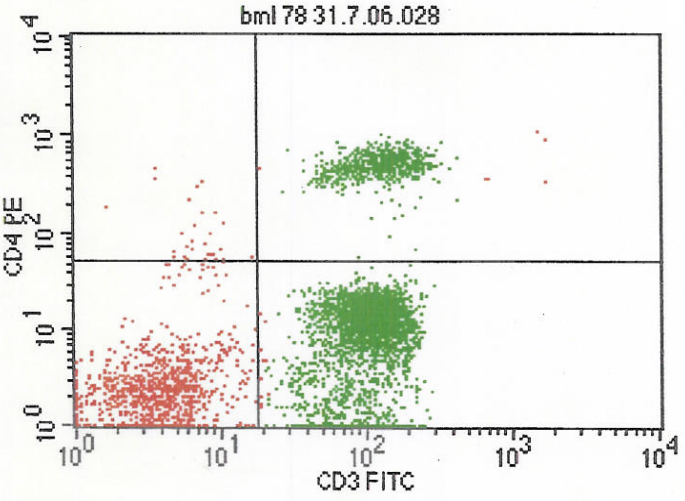

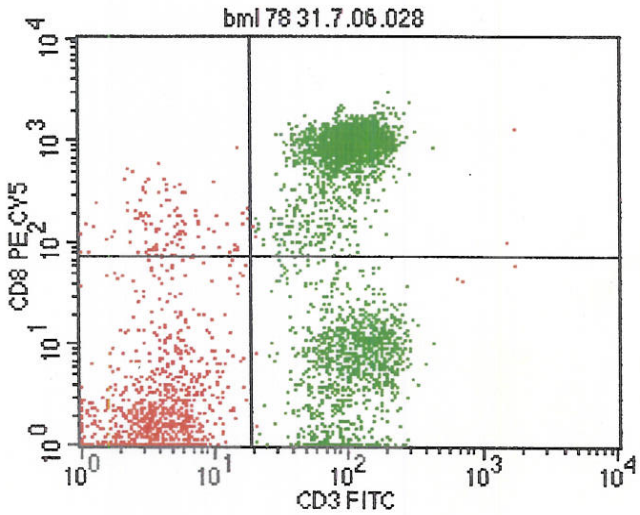

File: bml 78 31.7.06.028
Log Data Units: Linear Values
Sample ID:
Gate: G1
Gated Events: 5023
Total Events: 12215
X Parameter: FL1-H CD3 FITC (Log)
Y Parameter: FL2-H CD4 PE (Log)

Quad	Events	% Gated	% Total
UL	31	0.62	0.25
UR	704	14.02	5.76
LL	963	19.17	7.88
LR	3325	66.20	27.22

File: bml 78 31.7.06.028
Sample ID:
Tube:
Gate: G1
Total Events: 12215
Y Parameter: FL3-H CD8 PE CY5 (Log)

Quad	Events	% Gated	% Total
UL	115	2.29	0.94
UR	2935	58.43	24.03
LL	885	17.62	7.25
LR	1088	21.66	8.91